

## FLITI Mini GPS Tracker

# FLITI Mini GPS Tracker for Cats and Dogs

Model: Mini GPS Tracker

Brand: FLITI

## 1. INTRODUCTION

This manual provides detailed instructions for the FLITI Mini GPS Tracker for cats and dogs. This compact, waterproof device allows real-time tracking of your pets and valuable items, offering peace of mind without monthly fees. Please read this manual thoroughly before using the product to ensure proper operation and safety.

## 2. WHAT'S IN THE BOX

- FLITI Mini GPS Tracker (integrated with collar)
- Replacement Battery x 1
- User Manual x 1

## 3. PRODUCT OVERVIEW

The FLITI Mini GPS Tracker is designed for reliable pet and item tracking. It features an AES intelligent positioning chip for global location support and leverages nearby Apple devices for real-time updates. Its compact size and IP65 waterproof rating make it suitable for various environments.



Figure 1: FLITI Mini GPS Tracker with cartoon dog design.

# PRODUCT SIZE



GPS Tracker: 10g

Figure 2: Product dimensions and weight (10g).

# Mini Traceur GPS Chien Chat

**AES Intelligent  
Positioning Chip**



Figure 3: Key features: AES Intelligent Positioning Chip and IP65 Waterproof rating.

## 4. SETUP

Follow these steps to set up your FLITI Mini GPS Tracker:

1. **Install Battery:** Open the tracker casing and insert the provided button battery, ensuring correct polarity. Incorrect installation may prevent the device from functioning.
2. **Download Mobile Application:** Download the compatible tracking application from your smartphone's app store (available for iOS and Android).
3. **Pair with Smartphone:** Follow the in-app instructions to pair the tracker with your smartphone via Bluetooth.
4. **Attach to Collar:** Securely attach the tracker to the provided pet collar. The collar is adjustable from 10-70cm.

Your browser does not support the video tag.



Video 1: Demonstration of inserting a similar tracker into a collar. This video illustrates the general process of securing a round tracker into a silicone holder on a pet collar.


## 5. OPERATING INSTRUCTIONS


The FLITI Mini GPS Tracker offers several functions to help you monitor your pet or valuables:


1. **Real-time Tracking:** Open the mobile application to view your pet's location on the map. Real-time positioning relies on nearby Apple devices. Without an Apple device in proximity, location updates may experience a delay of 5 to 15 minutes.
2. **Sound Search:** If your pet or item is nearby but out of sight, activate the sound search function via Bluetooth connection in the app. The tracker will emit a clear sound to help you locate it.
3. **Navigation:** The application can provide one-click navigation to the tracker's last known location, assisting you in planning the quickest route to your pet or item.
4. **Versatile Use:** Beyond pets, the tracker can be used for valuable items such as keys, wallets, luggage, or to monitor the location of elderly individuals or children.

**Remote precise positioning**  
Open your phone and easily locate your pet

**Android and iOS Universal**

 myTag.world  
HereTap Inc.

 iOS

 Android

**E**  
Everyone ①

**Install**

Where To?

Explore nearby >

Hotels Restaurants Attractions More

Explore Commute Favorite

## 6. MAINTENANCE

Proper maintenance ensures the longevity and optimal performance of your FLITI Mini GPS Tracker:

- **Battery Replacement:** The tracker uses a button battery with an ultra-long standby time of up to 365 days. Replace the battery annually or when the app indicates low power.
- **Cleaning:** Wipe the tracker and collar with a soft, damp cloth. Avoid using abrasive cleaners or harsh chemicals, as these can damage the device or its water-resistant seal.
- **Water Resistance:** The device has an IP65 water-resistant rating, meaning it is protected against dust and low-pressure water jets. It is suitable for use in rain or during splashes, but it is not designed for prolonged submersion in water.



Figure 5: The tracker is IP65 waterproof, suitable for active pets.

## 7. TROUBLESHOOTING

If you encounter issues with your FLITI Mini GPS Tracker, refer to the following common problems and solutions:

- **Tracker not updating location in real-time:**  
The tracker relies on nearby Apple devices for real-time positioning. If no Apple device is in proximity, location updates may be delayed by 5 to 15 minutes. Ensure your pet is frequently near Apple devices for optimal real-time tracking.

- **Inaccurate location:**

GPS accuracy can be affected by environmental factors such as dense urban areas, thick foliage, or indoor use. For best accuracy, ensure the tracker has a clear view of the sky.

- **Tracker not connecting to the app:**

Verify that Bluetooth is enabled on your smartphone and that the mobile application is open and running in the background. Check if the tracker's battery is depleted and replace it if necessary.

- **Battery life shorter than expected:**

Ensure the battery is new and correctly installed. Frequent use of the sound search function or very frequent location requests can reduce battery life.

- **Tracker not turning on:**

Check the battery installation to ensure correct polarity. If the battery is old or depleted, replace it with a new one.

## 8. SPECIFICATIONS

Feature	Detail
Size	Adjustable collar 10 - 70cm
Material	Plastic
Brand	FLITI
Shape	Round
Weight	10g (Tracker only)
Water Resistance	IP65
Battery Life	Up to 365 days (standby)
Included Components	Replacement Battery x 1, User Manual x 1

## 9. WARRANTY INFORMATION

The FLITI Mini GPS Tracker comes with a 180-day warranty from the date of purchase. This warranty covers manufacturing defects and malfunctions under normal use. Please retain your proof of purchase for warranty claims.

## 10. CUSTOMER SUPPORT

For any questions, technical assistance, or warranty claims, please contact FLITI customer support through your retailer or the official brand website. Our support team is available to help you with any issues you may

encounter.