

HAYLOU HQ5

Haylou HQ5 T020 ANC Bluetooth Earbuds User Manual

Model: HQ5 T020

INTRODUCTION

Welcome to the user manual for your Haylou HQ5 T020 ANC Bluetooth Earbuds. These wireless earbuds are designed to provide a superior audio experience with adaptive Active Noise Cancellation (ANC), a comfortable fit, and intuitive controls. This manual will guide you through setup, operation, maintenance, and troubleshooting to ensure you get the most out of your device.



Image: Haylou HQ5 T020 ANC Bluetooth Earbuds, black, shown in their open charging case.

Key Features

- Adaptive Active Noise Cancellation (ANC) up to -28 dB for an immersive audio experience.
- Lightweight and ergonomic design, with each earbud weighing only 4 grams.
- High-performance 10mm dynamic drivers for studio-quality sound.
- Four microphones with Environmental Noise Cancellation (ENC) for clear calls.
- Latest Bluetooth 6.0 chip for fast, stable, and low-power connection.
- Ultra-low latency gaming mode for precise audio-visual synchronization.
- Double-layer silicone ear tips for enhanced hygiene and durability.
- Total battery life of up to 22 hours with the charging case.
- Intuitive touch controls for music, calls, and mode switching.

Desempenho premium

ANC adaptativo

Desfrute de paz não perturbada



Leve e confortável

4g por design ergonômico do Earbud para conforto durante todo o dia



Dicas de orelha de camada dupla

Evite matéria estranha, limpa e saudável



Redefinição de um TAP

Botão físico para operação simples



Drivers de alto desempenho

Detalhes ricos e frequências equilibradas



4-mic ENC

Chamadas cristalinas



Mais recente chip Bluetooth 6.0

Emparelhamento instantâneo e conexão perfeita



Modo de latência ultra-baixa

Sincronização audiovisual para jogos suaves



Image: An infographic highlighting the premium features of the Haylou HQ5 T020 earbuds, including adaptive ANC, lightweight design, 4-mic ENC, Bluetooth 6.0, and ultra-low latency gaming mode.

SETUP GUIDE

1. Initial Charging

Before first use, fully charge your Haylou HQ5 T020 earbuds and their charging case.

- Place both earbuds into the charging case.
- Connect the charging case to a power source using the provided Type-C cable.
- The indicator light on the case will show charging status. A full charge for the earbuds takes approximately 2 hours.

2. Powering On

The earbuds automatically power on when removed from the charging case.

3. Bluetooth Pairing

1. Ensure the earbuds are charged and removed from the charging case. They will automatically enter pairing mode.
2. On your device (smartphone, tablet, etc.), enable Bluetooth.
3. Search for available Bluetooth devices and select "Haylou HQ5" from the list.
4. Once connected, you will hear a confirmation tone, and the earbuds will be ready for use.

The latest Bluetooth 6.0 chip ensures instant pairing and a stable connection.

OPERATING INSTRUCTIONS

Touch Controls

The Haylou HQ5 T020 earbuds feature intuitive touch controls on each earbud.

Action	Control
Power On	Remove from charging case
Power Off	Place into charging case
Activate ANC Mode	Automatically activates upon power on, or press and hold the right earbud for 2 seconds
Transparency Mode	Press and hold the right earbud for 2 seconds
Game Mode (Activate/Deactivate)	Press and hold the left earbud for 2 seconds
Answer/End Call	Double-tap either the left or right earbud
Reject Call	Press and hold either the left or right earbud for 2 seconds
Previous Track	Triple-tap the left earbud
Next Track	Triple-tap the right earbud
Play/Pause	Double-tap either the left or right earbud

Active Noise Cancellation (ANC)

The adaptive ANC technology reduces ambient noise by up to -28 dB, providing a pure audio experience. You can switch between ANC and Transparency modes by pressing and holding the right earbud for 2 seconds.

Cancelamento de ruído ativo adaptativo

O som ambiente desaparece para deixar você com nada além de som puro



Modo ANC



Modo ENC

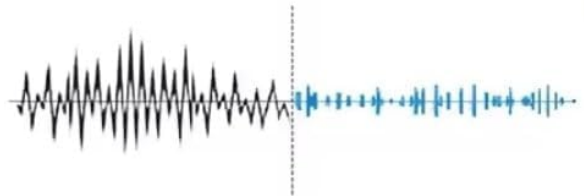


Image: An illustration demonstrating the effect of adaptive noise cancellation, showing how ambient sound is reduced to provide pure audio. It also compares ANC and ENC modes.

Clear Calls with ENC

Equipped with four microphones and Environmental Noise Cancellation (ENC) technology, your calls will be clear and free from background noise, even in noisy environments.

Cancelamento de ruído de chamada de 4 mics

Continue lentando onde quer que você esteja

4 mics

Pegue com precisão a voz humana

&

Algoritmo ENC

Suprimir o ruído ambiente durante as chamadas



Image: A visual representation of the 4-mic call noise cancellation feature, showing how the earbuds capture human voice precisely and suppress ambient noise during calls using the ENC algorithm.

MAINTENANCE AND CARE

Cleaning

To maintain optimal performance and hygiene, regularly clean your earbuds and charging case.

- Use a soft, dry, lint-free cloth to wipe the earbuds and charging case.
- For the ear tips, gently remove them and clean with a mild soap solution if necessary, then rinse and dry completely before reattaching.
- Ensure no moisture enters the charging ports or speaker grilles.

Storage

Always store the earbuds in their charging case when not in use to protect them and keep them charged.

Water Resistance

The Haylou HQ5 T020 earbuds are rated IPX4 water-resistant, meaning they are protected against splashing water from any direction. This makes them suitable for workouts and light rain. However, they are not designed for swimming or submersion in water. Avoid exposing them to excessive moisture.

TROUBLESHOOTING

If you encounter any issues with your Haylou HQ5 T020 earbuds, please refer to the solutions below.

Common Issues and Solutions

- **Earbuds not pairing:** Ensure both earbuds are fully charged and removed from the case. Turn off and on your device's Bluetooth, then try pairing again.
- **Only one earbud working:** Place both earbuds back into the charging case, close the lid, wait a few seconds, then remove them. This often re-syncs them.
- **Sound quality issues:** Check if the ear tips are properly seated in your ears. Ensure the earbuds are clean and free of debris.
- **Connection drops:** Ensure you are within the 10-meter communication range and there are no significant obstacles between the earbuds and your device.

Physical Reset

If you experience persistent issues, you can perform a physical reset. The charging case features a physical reset button that can resolve problems in just 5 seconds. Refer to the product diagram or contact support for the exact location of the reset button.

SPECIFICATIONS

Feature	Detail
Model Name	Haylou HQ5
Bluetooth Protocol	A2DP, AVRCP, HFP
Audio Codec	SBC, AAC
Noise Control	Active Noise Cancellation (ANC)
ANC Depth	Up to -28 dB
Microphones	4 (with ENC)
Driver Size	10 mm Dynamic Drivers
Earbud Dimensions	35 x 21.1 x 23.1 mm
Earbud Weight	4 g per earbud
Total Weight (with case)	Approx. 80 g

Feature	Detail
Communication Range	10 meters (open environment without obstacles)
Charging Case Battery Capacity	320 mAh
Earbud Battery Capacity	30 mAh
Earbud Charging Time	Approx. 2 hours
Charging Port	Type-C
Total Playtime	Up to 22 hours (with charging case)
Standby Time	Approx. 180 days (with power-saving algorithm)
Water Resistance Rating	IPX4
Compatible Systems	iOS 9.0+ / Android 4.4+
Control Method	Touch
Color	Black
Impedance	43 Ohm
Sensitivity	43 dB
Certification	ANATEL 233832303372

22 Horas de reprodução Carga rápida

2 Horas

Caso de carregamento

22 Horas

Duração da bateria



Image: A visual representation of the Haylou HQ5 T020's battery life, indicating 2 hours for case charging and 22 hours of total battery duration, along with Haylou Rapid Charge (HRC) branding.

Drivers dinâmicos de 10mm

Drivers de alto desempenho



Image: A detailed diagram showcasing the 10mm dynamic drivers of the Haylou HQ5 T020, emphasizing high-performance audio with Haylou Digital Sound Enhancement (HDSE) and Haylou Acoustic Cavity (ACAVITY) technologies.

WARRANTY INFORMATION







The Haylou HQ5 T020 ANC Bluetooth Earbuds come with a manufacturer's warranty of **3 months** from the date of purchase. This warranty covers manufacturing defects under normal use. Please retain your proof of purchase for warranty claims.

For detailed warranty terms and conditions, please refer to the official Haylou website or contact your retailer.

CUSTOMER SUPPORT

Should you require further assistance or have questions not covered in this manual, please contact Haylou customer support or visit the official Haylou store.

Related Documents - HQ5

	<p>HAYLOU HO5 True Wireless Noise Cancellation Earphones User Manual</p> <p>Comprehensive user manual for HAYLOU HO5 True Wireless Noise Cancellation Earphones, covering setup, usage, charging, and troubleshooting. Features ANC technology and long battery life.</p>
	<p>Haylou GT1 2022 Wireless Earbuds User Manual</p> <p>Comprehensive user guide for Haylou GT1 2022 wireless earbuds, covering setup, pairing, functions, troubleshooting, and specifications. Learn how to use your Bluetooth 5.2 earbuds for optimal audio experience.</p>
	<p>HAYLOU HQ5 True Wireless Noise Cancellation Earphones User Manual</p> <p>User manual for HAYLOU HQ5 True Wireless Noise Cancellation Earphones (Model T020). Provides instructions on setup, usage, charging, troubleshooting, and product specifications.</p>
	<p>Haylou S30 Wireless Noise Cancelling Headphones - User Manual</p> <p>Explore the Haylou S30 wireless headphones, featuring 43dB adaptive noise cancellation, 40mm drivers, 80-hour battery life, Bluetooth 5.4, and multi-point connectivity. Includes detailed specifications and package contents.</p>
	<p>HAYLOU S30</p> <p>HAYLOU S30</p>
	<p>HAYLOU S35 ANC Over-ear Headphones User Manual</p> <p>User manual for HAYLOU S35 ANC Over-ear Headphones, covering package contents, button functions, headphone settings, dual-device connection, basic parameters, caveats, and warranty information.</p>