

Elitech DR-230-THE

Elitech DR-230-THE Bluetooth Hygrometer Thermometer

Instruction Manual

1. PRODUCT OVERVIEW

The Elitech DR-230-THE is a Bluetooth-enabled hygrometer and thermometer designed for precise temperature and humidity monitoring. It features a large display, extensive data storage, and smart alarm capabilities, making it suitable for various environments such as warehouses, laboratories, and cold storage facilities.

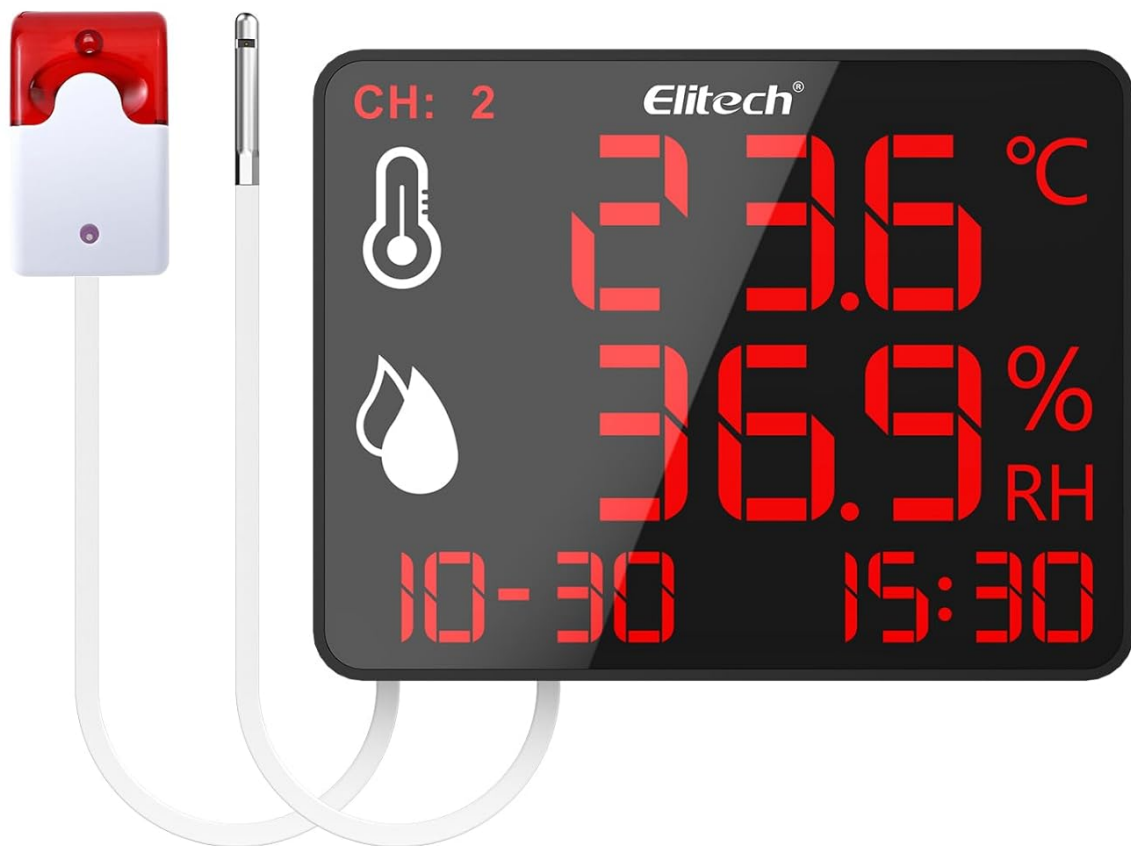


Figure 1: Elitech DR-230-THE device with external alarm and sensor.

2. KEY FEATURES

- **10.6-inch Jumbo Display:** Provides clear visibility of temperature and humidity readings across large spaces.
- **30,000 Data Points Storage:** Robust cyclic storage capacity with automatic overwrite to ensure continuous data recording.
- **Dual-Channel Monitoring:** Simultaneously track two zones using external sensors.
- **Smart Alerts:** Customizable alarms including screen flashing and an optional 110dB external siren with adjustable delays.
- **Bluetooth Connectivity:** Monitor data remotely via the Elitech iCold app (up to 147ft range).
- **Universal Power & Flexible Installation:** Supports 100–240V power input with interchangeable plugs and offers wall-mounting or desktop stand options.

3. SETUP

3.1 Package Contents

Verify that all components are present:

- Elitech DR-230-THE device
- External temperature/humidity sensor(s)
- External alarm (optional, if included with model)
- Power adapter with interchangeable plugs (US, EU, UK, China standards)
- Mounting accessories (screws, wall anchors)
- User Manual (this document)

3.2 Powering the Device

1. Select the appropriate power plug for your region and attach it to the power adapter.
2. Connect the power adapter to the Power Supply Interface on the back of the DR-230-THE device.
3. Plug the power adapter into a standard 100–240V AC outlet. The device will power on automatically.

3.3 Sensor and Alarm Connection

1. Locate the External Sensor Interface on the back of the device. Connect the external temperature/humidity sensor(s) to these ports.
2. If your model includes an external alarm, connect it to the External Siren Interface.

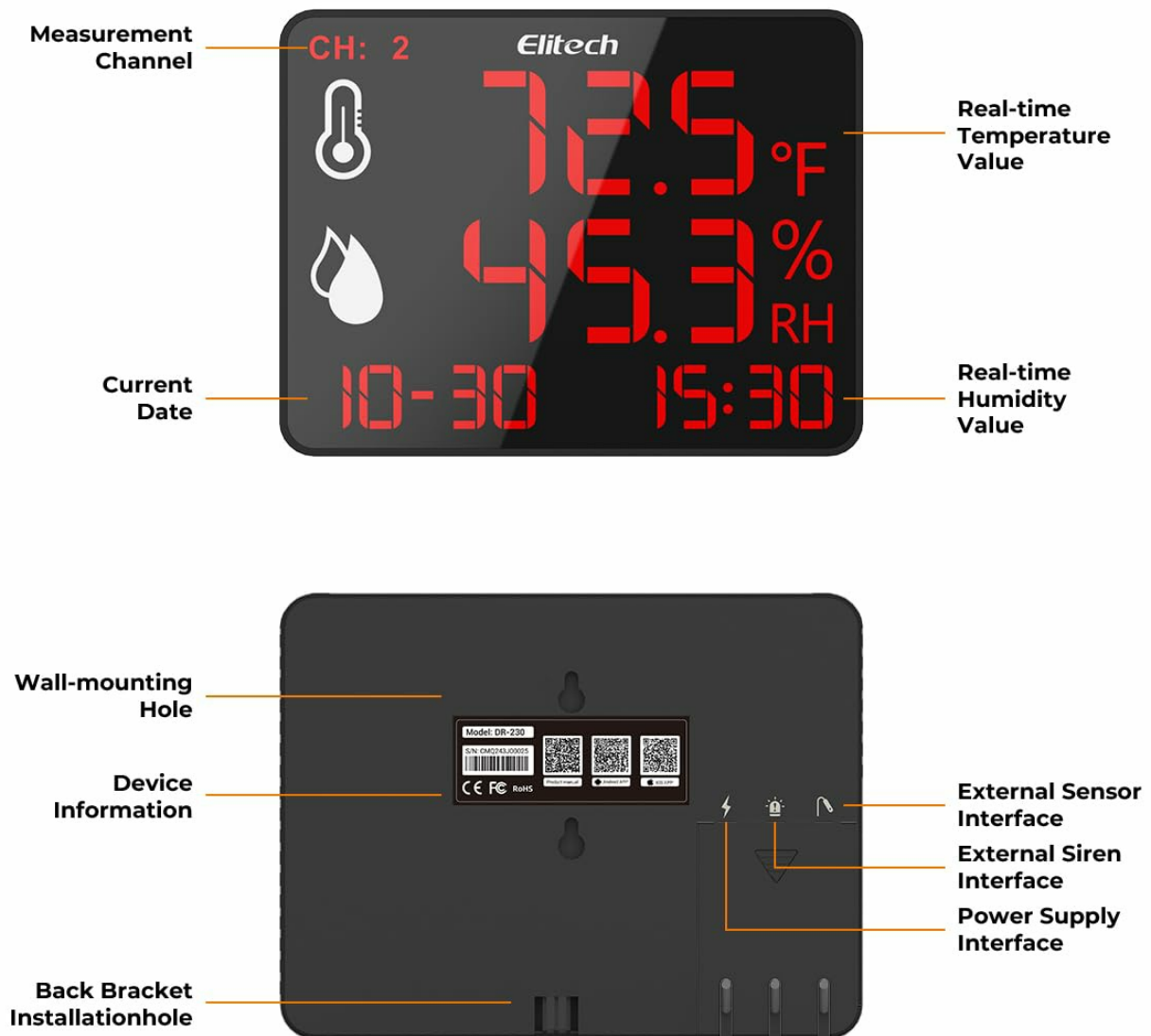


Figure 2: Back panel connections including wall-mounting hole, external sensor interface, external siren interface, and power supply interface.

3.4 Installation Options

The DR-230-THE offers flexible installation:

- **Desktop Stand:** Utilize the integrated back bracket for stable placement on any flat surface.
- **Wall-Mounting:** Use the wall-mounting hole and provided screws to secure the device to a wall. Ensure the wall can support the device's weight.

4. OPERATING INSTRUCTIONS

4.1 Display Overview

The 10.6-inch display provides real-time information:



Figure 3: The 4-in-1 display shows temperature, humidity, date, and time. Device dimensions are approximately 8.5" (21.5cm) length and 6.5" (16.5cm) width.

- **CH: 2:** Indicates dual-channel monitoring is active.
- **Temperature Icon:** Displays the current temperature reading.

- **Humidity Icon:** Displays the current relative humidity reading.
- **Date and Time:** Shows the current date and time.

4.2 Bluetooth Connectivity and App Integration

The Elitech iCold app allows for remote monitoring and configuration:

1. Download the Elitech iCold app from your smartphone's app store.
2. Ensure Bluetooth is enabled on your smartphone.
3. Open the Elitech iCold app and follow the on-screen instructions to connect to your DR-230-THE device.
4. Once connected, you can view real-time graphs, configure parameters, and access automatic data recording.

FREE APP

Real-Time Charts & Instant PDF Reports



Figure 4: The Elitech iCold app provides real-time charts and instant PDF reports.

4.3 Data Logging and Export

The device automatically stores up to 30,000 data points. Old data is overwritten once the storage capacity is reached.

- Through the Elitech iCold app, users can export real-time charts and instant PDF reports for data analysis and record-keeping.

30,000 Data Points

Auto-Overwrite Storage



Never Miss Critical Data

Figure 5: The device stores 30,000 data points, ensuring critical information is retained.

4.4 Alarm Configuration

The DR-230-THE features customizable alarms:

- **Screen Flashing:** The device screen will flash when readings exceed set thresholds.
- **External Siren:** If connected, the optional 110dB external siren will activate.
- **Adjustable Delay:** Alarm delays can be set between 3 to 10 seconds to prevent false alerts from transient fluctuations.

Alarm thresholds and delays are configured via the Elitech iCold app.

Elitech®

Innovation Preceding All

Screen Flashing Alert

Optional **110dB**
External Siren



Smart Alarm Delay
Prevent False Alerts (3s-10s Adjustable)




Figure 6: Screen flashing and optional 110dB external siren provide smart alerts with adjustable delays.

5. MAINTENANCE

- **Cleaning:** Wipe the device and sensors with a soft, dry cloth. Do not use abrasive cleaners or immerse the device in water.
- **Sensor Care:** Keep sensors free from dust and debris to ensure accurate readings. Avoid exposing sensors to extreme physical shock or corrosive substances.

- **Storage:** When not in use for extended periods, store the device in a cool, dry place away from direct sunlight.

6. TROUBLESHOOTING

Problem	Possible Cause	Solution
Device does not power on.	No power supply or faulty adapter.	Check power connection. Ensure adapter is securely plugged into device and outlet. Try a different outlet.
Inaccurate readings.	Sensor obstruction or damage; device placed in an unsuitable environment.	Ensure sensors are clean and unobstructed. Relocate the device to a stable environment away from direct heat sources or drafts.
Bluetooth connection issues.	Bluetooth off; device out of range; app issues.	Ensure Bluetooth is enabled on your phone. Move closer to the device (within 147ft). Restart the app or your phone.
Alarm not triggering.	Alarm thresholds not set correctly; alarm delay too long; external siren disconnected.	Verify alarm settings in the Elitech iCold app. Check external siren connection.

7. SPECIFICATIONS

- **Display Size:** 10.6 inches
- **Data Storage:** 30,000 data points (auto-overwrite)
- **Monitoring Channels:** Dual (with external sensors)
- **Alarm Type:** Screen flashing, optional 110dB external siren
- **Alarm Delay:** Adjustable (3–10 seconds)
- **Connectivity:** Bluetooth (up to 147ft range)
- **Power Input:** 100–240V AC
- **Installation:** Wall-mounting, desktop stand

8. WARRANTY AND SUPPORT













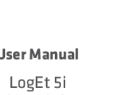


For warranty information and technical support, please refer to the official Elitech website or contact Elitech customer service directly. Keep your purchase receipt as proof of purchase.

Elitech Technology Inc.

[Seller Information](#)



© 2023 Elitech Technology Inc. All rights reserved.

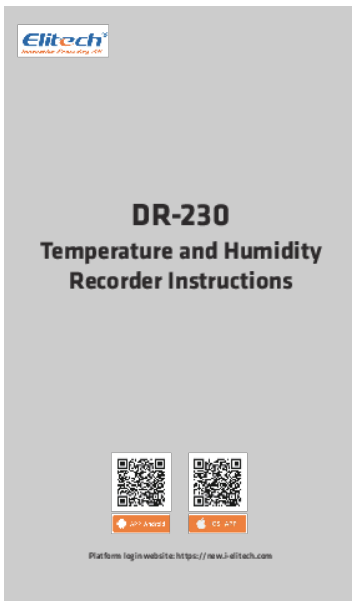
 <p>DR-230 Temperature and Humidity Recorder Instructions</p>   <p>Platform: log-in mobile app: https://itunes.apple.com</p>	<p>Elitech DR-230 Temperature and Humidity Recorder Instructions</p> <p>User manual and instructions for the Elitech DR-230 temperature and humidity recorder, detailing product features, interface, technical specifications, setup, and operation using the Elitech iCold mobile application for monitoring and data logging.</p>
 <p>DR-230 Temperature and Humidity Recorder Instructions</p>   <p>Platform: log-in mobile app: https://itunes.apple.com</p>	<p>Elitech DR-230 Temperature and Humidity Recorder: Instructions and Manual</p> <p>Comprehensive guide to the Elitech DR-230 temperature and humidity recorder, detailing its product overview, features, interface, technical specifications, manual operation, and step-by-step instructions for using the Elitech iCold mobile application.</p>
 <p>USER MANUAL RC-61/GSP-6</p> 	<p>Elitech RC-61/GSP-6 Temperature and Humidity Data Logger User Manual</p> <p>Comprehensive user manual for the Elitech RC-61/GSP-6 temperature and humidity data logger. Learn about its features, specifications, operation, status indications, battery replacement, and default parameters.</p>
 <p>DR-230 Temperature and Humidity Recorder Instructions</p>  	<p>Elitech DR-230 Temperature and Humidity Recorder Instructions</p> <p>User manual for the Elitech DR-230 temperature and humidity recorder, detailing product features, interface, structure, technical specifications, and app operation for monitoring and data logging.</p>
 <p>User Manual LogEt 5i Single-Use IoT data logger</p> 	<p>Elitech LogEt 5i User Manual: Single-Use IoT Data Logger</p> <p>Comprehensive user manual for the Elitech LogEt 5i single-use IoT data logger. Covers product features, technical specifications, operating instructions, safety precautions, and data management for temperature, humidity, and light monitoring in logistics and cold chain applications.</p>
 <p>User Manual GSP-6 Multi-Use IoT data logger</p> 	<p>Elitech GSP-6 Multi-use Temperature & Humidity Data Logger User Manual</p> <p>Comprehensive guide to the Elitech GSP-6 data logger, covering its features, specifications, operation, data management, and troubleshooting for temperature and humidity monitoring in cold chain logistics.</p>



[Elitech DR-230 Temperature and Humidity Recorder Instructions](#)

User manual for the Elitech DR-230 temperature and humidity recorder, detailing product features, interface, structure, technical specifications, and app operation for monitoring and data logging.

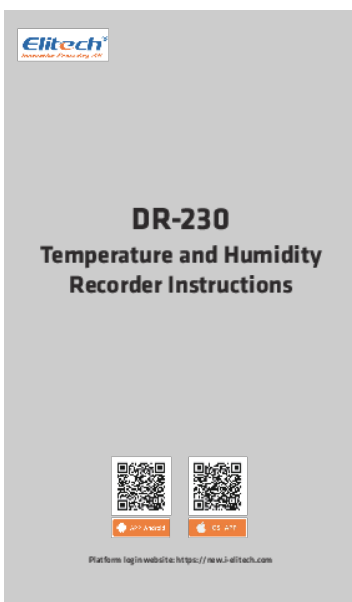
lang:en score:38 filesize: 3.41 M page_count: 10 document date: 2025-05-09



[Elitech DR-230 Temperature and Humidity Recorder: Instructions and Manual](#)

Comprehensive guide to the Elitech DR-230 temperature and humidity recorder, detailing its product overview, features, interface, technical specifications, manual operation, and step-by-step instructions for using the Elitech iCold mobile application.

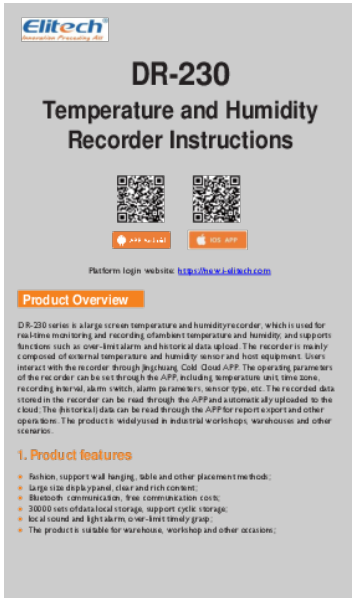
lang:en score:35 filesize: 3.33 M page_count: 10 document date: 2024-10-21



[Elitech DR-230 Temperature and Humidity Recorder Instructions](#)

User manual and instructions for the Elitech DR-230 temperature and humidity recorder, detailing product features, interface, technical specifications, setup, and operation using the Elitech iCold mobile application for monitoring and data logging.

lang:en score:31 filesize: 3.33 M page_count: 10 document date: 2024-10-21



[pdf] Instructions Catalog

Nhật Phúc Catalog Elitech DR 230tktech vn 230 |||

DR-230 Temperature and Humidity Recorder Instructions Platform login website:

<https://new.i-elitech.com> Product Overview DR-230 series is a large screen temperature and humidity recorder, which is used for real-time monitoring and recording of ambient temperature and humidity, and supports functions...

lang:en score:12 filesize: 330.64 K page_count: 3 document date: 2025-04-09