

[Manuals.plus](#) /

› [WeurGhy](#) /

› WeurGhy X12S Wireless Earbuds User Manual

WeurGhy X12S

WeurGhy X12S Wireless Earbuds User Manual

Model: X12S

1. INTRODUCTION

Thank you for choosing the WeurGhy X12S Wireless Earbuds. This manual provides detailed instructions on how to set up, operate, and maintain your earbuds to ensure optimal performance and longevity. Please read this manual thoroughly before using the product.



Image 1.1: The WeurGhy X12S Wireless Earbuds in their charging case, displaying the battery percentage.

2. WHAT'S IN THE BOX

Carefully unpack your WeurGhy X12S Wireless Earbuds and ensure all items are present:

- WeurGhy X12S Wireless Earbuds (Left and Right)
- Wireless Charging Case
- USB-C Charging Cable
- User Manual
- Eartips (S/M/L sizes)



Image 2.1: Illustration of the WeurGhy X12S package contents, including earbuds, charging case, USB-C cable, user guide, and various eartip sizes.

3. SETUP

3.1 Initial Charging

Before first use, fully charge the earbuds and the charging case. Connect the provided USB-C cable to the charging port on the case and a power source. The LED display on the charging case will show the battery percentage, indicating the charging status. A full charge typically takes about 1.5 hours.

56H Long Battery Life & Dual LED Display



Image 3.1: The charging case connected via USB-C, displaying the battery level for both the case and individual earbuds.

3.2 Pairing with Your Device

1. Ensure the earbuds are charged.
2. Open the charging case. The earbuds will automatically enter pairing mode, indicated by a flashing light on the earbuds.
3. On your device (smartphone, tablet, etc.), enable Bluetooth.
4. Search for available Bluetooth devices and select "X12S" from the list.
5. Once connected, the earbuds will indicate successful pairing, and the light will stop flashing.

After the initial pairing, the earbuds will automatically connect to the last paired device when removed from the charging case, provided Bluetooth is enabled on your device.

Universal Compatibility

Wireless headphones are compatible with almost any Bluetooth-equipped device.



Supports 13 Bluetooth protocols



Ultra-low latency
stable transmission

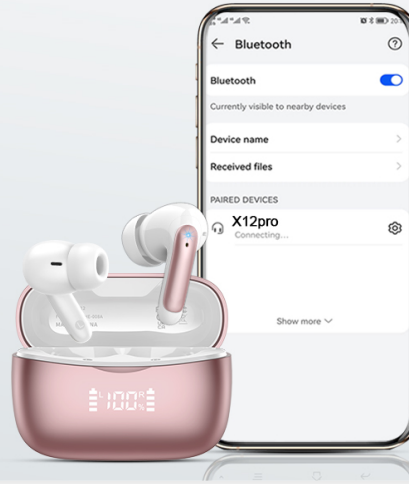


Image 3.2: A smartphone screen showing the "X12S" earbuds connected in the Bluetooth settings, demonstrating universal compatibility.

4. OPERATING THE EARBUDS

4.1 Wearing the Earbuds

Gently insert the earbuds into your ears, ensuring a comfortable and secure fit. Choose the appropriate eartip size for optimal sound quality and noise isolation. A snug fit is essential for effective noise cancellation and bass response.

4.2 Touch Controls

The WeurGhy X12S earbuds feature intuitive touch controls on each earbud. Refer to the diagram below for specific functions:



Image 4.1: Visual guide to the touch control functions on the WeurGhy X12S earbuds, including play/pause, track skipping, volume adjustment, call management, and voice assistant activation.

- **Play/Pause:** Double-tap either earbud.
- **Next Track:** Long press right earbud for 2 seconds.
- **Previous Track:** Long press left earbud for 2 seconds.
- **Answer/End Call:** Double-tap either earbud.
- **Reject Call:** Long press either earbud for 2 seconds.
- **Volume Up:** Single tap right earbud.
- **Volume Down:** Single tap left earbud.

- **Activate Voice Assistant:** Triple-tap either earbud.

4.3 Sound Quality and Noise Cancellation

The X12S earbuds deliver Hi-Fi stereo sound with deep bass, powered by 13mm dynamic drivers. They feature 4 ENC (Environmental Noise Cancellation) microphones to reduce background noise during calls, ensuring clear communication.

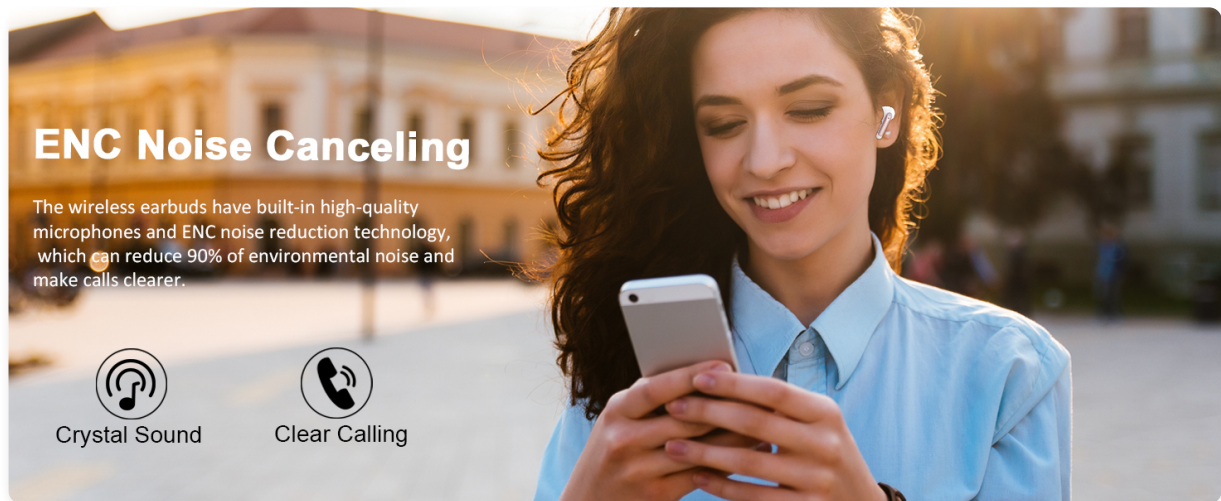


Image 4.2: An illustration highlighting the ENC Noise Canceling technology for clear calls and crystal sound.

5. MAINTENANCE

5.1 Cleaning

Regularly clean your earbuds and charging case to maintain optimal performance and hygiene. Use a soft, dry, lint-free cloth. For the eartips, remove them and clean with a mild soap solution, then rinse and dry thoroughly before reattaching. Do not use harsh chemicals or abrasive materials.

5.2 Water Resistance

The WeurGhy X12S earbuds are IP7 waterproof, offering protection against sweat and rain. This makes them suitable for workouts and outdoor activities. However, they are not designed for swimming or submersion in water. Ensure the charging port is dry before charging.




Image 5.1: An illustration showing the IP7 waterproof rating of the earbuds, indicating protection against sweat and rain.

5.3 Storage

When not in use, store the earbuds in their charging case to protect them from dust, damage, and to keep them charged. Store in a cool, dry place away from extreme temperatures.

6. TROUBLESHOOTING

If you encounter any issues with your WeurGhy X12S Wireless Earbuds, please refer to the following common solutions:

Problem	Possible Solution
Earbuds not pairing	<ul style="list-style-type: none">• Ensure earbuds are charged.• Turn off and on your device's Bluetooth.• Forget "X12S" from your device's Bluetooth list and re-pair.• Place earbuds back in the case, close, then open again to re-enter pairing mode.
No sound or low volume	<ul style="list-style-type: none">• Check device volume and earbud volume.• Ensure earbuds are properly seated in your ears.• Clean any debris from the earbud speakers.• Re-pair the earbuds with your device.
Earbuds not charging	<ul style="list-style-type: none">• Ensure the charging cable is securely connected.• Try a different USB-C cable or power adapter.• Clean the charging contacts on both the earbuds and the case.
One earbud not working	<ul style="list-style-type: none">• Place both earbuds back in the charging case, close the lid, then open it again.• Ensure both earbuds are charged.• Re-pair the earbuds with your device.

If the issue persists after trying these steps, please contact customer support.

7. SPECIFICATIONS

Feature	Specification
Model Name	X12S
Bluetooth Version	5.3
Bluetooth Range	Up to 15 meters (49 feet)
Battery Life (Earbuds)	Up to 8 hours per charge
Total Playtime (with Case)	Up to 56 hours
Charging Time (Earbuds & Case)	Approx. 1.5 hours
Water Resistance Rating	IP7

Feature	Specification
Noise Control	ENC (Environmental Noise Cancellation) for calls
Control Method	Touch
Audio Driver Type	Dynamic Driver (13mm)
Charging Interface	USB Type-C
Earbud Weight	Approx. 30 grams (total for both)
Compatible Devices	iOS, Android, and other Bluetooth-enabled devices

8. WARRANTY AND SUPPORT

8.1 Warranty Information

The WeurGhy X12S Wireless Earbuds come with a **2-year warranty** from the date of purchase, covering manufacturing defects. This warranty does not cover damage caused by misuse, accidents, unauthorized modifications, or normal wear and tear. Please retain your proof of purchase for warranty claims.

8.2 Customer Support

For any questions, technical assistance, or warranty claims, please contact our customer service. We offer a **24-hour customer service response** to assist you.

You can typically find contact information on the product packaging, our official website, or through the retailer where you purchased the product.