



[Manuals.plus](#) /

› [electrosmart](#) /

› electrosmart Android 14 Car Stereo User Manual for Lexus ES350 (2006-2011)

electrosmart B0FB91MX6

electrosmart Android 14 Car Stereo User Manual

FOR LEXUS ES350 (2006-2011)

Model: B0FB91MX6

1. Introduction

This manual provides detailed instructions for the installation, operation, and maintenance of your new electrosmart Android 14 Car Stereo. Please read this manual thoroughly before using the product to ensure proper functionality and safety. This unit is designed to replace the factory radio in Lexus ES350 models from 2006 to 2011.

2. Compatibility

This Car In-dash GPS Navigation Head Unit is compatible with Lexus ES350 models manufactured between 2006 and 2011. It is suitable for original car LOW version installations. **Important Note:** This unit cannot be installed in original car HIGH version models that come with a setup button or peach wood trim. It also does not support the original car's rear view camera. Please verify your car model, year, and dashboard configuration before installation.

Important: please confirm the model before purchasing!



Image: Visual guide for checking car stereo compatibility with Lexus ES350 models (low vs. high version).

3. Package Contents

Verify that all items listed below are included in your package:

- Android 14 Car Stereo Unit
- Power Cable
- RCA Cable
- 2 USB Cables
- GPS Antenna
- Reversing Input Cable
- OBD Cable
- Backup Camera
- Microphone
- User Manual






Image: All components included in the product package, including the main unit, cables, and accessories.

4. Setup & Installation

Professional installation is recommended for this car stereo unit. Ensure the vehicle's power is disconnected before beginning installation. Refer to the included wiring diagrams for correct connections. Connect the power cable, RCA cables, USB cables, GPS antenna, reversing input, OBD cable, and microphone to their respective ports on the stereo unit and the vehicle's wiring harness. Install the backup camera as per its separate instructions.

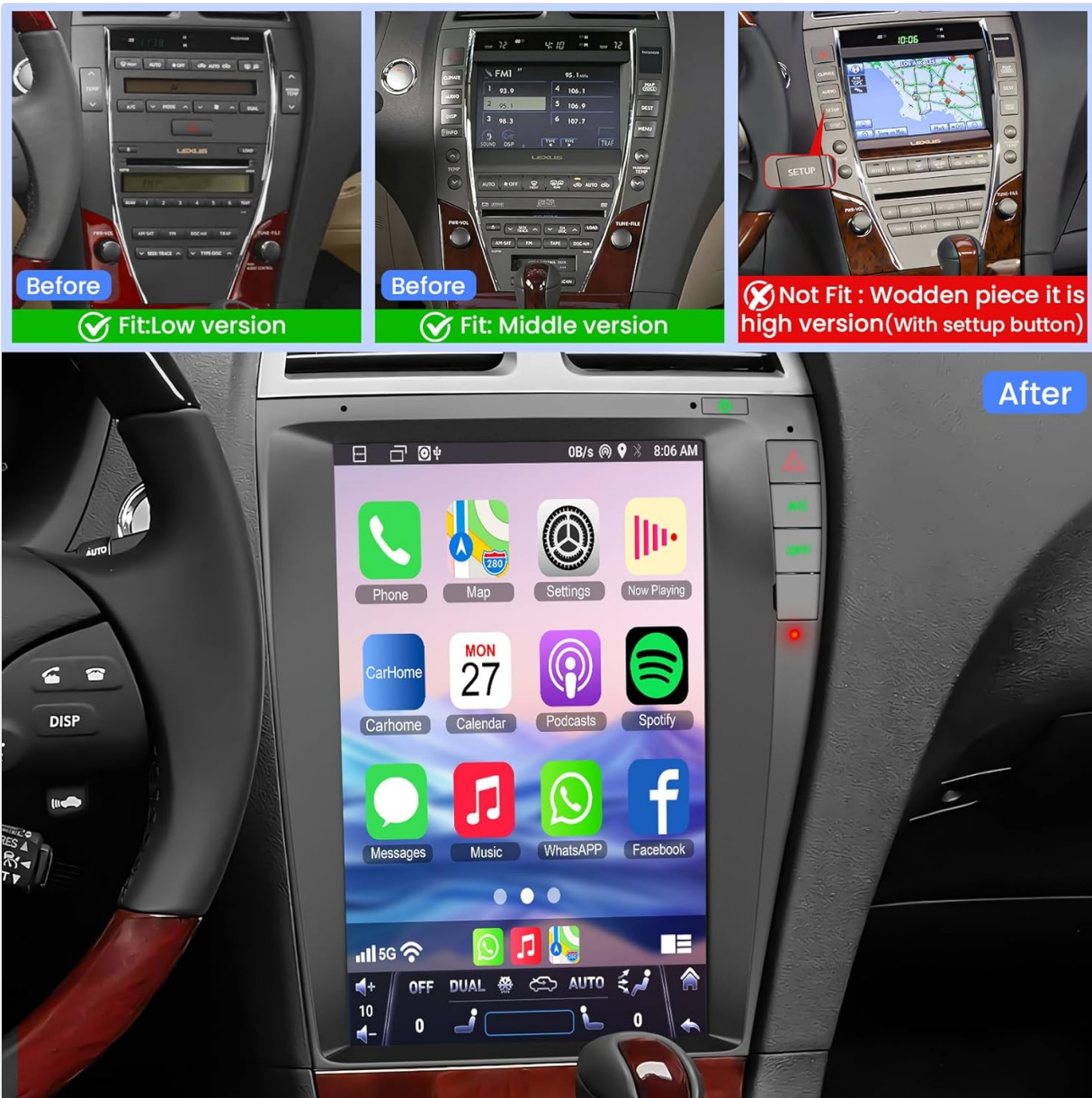


Image: The electrosmart Android 14 Car Stereo installed in a Lexus ES350 dashboard, showing the large QLED touch screen.

5. Operating Instructions

5.1 Wireless/Wired CarPlay & Android Auto

The car player is compatible with both iOS CarPlay and Android Auto. Connect your smartphone to the unit wirelessly or via USB to seamlessly access phone functions such as calls, contacts, emails, notifications, map navigation, music, and videos directly on the large screen. This feature enhances driving safety by minimizing phone distractions.

Support Wireless/wired Carplay & Android Auto

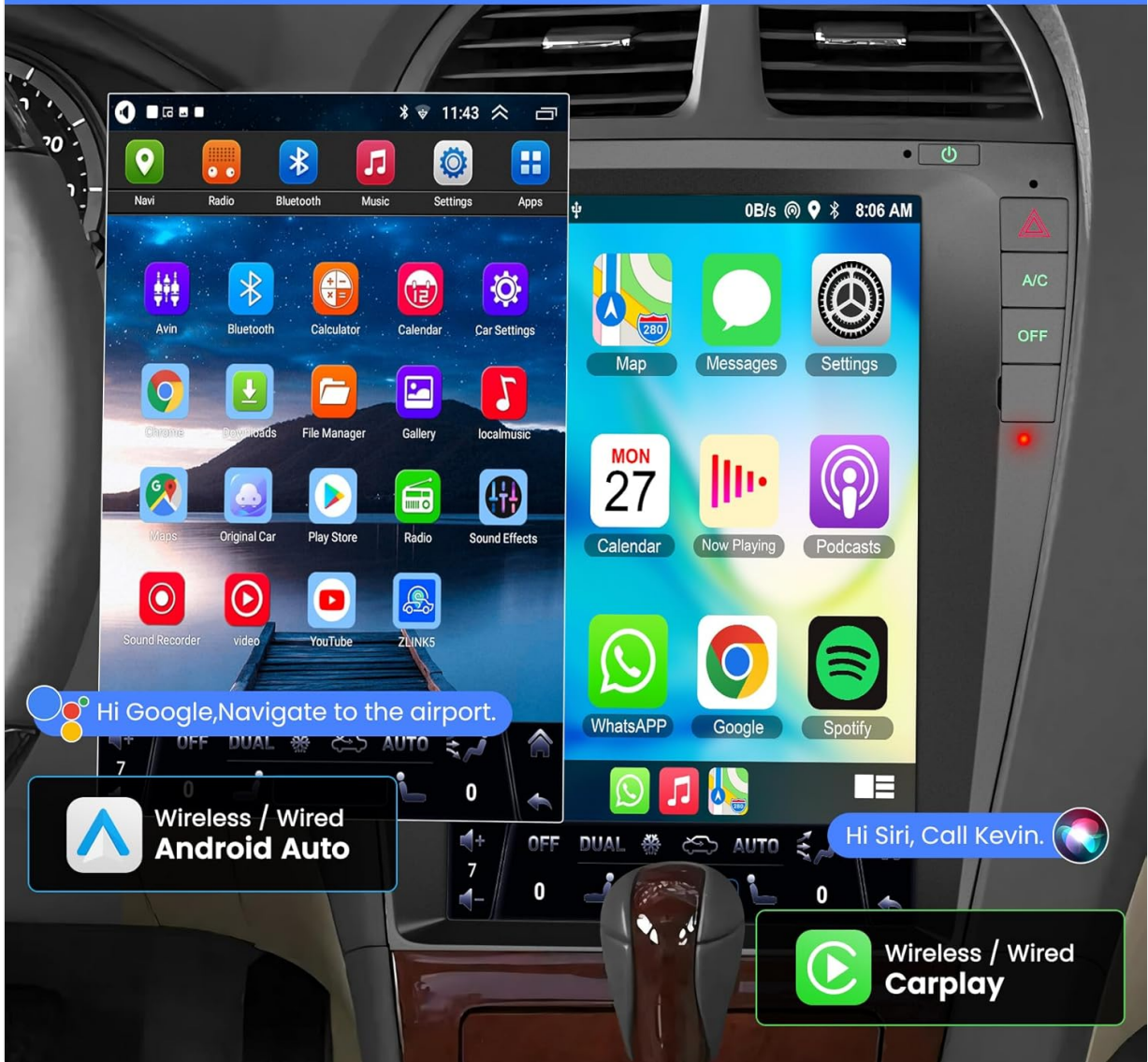


Image: The car stereo display showing the Wireless CarPlay and Android Auto interfaces, demonstrating phone integration.




Image: A user interacting with the Wireless CarPlay feature on the car stereo, showing app icons and voice assistant prompts.

5.2 GPS Navigation & Wi-Fi

The unit supports both online and offline GPS navigation. Use online maps for real-time traffic and road conditions, or download offline maps for areas without internet access. Connect to a Wi-Fi hotspot to access online services, stream music from apps like Spotify, and watch videos on YouTube.

GPS Navigation

Our stereo comes with build-in GPS navigation module and supports online and offline navigation.



WiFi Connection

By connecting WiFi, you can install apps you need, watch online videos and more.



Image: The car stereo displaying GPS navigation and various apps accessible via Wi-Fi connection.



Image: Icon representing GPS Navigation functionality.



Image: Icon representing Wi-Fi connectivity support.

5.3 QLED Touch Screen & Split Screen Function

The 12.8-inch QLED touch screen features a 1280*800 high resolution, supporting 1080P video playback. The IPS display provides vibrant colors and wide viewing angles. Utilize the split-screen function to run two applications simultaneously, such as navigation and music, for a more convenient driving experience.



Image: Details about the 1280P HD Touch Screen, highlighting 178-degree perspectives, 100% sRGB, and HD IPS technology.

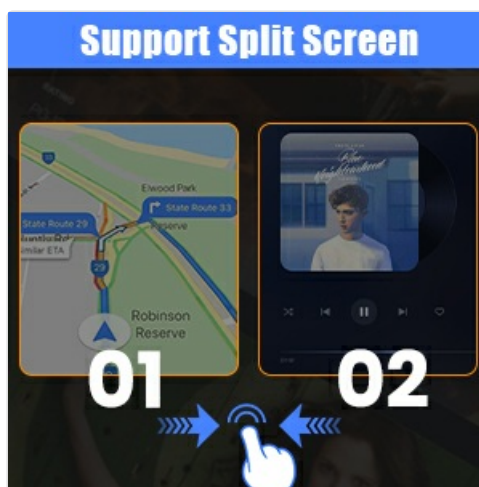


Image: Illustration of the split-screen function, showing two applications running side-by-side.

5.4 Backup Camera & Steering Wheel Control

The included full HD night vision backup camera offers a 170-degree wide viewing angle and IP68 waterproof standard. When reverse gear is engaged, the touchscreen automatically displays the high-quality reverse image. The device supports learning from your original steering wheel buttons, allowing for convenient hands-free remote control of various functions.

Backup Camera

The night images are still bright and clear, making reversing safer.



Waterproof

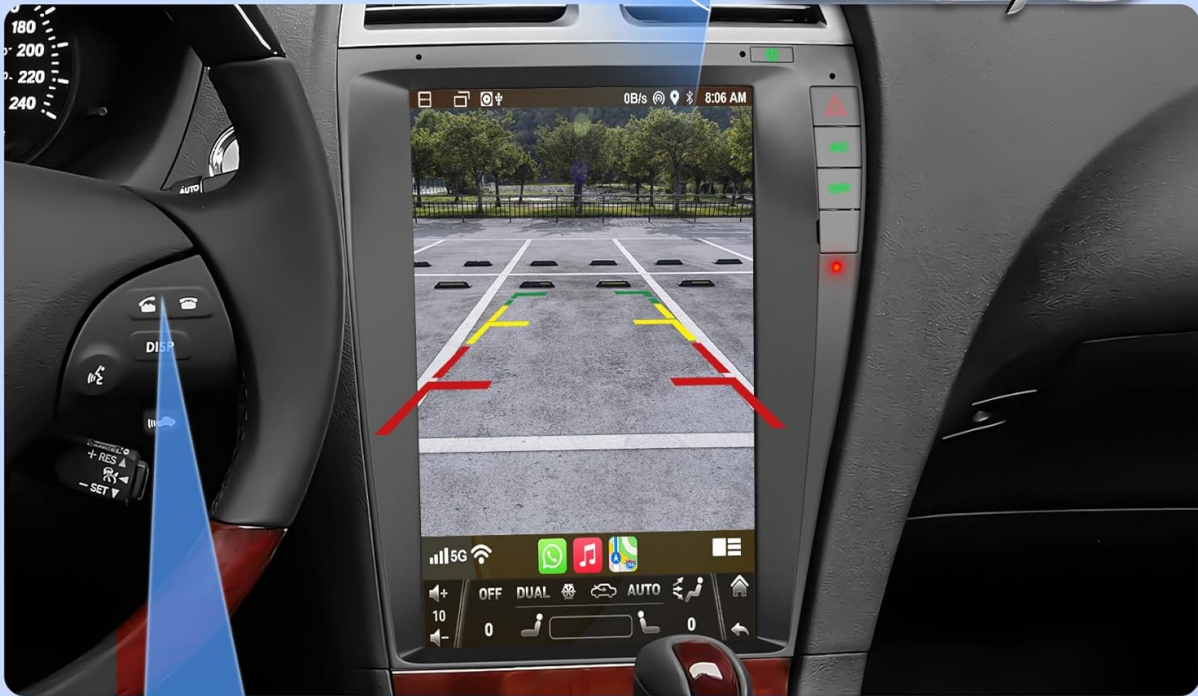


Night vision



170° Wide view

170°



Steering Wheel Control

Through it you can control the functions you need by steering wheel, more convenient!



Image: The car stereo displaying the backup camera feed and an overlay showing steering wheel control functions.



Image: Icon indicating support for a backup camera.



Image: Icon representing Steering Wheel Control (SWC) functionality.

5.5 Bluetooth & FM/RDS Radio

The unit features Bluetooth 5.2 for hands-free calling, phonebook access, and Bluetooth music streaming. The integrated FM/RDS radio allows you to listen to broadcasting, weather updates, and real-time traffic conditions.

Bluetooth 5.2 Connection

Bluetooth 5.2 Connection supports hands-free calling, phonebook download and music playback.

Call Phonebook Bluetooth Music

Hey, siri .Call Kevin

Okay, I get it.

FM Radio

87.5 MHz

FM Radio allows you to enjoy broadcasting, weather, and real-time traffic conditions at any time.

Image: The car stereo displaying the Bluetooth and FM Radio interfaces, showing call functions and radio tuning.



Image: Icon representing Bluetooth 5.2 connectivity.



Image: Icon representing FM/RDS Radio functionality.

5.6 General Functions

The unit runs on the latest Android 14 operating system with a powerful 8-core processor, 2GB RAM, and 32GB ROM for fast boot-up and smooth operation. It includes EQ settings with DSP for improved sound quality, USB connectivity, multi-format music and 1080p video player, Wi-Fi, app download capabilities, video and audio output, AUX audio and video input, and external microphone support.



Image: Icon representing Mirrorlink functionality, allowing screen mirroring from a smartphone.

6. Specifications

Feature	Detail
Operating System	Android 14
CPU	Octa-core processor
RAM	2GB
ROM	32GB
Display Size	12.8 Inches
Display Type	QLED Touch Screen, IPS
Resolution	1280*800
Bluetooth	Bluetooth 5.2
Connectivity	Wi-Fi, USB
Special Features	Android Auto, Apple CarPlay, GPS Navigation, FM/RDS Radio, EQ Settings (DSP), Backup Camera, Steering Wheel Control, Split Screen, Mirrorlink
Included Components	Backup camera (additional cables and accessories listed in Package Contents)
Item Weight	6.2 pounds
Package Dimensions	15.09 x 13.23 x 5.75 inches

7. Maintenance

To ensure the longevity and optimal performance of your car stereo, follow these maintenance guidelines:

- Keep the screen clean using a soft, lint-free cloth. Avoid abrasive cleaners.
- Ensure all cables are securely connected.
- Regularly update the system software to benefit from the latest features and security patches.
- Avoid exposing the unit to extreme temperatures or direct sunlight for prolonged periods.

8. Troubleshooting

If you encounter any issues with your electrosmart Android 14 Car Stereo, please refer to the following basic troubleshooting steps:

- **No Power:** Check all power connections and ensure the vehicle's ignition is on.
- **No Sound:** Verify speaker connections, volume settings, and audio source selection.
- **GPS Not Working:** Ensure the GPS antenna is properly installed and has a clear view of the sky. Check GPS settings in the unit.
- **Bluetooth Connection Issues:** Ensure Bluetooth is enabled on both the stereo and your device. Try unpairing and re-pairing the devices.
- **Touch Screen Unresponsive:** Restart the unit. If the issue persists, a factory reset might be

necessary (note: this will erase all user data).

- **Backup Camera Not Displaying:** Check the reversing input cable connection and ensure the camera is powered correctly.

For more complex issues, please contact customer support.

9. Warranty & Support

Your electrosmart Android 14 Car Stereo comes with a **1-Year Warranty** from the date of purchase. This warranty covers manufacturing defects and malfunctions under normal use.

For technical support, warranty claims, or any questions regarding your product, please contact the seller or refer to the official electrosmart website for further assistance.

10. Product Videos

Watch the official product video for a visual guide on the car stereo's features and operation.

Your browser does not support the video tag.

Video: Demonstration of the car radio for Lexus ES350 Radio Upgrade, showcasing various features and user interface interactions.