

Manuals+

[Q & A](#) | [Deep Search](#) | [Upload](#)

[manuals.plus](#) /

- › [SodaStream](#) /
- › [SodaStream E-Duo Sparkling Water Maker Instruction Manual](#)

SodaStream E-Duo

SodaStream E-Duo Sparkling Water Maker Instruction Manual

Model: E-Duo | Brand: SodaStream

INTRODUCTION

The SodaStream E-Duo Sparkling Water Maker transforms ordinary tap water into sparkling water with ease. This manual provides essential instructions for safe and efficient operation, maintenance, and troubleshooting.

WHAT'S INCLUDED

Your SodaStream E-Duo package includes the following components:

- (1) SodaStream E-Duo Sparkling Water Maker (Black)
- (1) 60L CO2 Cylinder
- (1) 1L BPA-Free Carbonating Bottle (Dishwasher Safe)
- (1) 1L Glass Bottle



Image: The complete SodaStream E-Duo package, showing the main unit, CO2 cylinder, and both types of carbonating bottles.

SETUP

1. CO2 Cylinder Installation

1. Remove the back cover of the SodaStream E-Duo unit.
2. Insert the 60L CO2 cylinder into the designated compartment. The Quick Connect system allows for easy, tool-free installation.
3. Ensure the cylinder is securely in place.

4. Replace the back cover.

Your browser does not support the video tag.

Video: Official SodaStream USA guide on how to use your E-Duo Sparkling Water Maker, including CO2 cylinder installation.



Image: A side view of the SodaStream E-Duo, illustrating the placement of the CO2 cylinder within the unit.

2. Bottle Preparation

- Fill the carbonating bottle (either BPA-free plastic or glass) with cold tap water up to the fill line indicated on the bottle.
- Do not add any flavorings or other liquids before carbonation.



Image: A SodaStream E-Duo unit with a carbonating bottle being placed into its holder, ready for carbonation.

OPERATING INSTRUCTIONS

1. Carbonation Process

1. Place the filled carbonating bottle into the E-Duo unit. The bottle will tilt into the carbonating chamber.
2. Push the carbonating head down until it locks into place around the bottle.
3. Press the carbonating button located on the top of the machine. The E-Duo features three-level automatic carbonation. Press once for light fizz, twice for medium fizz, or three times for strong fizz.
4. Release the carbonating head by pulling it forward and then up.
5. Carefully remove the carbonated bottle.

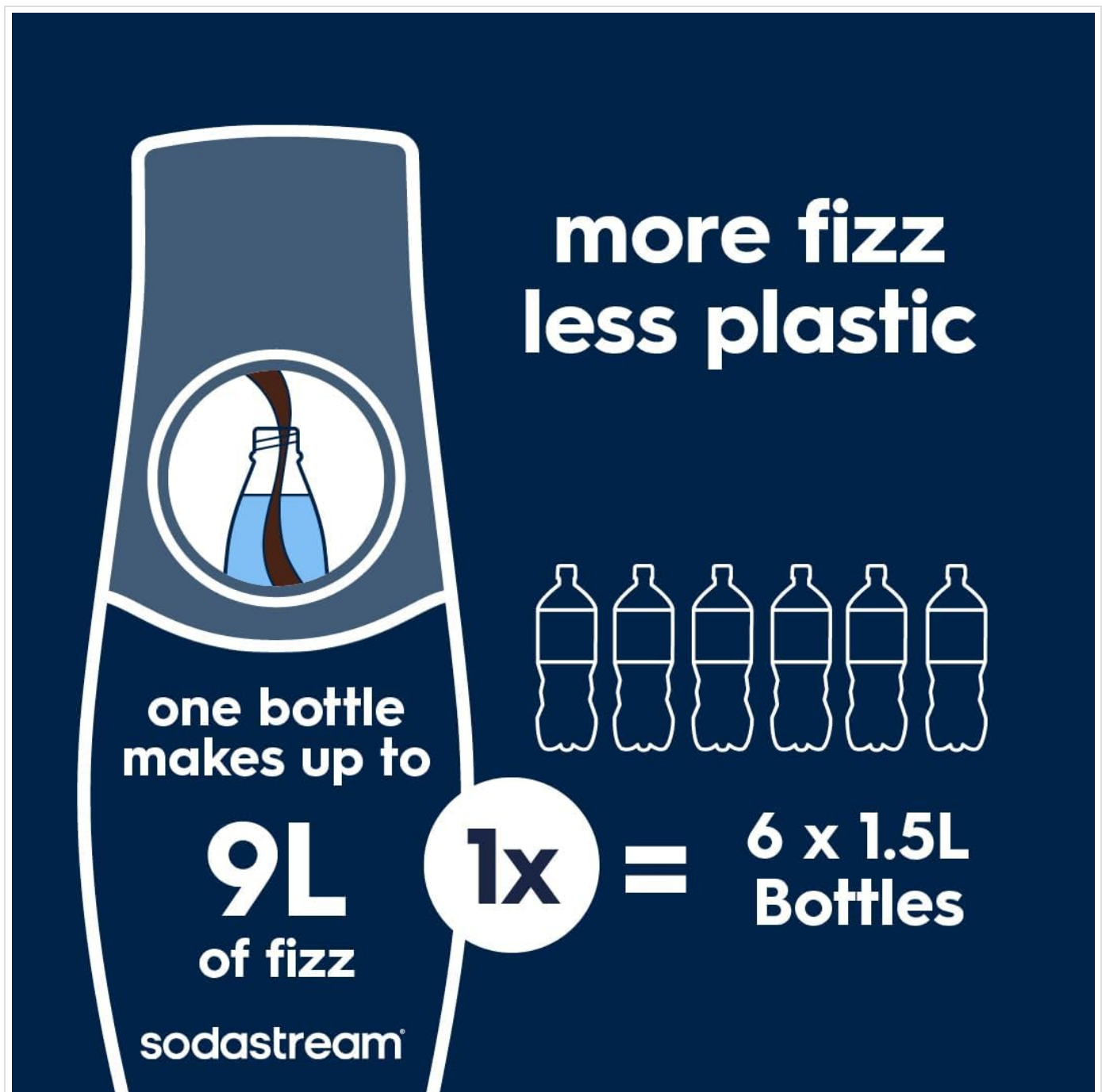


Image: A close-up of the SodaStream E-Duo's control panel, highlighting the three carbonation level buttons.

2. Adding Flavorings

- After carbonation, add your preferred SodaStream flavorings or other syrups to the sparkling water.
- Gently tilt the bottle to mix the flavoring. Do not shake vigorously.
- Serve and enjoy.



Image: A visual representation of flavored sparkling water, suggesting the addition of syrups or fresh fruit after carbonation.

MAINTENANCE

1. Cleaning

- The BPA-free carbonating bottle is dishwasher safe.
- The glass bottle should be hand-washed with mild soap and water.
- Wipe the exterior of the SodaStream E-Duo unit with a damp cloth. Do not immerse the unit in water.

2. CO2 Cylinder Replacement

- When the CO2 cylinder is empty, the carbonation process will become less effective.
- To replace, remove the back cover and gently pull the empty cylinder out.
- Insert a new SodaStream Quick Connect CO2 cylinder as described in the Setup section.

...not the machine for you?

explore the range



sodastream
ART[®]
fizz with
retro lever



sodastream
E-TERRA[®]
one touch
auto-fizz



sodastream
ENSO[®]
premium
stainless
steel

Image: A detailed view of the Quick Connect system, illustrating the ease of CO2 cylinder insertion and removal.

TROUBLESHOOTING

If you encounter issues with your SodaStream E-Duo, consider the following common solutions:

- **Weak Carbonation:** Ensure the CO2 cylinder is not empty and is securely installed. Make sure the water is cold, as cold water carbonates more effectively.
- **Water Leaking:** Verify that the carbonating bottle is filled only to the indicated fill line and is securely attached to the carbonating head before pressing the button.
- **No Fizz:** Check if the CO2 cylinder is empty or improperly connected. Ensure the carbonating head is fully engaged with the bottle.

SPECIFICATIONS




Feature	Detail
---------	--------

Model Name	E-Duo Sparkling Water Maker
Brand	SodaStream
Color	Black
Capacity	60 Liters (per CO2 cylinder)
Power Source	CO2 Cylinder (Hand-powered operation)
Operation Mode	Manual
Product Dimensions	18.31 x 15.7 x 15.43 inches
Item Weight	13.5 pounds
Material	Plastic
Model Number	1016912010
UPC	810055452699

WARRANTY AND SUPPORT

For warranty information, product registration, or further support, please refer to the official SodaStream website or contact their customer service directly. Keep your purchase receipt for warranty claims.
Official SodaStream USA Website: [Visit Store](#)


Related Documents - E-Duo

	<p>SodaStream E-DUO Automatic Sparkling Water Maker User Manual and Guide</p> <p>Comprehensive user manual for the SodaStream E-DUO Automatic Sparkling Water Maker. Learn setup, operation, safety, and maintenance for a perfect sparkling water experience at home.</p>
	<p>SodaStream DUO User Manual: Sparkling Water Maker Instructions</p> <p>Comprehensive user manual for the SodaStream DUO sparkling water maker. Learn how to set up, use, clean, and troubleshoot your SodaStream DUO for fresh sparkling water at home.</p>
	<p>SodaStream DUO Sparkling Water Maker User Manual and Guide</p> <p>Comprehensive guide to setting up, using, cleaning, and maintaining your SodaStream DUO Sparkling Water Maker. Includes safety information and warranty details.</p>



[SodaStream DUO Sparkling Water Maker User Manual and Guide](#)

Comprehensive guide to setting up, using, cleaning, and maintaining your SodaStream DUO Sparkling Water Maker. Includes safety information, warranty details, and contact information for support.



[SodaStream DUO: Twee Manieren om te Sprankelen - Uw Gids voor Thuis Koolzuur](#)

Ontdek de bekroonde SodaStream DUO bruiswatertoestel. Leer hoe u thuis heerlijke koolzuurhoudende dranken maakt met de glazen karaf of herbruikbare fles, en verminder plastic afval. Inclusief installatie-, gebruiks- en onderhoudsgidsen.



[SodaStream DUO Sparkling Water Maker User Guide and Information](#)

Discover the SodaStream DUO Sparkling Water Maker. This guide provides setup instructions, usage tips, maintenance, safety information, and warranty details for creating sparkling water at home.