

Manuals+

[Q & A](#) | [Deep Search](#) | [Upload](#)

manuals.plus /

> [QXQ](#) /

> [QXQ S26 Wireless Earbuds User Manual](#)

QXQ S26

QXQ S26 Wireless Earbuds User Manual

1. INTRODUCTION

This manual provides detailed instructions for the QXQ S26 Wireless Earbuds. Please read it thoroughly before use to ensure proper operation and maintenance.

2. PACKAGE CONTENTS

- 2 x QXQ S26 Wireless Earbuds (Left and Right)
- 1 x Charging Case
- 1 x Type-C Charging Cable
- 6 x Eartips (S/M/L sizes)
- 1 x User Manual
- 1 x Lanyard



Image: Contents of the QXQ S26 Wireless Earbuds package, showing the earbuds, charging case, user guide, and product box.

3. PRODUCT OVERVIEW

The QXQ S26 Wireless Earbuds feature a lightweight and portable design, equipped with Bluetooth 5.4 for stable connectivity, IPX7 waterproofing, 13.4mm dynamic drivers for enhanced audio, and ENC noise-cancelling microphones for clear calls.



Image: Overview of QXQ S26 Wireless Earbuds highlighting key features such as 40-hour playtime, Bluetooth 5.4, IPX7 water resistance, 13.4mm drivers, portable design, and ENC noise cancellation.

3.1. Earbuds and Charging Case



Image: The QXQ S26 Wireless Earbuds resting in their open charging case, showcasing the digital LED display. The charging case features a digital LED display that shows the battery percentage of the case and individual battery levels for the left and right earbuds.

LED Power Display

Digital display to show the power



Power of Case



Power of Earbuds



Image: Close-up of the LED power display on the charging case, indicating the charge status of the case and both earbuds.

3.2. Sound Quality and Microphones

The earbuds are equipped with 13.4mm dynamic drivers and a double diaphragm design, providing deep bass and HiFi stereo sound. Each earbud includes a built-in microphone with ENC (Environmental Noise Cancellation) technology, designed to reduce up to 90% of ambient noise for clearer calls.

53% More Bass

Double diaphragm drive for deep bass



13.4MM
Dynamic Speaker

Image: Exploded view of the 13.4mm dynamic speaker, illustrating its components for enhanced bass and sound quality.



ENC for HD Voice

Adopt 4 Mics and CVCV8.0 to reduce noise interference during call

90%

Background noise reduced to

Image: Illustration of an earbud's internal structure, emphasizing the ENC microphone system that reduces background noise by 90% for clearer calls.

4. CHARGING

The earbuds offer approximately 7 hours of continuous playback on a single charge. The charging case provides an additional 33 hours of battery life, totaling up to 40 hours of use. The case charges via a USB-C

cable.



Image: Visual representation of the earbud battery life: 7 hours per single charge and 40 hours total with the charging case.



Image: The charging case being charged via a USB-C cable, illustrating its quick charge feature.

5. PAIRING AND CONNECTION

The QXQ S26 earbuds utilize Bluetooth 5.4 technology for a fast and stable connection. They automatically pair when removed from the charging case after the initial setup.

5.1. Initial Pairing

1. Ensure your device's Bluetooth is turned on.
2. Open the charging case. The earbuds will automatically enter pairing mode.
3. On your device, search for "S26" in the Bluetooth settings and select it to connect.
4. Once connected, the earbuds will automatically reconnect to your device when taken out of the case.

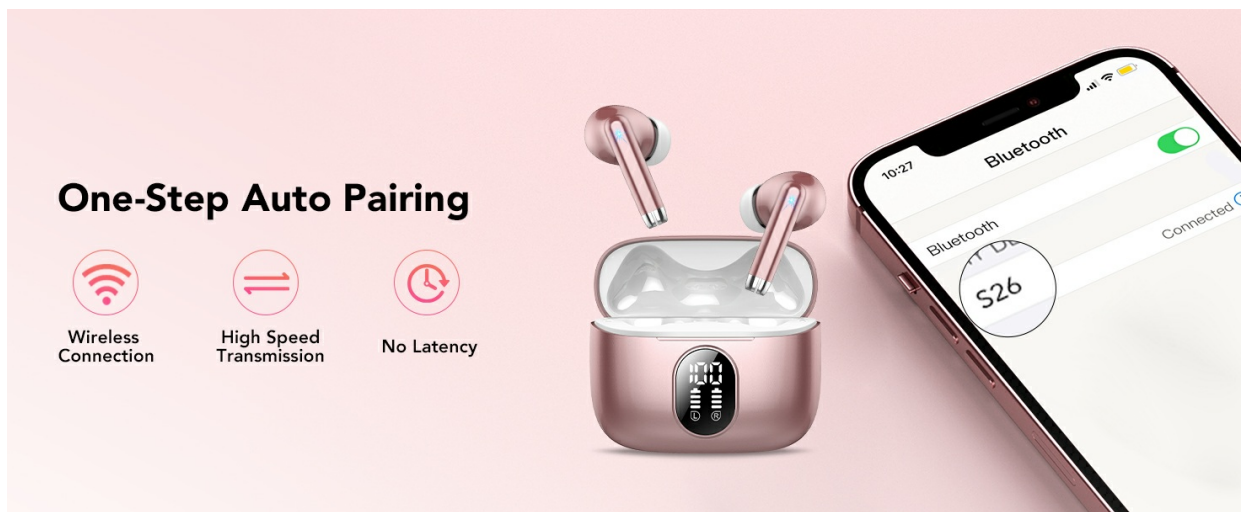


Image: A visual guide to the one-step auto pairing feature, demonstrating how the earbuds connect seamlessly to a smartphone.





Image: Technical diagram showcasing the integrated Bluetooth 5.4 chip, responsible for the earbuds' connectivity.

6. TOUCH CONTROLS

The earbuds feature smart touch controls for various functions:

- **Play/Pause:** Double tap either earbud.
- **Switch Song:** Press and hold either earbud for 2 seconds.
- **Adjust Volume:** Single tap either earbud (specific earbud for +/- may vary, refer to full manual).
- **Answer Call:** Single tap either earbud.
- **End/Reject Call:** Press and hold either earbud for 2 seconds.
- **Activate Voice Assistant (Siri):** Triple tap either earbud.

Smart Touch Control




Play/Pause



Switch Song



Adjust Volume



Answer Call



End / Reject Call



Active Siri

Image: A comprehensive guide to the smart touch controls, detailing gestures for music playback, call management, and voice assistant activation.

7. WEARING THE EARBUDS

The S26 earbuds are designed for comfort and a secure fit. Choose the correct eartip size for optimal sound and noise isolation.

Ergonomic Design



3 Size Silicone
Eartips



Image: A person demonstrating the comfortable fit of the ergonomically designed earbud, with an inset showing the three

available eartip sizes (S, M, L).




Image: Close-up view of the three different sized eartips (Small, Medium, Large) provided with the earbuds, designed for a customizable fit.

Each earbud weighs only 4.2g, ensuring an ultra-light and comfortable experience, suitable for extended wear and physical activities.



Image: The earbuds and charging case being held, illustrating their compact size and lightweight design (4.2g per earbud).

8. WATER RESISTANCE

The QXQ S26 earbuds are rated IPX7 waterproof, making them resistant to sweat and splashes. This makes them suitable for workouts and outdoor activities. Avoid submerging them for extended periods or using them in extreme water conditions.



Image: The earbuds partially submerged in water, visually confirming their IPX7 water resistance for protection against sweat and splashes.

9. TROUBLESHOOTING

If you encounter any issues with your QXQ S26 Wireless Earbuds, please refer to the following common solutions:

- **Earbuds not pairing:** Ensure both earbuds are charged and placed back in the case, then try pairing again. Make sure Bluetooth is enabled on your device.
- **Only one earbud working:** Place both earbuds back into the charging case, close the lid, then open it again and try reconnecting.
- **Poor sound quality:** Check the eartip fit and try different sizes. Ensure the earbuds are clean and free from debris.
- **Charging issues:** Verify the USB-C cable is properly connected to both the case and a power source. Clean the charging contacts on the earbuds and inside the case.

For further assistance, please contact customer support.

10. SPECIFICATIONS

QXQ S26 Wireless Earbuds Specifications

Model Name	S26
Connectivity Technology	Wireless (Bluetooth 5.4)
Bluetooth Range	15 Meters
Audio Driver Size	13.4 Millimeters
Frequency Range	20 Hz - 20,000 Hz
Battery Life (Earbuds)	7 Hours (single charge)
Battery Life (with Case)	40 Hours
Charging Time	2 Hours (for case)
Water Resistance Level	IPX7 (Waterproof)
Control Type	Touch Control
Item Weight (Earbud)	4.2 Grams (each)
Compatible Devices	iOS/Android/PC devices with Bluetooth 5.4



Image: The product box showing detailed technical parameters and specifications of the QXQ S26 earbuds.

11. WARRANTY AND CUSTOMER SUPPORT

QXQ provides comprehensive support for its products.

11.1. Warranty Information

The QXQ S26 Wireless Earbuds come with a 2-year warranty. Additionally, a 365-day warranty service is offered, ensuring a satisfactory solution for any product quality defects, including replacements or full refunds.



Image: A badge confirming the product's 2-year warranty.



Image: An icon representing the 365-day warranty service provided with the product.

11.2. Customer Service

For any questions or issues, QXQ offers 24-hour online customer service. Please do not hesitate to contact the QXQ Customer Service Team directly for assistance.



Image: A graphic highlighting the availability of 24-hour online customer service.

12. SAFETY INFORMATION

Please observe the following safety precautions:

- Keep the product and packaging materials away from children to avoid choking hazards.
- Do not use the product in cribs, beds, carriages, or playpens.
- Avoid exposing the earbuds to extreme temperatures, direct sunlight, or moisture.
- Do not attempt to disassemble or modify the product.

Manufacturer: Dongguan Hui En Electronic Technology Co.	
Manufacturer Address: No. 429, Changdong Road, Changping Town, Dongguan City, Guangdong Province, China	
Manufacturer E-mail: sales24@shunhuidz.com	
Batch Number: S260000000	
Name: eVatmaster Consulting GmbH	
EC REP	Address: Bettinastr.30, Frankfurt am Main, Hesse, Germany
E-mail: contact@evatmaster.com	
Made In China	 <div style="border: 1px solid black; padding: 5px; display: inline-block;"> FR ÉLÉMENTS D'EMBALLAGE À SÉPARER ET À DÉPOSER DANS LE BAC DE TRI  </div>
⚠WARNING: To avoid danger of suffocation, keep this bag away from babies and children. Do not use this bag in cribs, beds, carriages, or play pens. This bag is not a toy.	

Image: A warning label advising to keep plastic bags away from children to prevent suffocation.