

Manuals+

[Q & A](#) | [Deep Search](#) | [Upload](#)

manuals.plus /

- › [LINGXIAO](#) /
- › [LINGXIAO Smart Variable Speed Pool Pump Instruction Manual](#)

LINGXIAO Relaax220-VS

LINGXIAO Smart Variable Speed Pool Pump Instruction Manual

Model: Relaax220-VS

INTRODUCTION

This manual provides essential information for the safe and efficient operation, installation, and maintenance of your LINGXIAO Smart Variable Speed Pool Pump, Model Relaax220-VS. Please read this manual thoroughly before installation and operation.



Image: The LINGXIAO Smart Variable Speed Pool Pump, showcasing its compact design and integration with a mobile application for smart control.

IMPORTANT SAFETY INSTRUCTIONS

When installing and using this electrical equipment, basic safety precautions should always be followed, including the following:

- Read and follow all instructions.
- Disconnect power before servicing.
- Installation must be performed by a qualified professional and comply with all local codes and ordinances.
- Do not operate the pump if it has been damaged in any way.
- Ensure proper grounding and bonding.

SETUP AND INSTALLATION

The LINGXIAO Relaax220-VS pump is designed for easy integration into existing pool systems. It comes with 1.5-inch and 2-inch connectors, eliminating the need for extensive rewiring or piping changes.

Electrical Connection

The pump operates on 115V or 208-230V/60Hz. Ensure the power supply matches the pump's requirements. All electrical wiring must be performed by a licensed electrician in accordance with national and local electrical codes.

Plumbing Connection

Connect the pump to your pool's plumbing system using the provided 1.5-inch or 2-inch connectors. Ensure all connections are watertight to prevent leaks.



Image: An example of the pool pump installed within a typical pool plumbing setup, demonstrating its compatibility and integration.

Initial Priming

Before starting the pump for the first time, ensure the pump basket is filled with water to facilitate self-priming. This helps prevent dry running and potential damage.

OPERATING INSTRUCTIONS

The LINGXIAO Relaax220-VS features smart control via the Smart Life APP, allowing for flexible operation and energy efficiency.

Smart Life APP Control

Download the Smart Life APP from your device's app store. Follow the in-app instructions to connect your pump. The app allows you to:

- Set work schedules.

- Adjust speed (RPM) and flow (GPM).
- Activate an independent 'Quick Clean' mode.
- Switch between modes quickly.
- Set up to three work schedules based on pool capacity.
- Integrate with popular OEM pool control systems via RS485 signal cable (not included).

CONTROL YOUR POOL PUMP EASY

Mode Switching

Flow Setting

Speed Setting

Schedule Setting

Quick Cleaning

Weather Scenario Mode

The Settings operate according to local weather.

Image: A visual representation of the Smart Life APP interface, highlighting various control options such as mode switching, flow setting, speed setting, schedule setting, quick cleaning, and weather scenario mode.

Energy Efficiency

This pump is Energy Star certified and complies with CEC and DOE energy efficiency regulations. Utilizing the variable speed settings through the app can lead to energy savings of up to 80% compared to traditional single-speed pumps.

May Be Eligible for Local Utility Rebates

80 ENERGY SAVING 0%



Image: The LINGXIAO pool pump displaying its Energy Star certification, emphasizing its energy-saving capabilities and compliance with regulatory standards.

MAINTENANCE

Regular maintenance ensures the longevity and optimal performance of your LINGXIAO pool pump.

Pump Basket Cleaning

Periodically inspect and clean the pump basket to remove debris. A clogged basket can reduce pump efficiency and lead to damage.

1. Turn off the pump and disconnect power.
2. Close any necessary valves to prevent water flow.
3. Remove the pump basket lid.
4. Remove and empty the basket.
5. Inspect the O-ring for cracks or wear; replace if necessary.

- 6. Reinstall the basket and lid, ensuring a tight seal.
- 7. Reopen valves and restore power.

Winterization

In colder climates, proper winterization is crucial to prevent freeze damage. Consult a pool professional for specific winterization procedures for your region.

TROUBLESHOOTING

This section provides solutions to common issues you might encounter with your pool pump.

| Problem | Possible Cause | Solution |
|---------------------------|--|--|
| Pump not priming | Low water level, air leak, clogged basket | Ensure adequate water level, check for leaks, clean pump basket. |
| Reduced flow | Clogged basket/filter, restricted plumbing | Clean pump basket and filter, check plumbing for obstructions. |
| Pump making unusual noise | Air in system, worn bearings, cavitation | Bleed air from system, contact technical support for bearing issues. |
| Pump not turning on | No power, tripped breaker, faulty wiring | Check power supply, reset breaker, consult electrician. |

For issues not covered here, please contact LINGXIAO technical support.

PRODUCT SPECIFICATIONS

| Feature | Detail |
|--------------------|---------------------------------------|
| Brand | LINGXIAO |
| Model | Relaax220-VS |
| Horsepower | 2.2 total horsepower |
| Maximum Flow Rate | 8100 GPH (135 Gallons Per Minute) |
| Voltage | 115V or 208-230V/60Hz |
| Connectors | 1.5-inch and 2-inch |
| Material | Acrylonitrile Butadiene Styrene (ABS) |
| Product Dimensions | 22.52"L x 8.66"W x 10.78"H |
| Item Weight | 37.68 Pounds |
| Certifications | Energy Star, CEC, DOE compliant |

WARRANTY AND SUPPORT

LINGXIAO PUMP provides comprehensive support for your Relaax220-VS pool pump.

Warranty Information

The product comes with a **2-Year Full Replacement Protection** and a **2-year online warranty**. This warranty covers manufacturing defects and ensures replacement if issues arise within the warranty period.

ONLINE WARRANTY



2-Year
FULL REPLACEMENT
PROTECTION



24H
SERVICE



RAPID
LOGISTICS



INDUSTRY
TECHNICIAN
SUPPORT






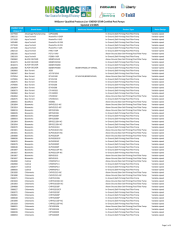
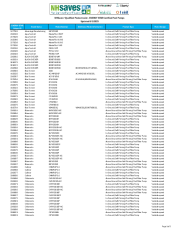
Image: The LINGXIAO CARE shield, symbolizing the brand's commitment to customer support, including a 2-year full replacement protection and 24-hour service.

Technical Support

A 7*24-hour technical team is available to provide quick responses to your questions and technical assistance. You can contact technical support via Amazon email after placing your order for specific needs, such as an RS485 signal cable.



Related Documents - Relaax220-VS

| | |
|--|--|
|  <p>The image shows the cover of the LINGXIAO Variable Speed Pumps Instruction Manual. It features the LINGXIAO logo at the top left, followed by the title 'Variable Speed Pumps Instruction Manual'. Below the title are three images of different pump models: Relaax130-VS, Relaax220-VS, and Relaax390-VS. At the bottom, there is a small text box that reads 'READ CAREFULLY AND FOLLOW THE INSTRUCTIONS. KEEP THIS INSTRUCTION FOR FUTURE REFERENCE.'</p> | <p>LINGXIAO Variable Speed Pumps Instruction Manual - Relaax Series</p> <p>Comprehensive instruction manual for LINGXIAO Relaax series variable speed pool pumps (Relaax130-VS, Relaax220-VS, Relaax390-VS), covering installation, operation, maintenance, safety, troubleshooting, and technical specifications.</p> |
|  <p>The image shows the cover of the LX Variable Speed Pumps Instruction Manual. It features the LX logo at the top left, followed by the title 'Variable Speed Pumps Instruction Manual'. Below the title is an image of the SFP220-VS pump. At the bottom, there is a small text box that reads 'READ CAREFULLY AND FOLLOW THE INSTRUCTIONS. KEEP THIS INSTRUCTION FOR FUTURE REFERENCE.'</p> | <p>LX Variable Speed Pumps Instruction Manual - SFP220-VS</p> <p>Instruction manual for the LX SFP220-VS Variable Speed Pump, covering installation, operation, maintenance, and troubleshooting. Features include Energy Star certification, quiet operation, and smart app control.</p> |
|  <p>The image shows the cover of the LX Variable Speed Pumps Instruction Manual. It features the LX logo at the top left, followed by the title 'Variable Speed Pumps Instruction Manual'. Below the title are three images of different pump models: SHP130-VS, SFP220-VS, and SWP390-VS. At the bottom, there is a small text box that reads 'READ CAREFULLY AND FOLLOW THE INSTRUCTIONS. KEEP THIS INSTRUCTION FOR FUTURE REFERENCE.'</p> | <p>LX Variable Speed Pumps Instruction Manual: SHP130-VS, SFP220-VS, SWP390-VS</p> <p>Comprehensive instruction manual for LX Variable Speed Pumps, including models SHP130-VS, SFP220-VS, and SWP390-VS. Covers installation, operation, maintenance, troubleshooting, safety warnings, and technical specifications.</p> |
|  <p>The image shows a screenshot of the NHSaves website displaying a list of ENERGY STAR certified pool pumps. The list includes columns for brand, model number, product type, and motor design.</p> | <p>ENERGY STAR Certified Pool Pumps List - NHSaves</p> <p>NHSaves provides a comprehensive list of ENERGY STAR certified pool pumps, detailing brand names, model numbers, product types, and motor designs to help consumers choose energy-efficient options.</p> |
|  <p>The image shows a screenshot of the NHSaves website displaying a list of ENERGY STAR certified pool pumps. The list includes columns for brand, model number, product type, and motor design.</p> | <p>ENERGY STAR Certified Pool Pumps - NHSaves</p> <p>This document lists ENERGY STAR certified pool pumps, updated on August 1, 2025, featuring various brands, model numbers, and product types for energy-efficient pool pump selection.</p> |