

EMOS ZGE044L

EMOS NIKA LED Outdoor Wall Light with Motion Sensor

Model: ZGE044L

INTRODUCTION

Thank you for choosing the EMOS NIKA LED Outdoor Wall Light. This manual provides essential information for the safe installation, operation, and maintenance of your new light fixture. Please read these instructions carefully before installation and retain them for future reference.

The EMOS NIKA LED outdoor wall light is designed for exterior use, featuring a durable aluminum construction and an integrated PIR motion sensor. It provides 3000K warm white light with 900 lumens brightness, ensuring efficient and effective illumination for your garden, terrace, or other outdoor areas.

SAFETY INSTRUCTIONS

- Always disconnect the power supply before installation, maintenance, or repair.
- Installation must be performed by a qualified electrician in accordance with local wiring regulations.
- Ensure the mounting surface is suitable to support the weight of the fixture.
- Do not connect the fixture to a dimmer switch unless explicitly stated as compatible.
- This product is designed for outdoor use (IP44 rated). Ensure all connections are properly sealed to maintain water resistance.
- Do not look directly into the LED light source when it is illuminated.
- Keep packaging materials out of reach of children.

PACKAGE CONTENTS

Verify that all components are present before beginning installation:

- EMOS NIKA Outdoor LED Wall Light (Model: ZGE044L)
- Mounting accessories (screws, wall plugs)
- Instruction Manual

PRODUCT OVERVIEW

The EMOS NIKA LED Outdoor Wall Light combines modern design with practical functionality for various outdoor settings. Key features include:

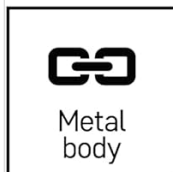
- **Modern Design:** Simple form with a tiltable square plastic diffuser.
- **LED Technology:** Provides 3000K warm white light with 900 lumens brightness from 12.8W LEDs.
- **Integrated PIR Motion Sensor:** Detects movement up to 8 meters with a 110-degree detection angle. Adjustable detection area and illumination duration.
- **Weather-Resistant:** Robust aluminum housing with IP44 water resistance, suitable for temperatures from -20 to +40 °C.
- **Easy Installation:** Designed for surface mounting and direct connection to a 220-240V/50Hz electrical network.

LED-Wandleuchte mit Sensor für Garten

Wasserdichte Konstruktion aus Aluminium sorgt für eine lange Lebensdauer. Eingebauter Bewegungsmelder. Einfacher Anschluss an das Stromnetz sowie Wandmontage.



Für Außenbereich



Gehäuse aus Aluminium



Wasserdicht

230 V~



PIR sensor



NIKA

Image: EMOS NIKA LED Outdoor Wall Light highlighting its 230V power, PIR sensor, outdoor suitability, metal body, and IP44 rating.



Image: Detailed view of the EMOS NIKA LED Outdoor Wall Light showing its plastic diffuser, aluminum housing, PIR sensor, and dimensions (120mm width, 200mm height, 57mm depth).

SETUP AND INSTALLATION

Follow these steps for safe and correct installation:

1. **Preparation:** Ensure the power supply to the installation area is switched off at the main circuit breaker.
2. **Marking:** Hold the mounting bracket against the desired wall location and mark the drilling points.
3. **Drilling:** Drill holes at the marked points and insert the wall plugs.
4. **Mounting Bracket:** Secure the mounting bracket to the wall using the provided screws.
5. **Wiring:** Connect the electrical wires (Live, Neutral, Earth) from your mains supply to the corresponding terminals on the light fixture. Ensure connections are secure and correctly insulated. The fixture operates on 220-240V/50Hz.
6. **Attach Fixture:** Carefully attach the light fixture to the mounting bracket, ensuring it is securely fastened.
7. **Testing:** Restore power at the main circuit breaker and test the light fixture.

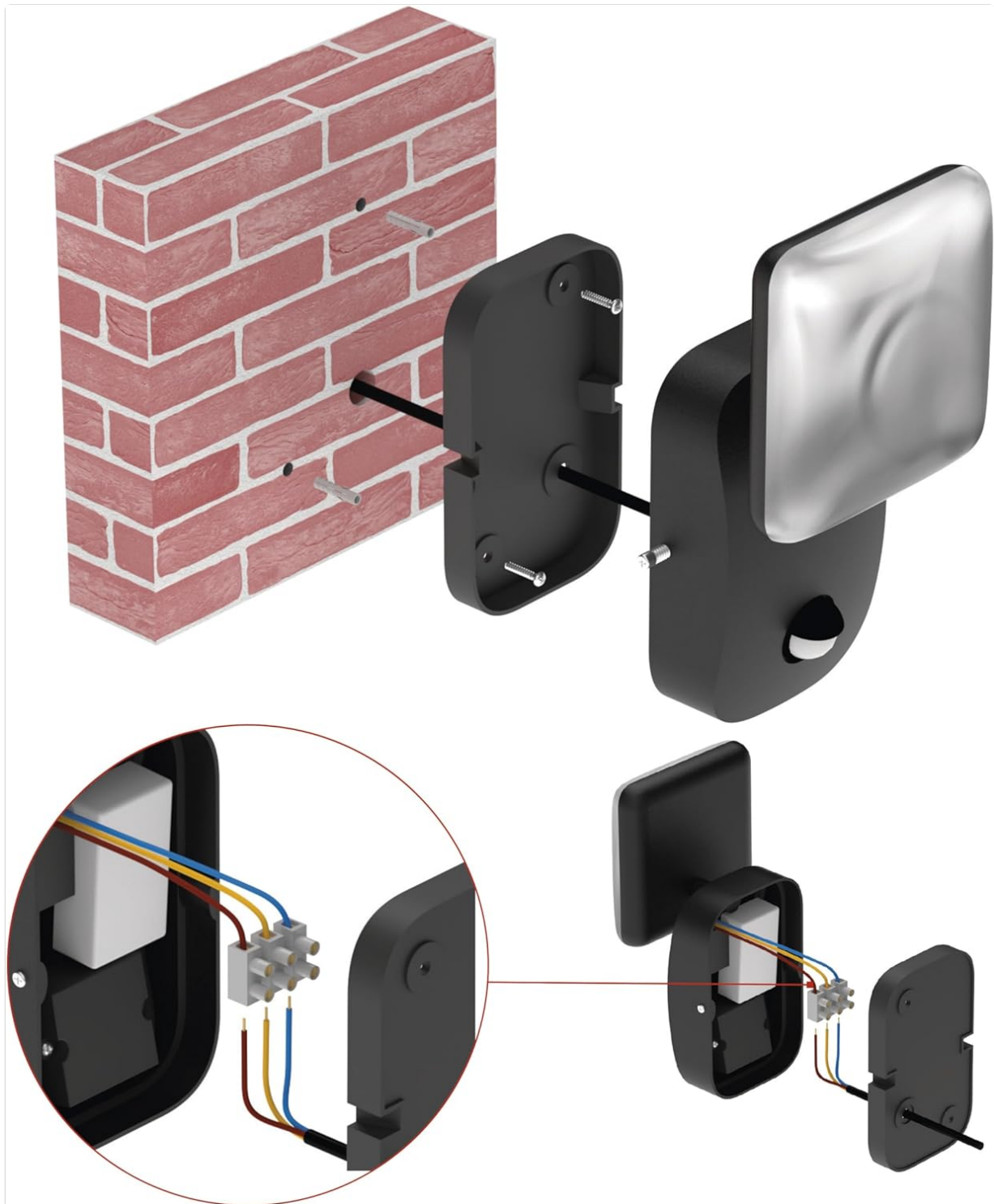


Image: Step-by-step diagram illustrating the installation process, including mounting the bracket to a brick wall and connecting the electrical wires (blue, brown, yellow/green) to the terminal block inside the fixture.

OPERATING INSTRUCTIONS

The EMOS NIKA LED wall light features an integrated PIR motion sensor with adjustable settings:

- **Motion Detection:** The sensor detects movement within a range of up to 8 meters and a 110-degree angle.
- **Adjustable Settings:** The detection area and the duration for which the light remains on after motion detection can be adjusted. Refer to the sensor controls (usually small dials or switches on the sensor itself) to set these parameters according to your needs.
- **Light Activation:** The light will automatically turn on when motion is detected within the set range and

duration, providing warm white illumination (3000K).

Hervorragende Bewegungserkennung

Erfassungswinkel von 110 Grad und Erfassungsentfernung von bis zu 8 Metern mit einstellbarer Zeitverzögerung

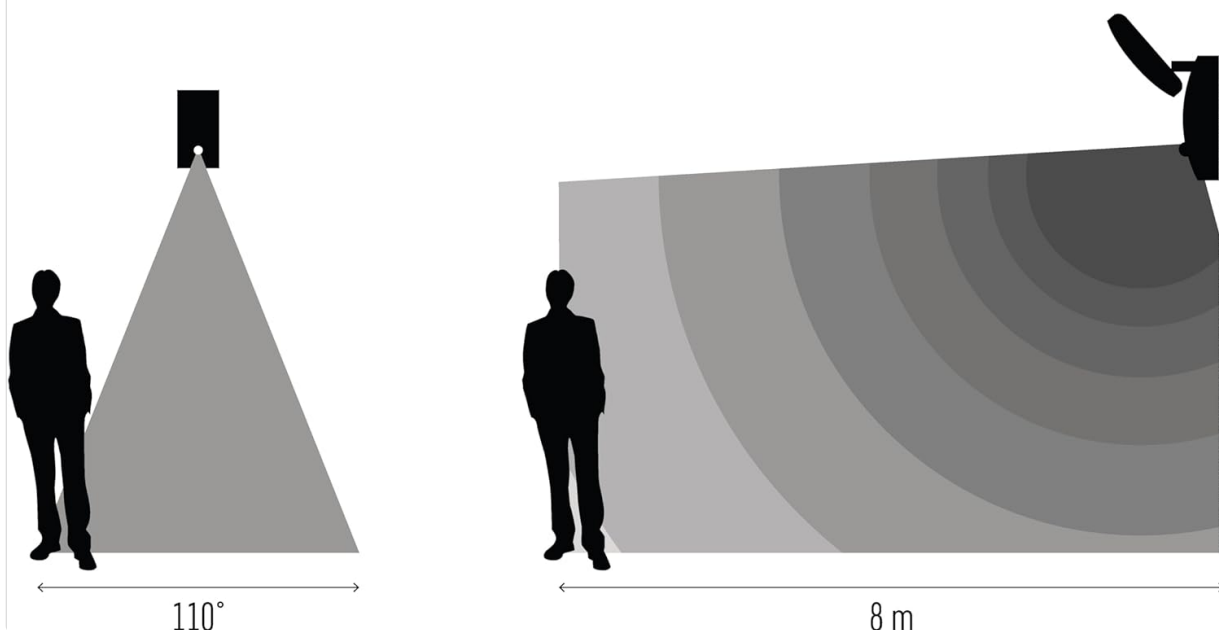


Image: Diagram illustrating the motion detection capabilities of the PIR sensor, showing a 110-degree detection angle and an effective range of up to 8 meters.

Eingebaute Lichtquelle

Mit einem Lichtstrom von 900 Lumen und einem warmweißen Licht von 3.000 Kelvin sorgt die Gartenleuchte für eine angenehme Atmosphäre und ausreichende Sichtbarkeit.



Image: Multiple EMOS NIKA LED Outdoor Wall Lights installed on an exterior wall, illuminating the area with a warm white light of 3000 Kelvin.

MAINTENANCE

To ensure the longevity and optimal performance of your EMOS NIKA LED Outdoor Wall Light:

- **Cleaning:** Clean the fixture regularly with a soft, damp cloth. Do not use abrasive cleaners or solvents, as these can damage the finish or plastic diffuser.
- **Inspection:** Periodically check the mounting screws and electrical connections for tightness and signs of wear or damage.
- **LEDs:** The LED light source is integrated and not user-replaceable. If the LEDs fail, the entire fixture should be replaced.

TROUBLESHOOTING

Problem	Possible Cause	Solution
Light does not turn on.	No power supply; faulty wiring; sensor settings incorrect.	Check circuit breaker. Verify wiring connections. Adjust sensor sensitivity and duration settings.

Problem	Possible Cause	Solution
Light stays on continuously.	Sensor settings incorrect; constant motion in detection area; faulty sensor.	Adjust sensor duration setting. Ensure no objects are constantly moving in the detection zone. If problem persists, sensor may be faulty.
Light flashes or flickers.	Unstable power supply; loose wiring connection.	Check power supply stability. Inspect and tighten all wiring connections.
Motion sensor not detecting.	Sensor blocked; sensitivity too low; incorrect angle.	Clear any obstructions from the sensor's view. Increase sensor sensitivity. Adjust the angle of the sensor.

If you encounter issues not listed here or if the problem persists after attempting the solutions, please contact customer support.

SPECIFICATIONS

Model Number	ZGE044L
Brand	EMOS
Dimensions (L x W x H)	12 x 12 x 20 cm
Weight	650 grams
Color	Black and White
Material	Aluminum
Light Source Type	LED
Wattage	12.8 Watts
Luminous Flux	900 Lumens
Color Temperature	3000K (Warm White)
Voltage	230 Volts (AC)
Power Source	AC (Alternating Current)
Special Features	Motion Detector, Energy Efficient, Waterproof
Waterproof Rating	IP44
Installation Type	Surface Mounting
Outdoor/Indoor Use	Outdoor
Recommended Uses	Garden, terrace, balcony, garage, park, garden paths, home

WARRANTY AND SUPPORT

For warranty information or technical support, please refer to the retailer where the product was purchased

or visit the official EMOS website. Please have your model number (ZGE044L) and purchase details available when contacting support.