

Tajsoon CST013GW

Tajsoon 28.3" Entryway Table Instruction Manual

Model: CST013GW

INTRODUCTION

This manual provides detailed instructions for the assembly, usage, and maintenance of your Tajsoon 28.3" Entryway Table. This 2-tier console table features a modern design with a gold metal frame and white wood panels, offering versatile storage and display options for various spaces in your home.

Key Features:

- Modern design with gold metal frame and white faux marble finish wood panels.
- Compact dimensions (28.3"L x 11.6"W x 30.1"H) suitable for narrow spaces.
- Two-tier storage space for enhanced organization.
- Sturdy construction with heavy-duty metal and an X-shaped frame for stability.
- Equipped with 4 adjustable footpads to ensure stability on uneven surfaces and protect floors.
- Includes an anti-tip device for enhanced safety.

PACKAGE CONTENTS

Before assembly, please ensure all parts are present and undamaged. If any parts are missing or damaged, please contact customer support.

- Assembly Guide
- Installation Tool (Hex Key/Screwdriver)
- Metal Frame Components (Legs, X-shaped supports)

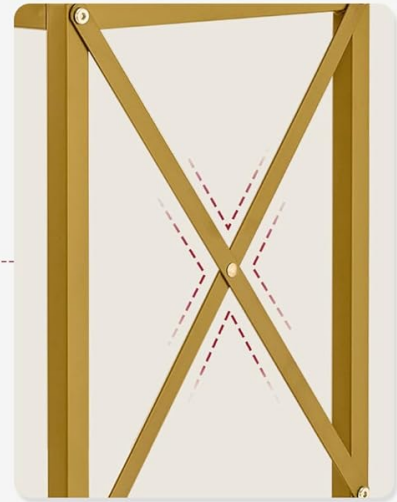
- Wood Panels (Top surface, lower shelf)
- Adjustable Footpads
- Anti-Tip Device
- Screws and Fasteners

SETUP AND ASSEMBLY

Assembly is designed to be quick and easy. Follow the included detailed instructions and diagrams carefully. It is recommended to assemble the table on a soft, clean surface to prevent scratches.

1. **Unpack Components:** Carefully remove all parts from the packaging and lay them out. Verify against the parts list in the assembly guide.
2. **Assemble the Frame:** Attach the metal frame components according to the assembly guide. Ensure all screws are finger-tightened initially. Pay attention to the orientation of the X-shaped supports for proper stability.
3. **Attach Shelves:** Secure the wood panels for the top and lower shelf to the assembled frame using the provided screws.
4. **Install Adjustable Feet:** Screw the adjustable footpads into the bottom of each leg.
5. **Tighten All Screws:** Once all components are in place, fully tighten all screws using the provided installation tool. Do not overtighten.
6. **Install Anti-Tip Device:** For safety, attach the anti-tip device to the table and secure it to a wall, following the specific instructions in the assembly guide.

Enhanced Stable Design



X-shaped frame
enhances stability




Adjustable Feet

Image: Enhanced stable design featuring X-shaped frame and adjustable feet.

Sturdy and Durable

Anti-Tip Device



Durable Thick Tube




Image: Anti-tip device installation and durable thick tube construction.

Your browser does not support the video tag.

Video: Overview of the Tajsoon Small Console Table, highlighting features and assembly.

OPERATING AND USAGE

The Tajsoon Entryway Table is designed for versatile use in various indoor settings. Its slim profile makes it ideal for narrow spaces.

- **Placement:** Suitable for entryways, hallways, living rooms, foyers, corridors, and offices. Can also be used as a sofa table.
- **Storage:** Utilize the two-tier design to store items such as keys, mail, decorative objects, books, or small baskets.
- **Display:** The top surface is suitable for displaying plants, scented candles, photo frames, or other decorative items.
- **Stability:** Adjust the footpads as needed to ensure the table remains level and stable on any floor.

surface.



Image: Example of the entryway table in a home setting, showcasing its usage.

2 Tier Open Shelves

Create more storage space for you



 TAJSOON

 OTHERS

Image: Illustration of the 2-tier open shelves providing additional storage space.

MAINTENANCE

To ensure the longevity and appearance of your entryway table, follow these maintenance guidelines:

- **Cleaning:** Wipe the surfaces with a soft, damp cloth. Avoid using harsh chemicals or abrasive cleaners, which can damage the finish.
- **Spills:** Clean up spills immediately to prevent staining, especially on the faux marble top.
- **Inspection:** Periodically check all screws and fasteners to ensure they remain tight. Retighten if necessary.
- **Environment:** This table is designed for indoor use. Avoid prolonged exposure to direct sunlight, extreme temperatures, or high humidity.

TROUBLESHOOTING

If you encounter any issues with your Tajsoon Entryway Table, refer to the following common solutions:

- **Table is Wobbly:**

- Ensure all screws are securely tightened.
- Adjust the footpads on the bottom of the legs to level the table on uneven floors.
- Verify that the X-shaped frame supports are correctly installed and tightened.

- **Difficulty during Assembly:**

- Review the assembly guide diagrams carefully. Some parts may have specific orientations (e.g., brackets facing up or down).
- Do not fully tighten screws until all major components are loosely assembled, allowing for minor adjustments.

- **Missing Parts:**

- Double-check all packaging materials. If parts are genuinely missing, contact Tajsoon customer support with your model number and a description of the missing parts.

SPECIFICATIONS

Attribute	Detail
Brand	Tajsoon
Model Name	CST013GW
Product Dimensions (D x W x H)	11.6"D x 28.3"W x 30.1"H
Item Weight	11.46 Pounds
Maximum Weight Recommendation	76 Pounds
Frame Material	Metal
Top Material Type	Engineered Wood (Faux Marble Finish)
Color	Gold & White
Shape	Rectangular
Required Assembly	Yes
Recommended Uses	Entryway, Hallway, Living Room, Foyer, Corridor, Office, Sofa Table
Indoor Outdoor Usage	Indoor

• Product Size

Unit: inch

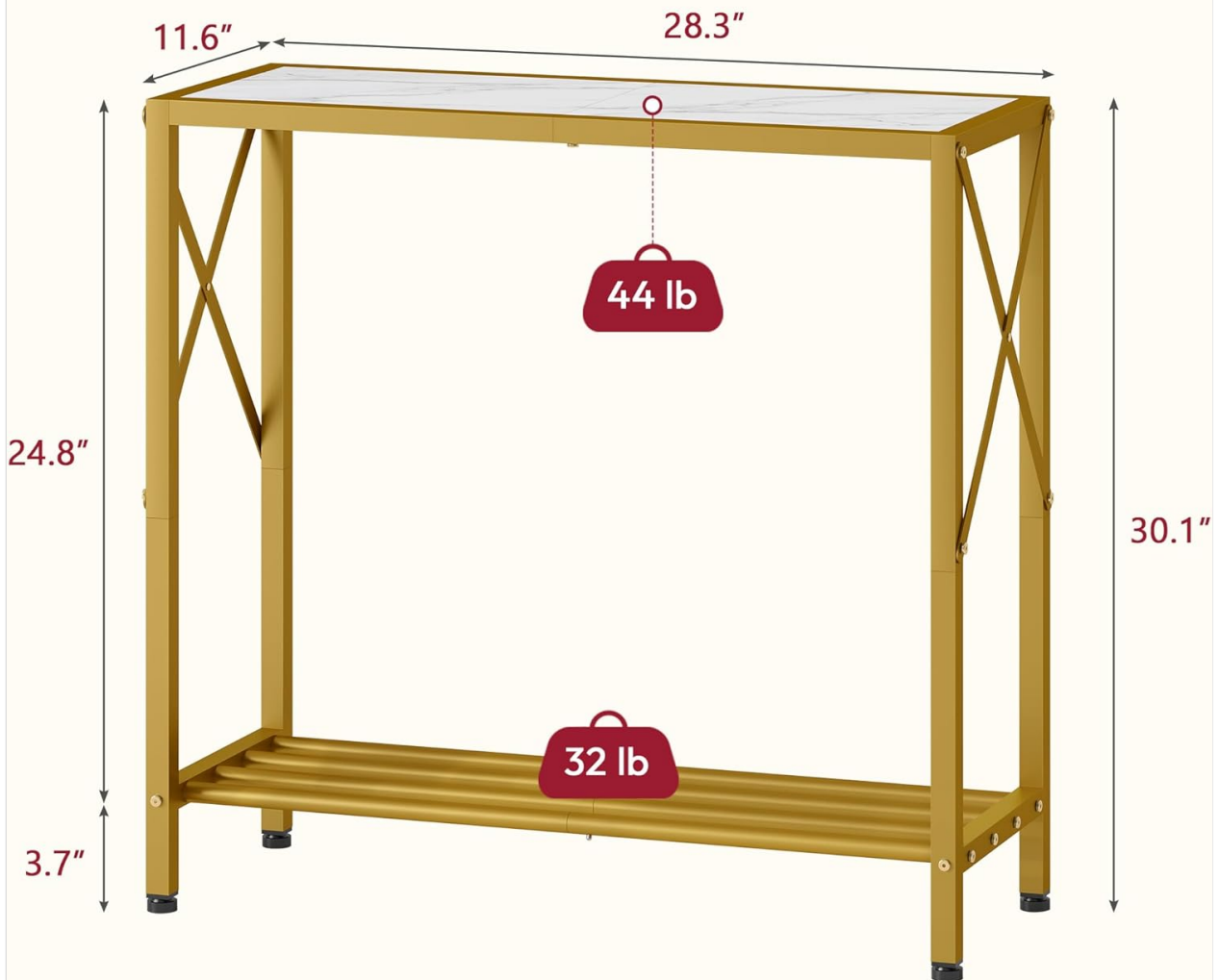


Image: Product dimensions and weight capacities for the Tajsoon Entryway Table.

SAFETY INFORMATION

Your safety is important. Please adhere to the following safety guidelines:

- **Weight Capacity:** Do not exceed the maximum weight recommendations for the top surface (44 lbs) and the lower shelf (32 lbs).
- **Anti-Tip Device:** Always install the provided anti-tip device to prevent accidental tipping, especially in households with children or pets.
- **Stable Placement:** Ensure the table is placed on a flat, stable surface. Use the adjustable footpads to correct any wobbling.
- **Assembly:** Follow all assembly instructions carefully. Incorrect assembly can lead to instability and potential injury.
- **Sharp Objects:** Keep sharp objects away from the table surfaces to prevent scratches or damage.

WARRANTY AND SUPPORT

Tajsoon products are manufactured with quality and customer satisfaction in mind. For warranty information, product support, or to report missing/damaged parts, please contact Tajsoon customer service through the retailer where the product was purchased or visit the official Tajsoon website.

Please retain your purchase receipt for warranty claims.