

Manuals+

[Q & A](#) | [Deep Search](#) | [Upload](#)

manuals.plus /

› **BORGEBY** /

› **BORGEBY Fabric Drawer Dresser (Model ZWZ-FD-R501-Grey) Instruction Manual**

BORGEBY ZWZ-FD-R501

BORGEBY Fabric Drawer Dresser Instruction Manual

Model: ZWZ-FD-R501-Grey

INTRODUCTION

Thank you for choosing the BORGEBY Fabric Drawer Dresser. This manual provides essential information for the safe assembly, operation, and maintenance of your new storage unit. Please read these instructions carefully before beginning assembly and retain them for future reference.

SETUP AND ASSEMBLY


Assembly of your BORGEBY Fabric Drawer Dresser is required. Please ensure all components are present and undamaged before proceeding. A Phillips head screwdriver (not included) may be required for some steps.

Assembly Steps:


- Unpack and Verify:** Carefully unpack all parts and hardware. Compare them against the included parts list to ensure nothing is missing or damaged.
- Assemble the Metal Frame:** Follow the step-by-step diagrams provided in your packaging to connect the steel frame components. Ensure all screws are tightened securely.
- Attach the Wooden Top:** Secure the MDF wood tabletop to the assembled metal frame using the provided hardware.
- Insert Fabric Drawers:** Unfold the fabric drawers and insert the bottom support panels. Place the assembled drawers into the designated slots within the frame.
- Adjust Leveling Feet:** Once assembled, place the dresser in its desired location. Adjust the leveling feet at the bottom of the frame to ensure stability on uneven surfaces.



Figure 1: Illustration of the sturdy metal frame and end-stop design for drawer stability.




Waterproof Wooden Top



Easy-to-Pull Handle



Wear Resistant Fabric



Adjustable Feet

Figure 2: Details of the waterproof wooden top, easy-to-pull handle, wear-resistant fabric, and adjustable feet for stability.

OPERATING INSTRUCTIONS

The BORGEBY Fabric Drawer Dresser is designed for organizing various household items. Follow these guidelines for optimal use:

- **Drawer Usage:** Utilize the easy-pull handles to smoothly open and close the fabric drawers. Avoid forcing drawers if they feel stuck.
- **Weight Capacity:** Each fabric drawer has a maximum weight capacity of 15 lbs (6.8 kg). The wooden tabletop can support up to 80 lbs (36.3 kg). Do not exceed these limits to prevent damage or instability.
- **Storage Versatility:** The drawers are suitable for storing clothes, baby essentials, toys, accessories, and other lightweight household items. The wooden top surface can be used for decor, lamps, or personal items.

PRODUCT SIZE

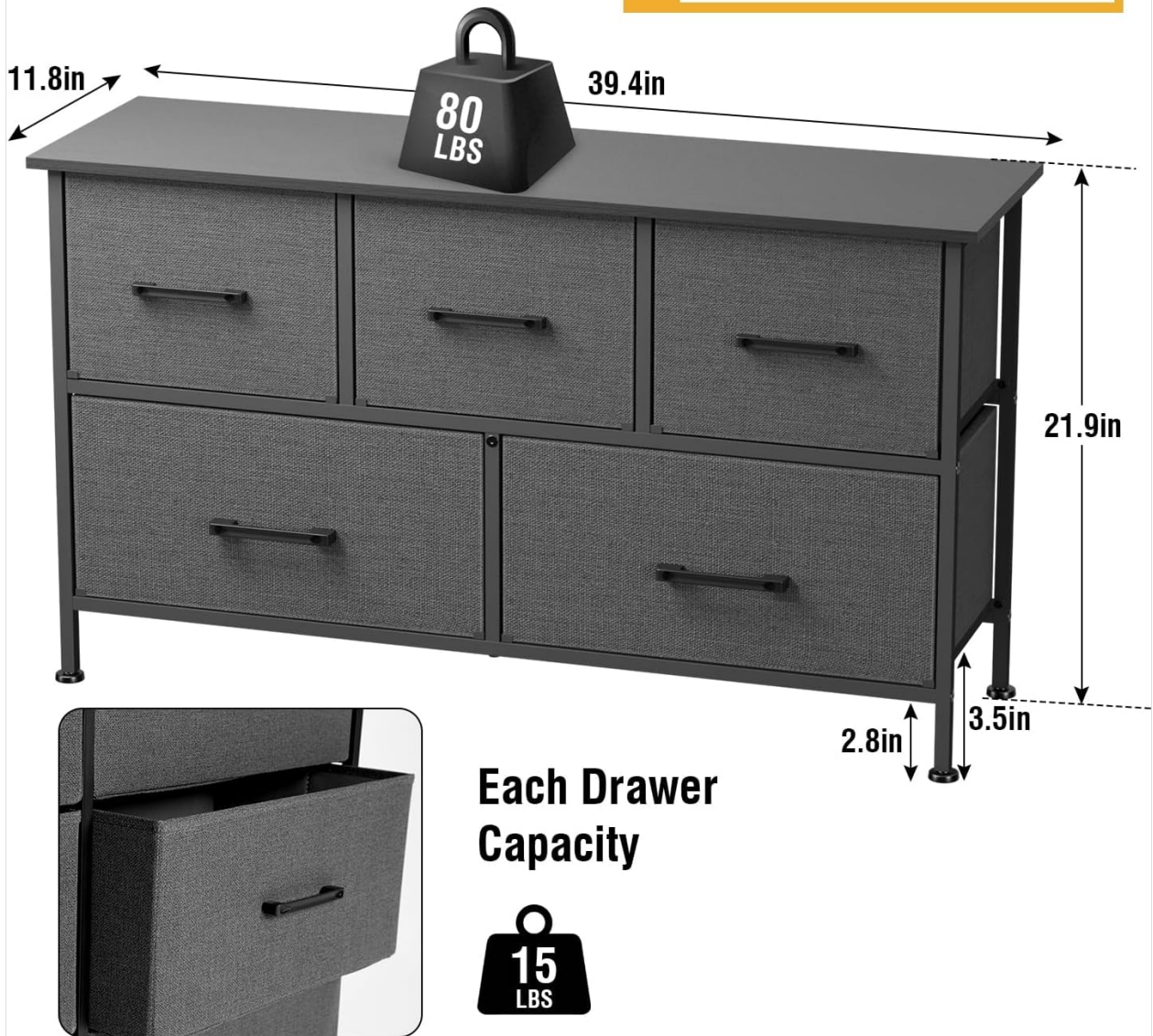


Figure 3: Product dimensions and weight capacity limits for the dresser top and individual drawers.



LARGE STORAGE CAPACITY



Book



Headphone



Perfume



T-shirt

Figure 4: Example of items stored within the spacious fabric drawers, highlighting storage capacity.

MAINTENANCE AND CARE

Proper care will extend the life and appearance of your dresser:

- **Cleaning the Wooden Top:** The MDF wood top is water-resistant. Wipe spills immediately with a dry cloth. For general cleaning, use a soft, damp cloth and a mild cleaner. Avoid abrasive cleaners or harsh chemicals.
- **Cleaning Fabric Drawers:** The fabric drawers are wear-resistant. For light cleaning, use a lint roller or a soft brush to remove dust and debris. For stains, spot clean with a damp cloth and mild soap. Allow to air dry completely. Do not machine wash or tumble dry the fabric drawers.
- **Frame Care:** Wipe the metal frame with a soft, dry cloth to remove dust.
- **Regular Checks:** Periodically check all screws and connections to ensure they remain tight. Retighten if necessary.

TROUBLESHOOTING

If you encounter any issues with your dresser, refer to the following common solutions:

- **Dresser is Unstable/Wobbly:**

Ensure the dresser is placed on a flat, level surface. Adjust the leveling feet at the bottom of the frame until the dresser is stable. Check that all assembly screws are securely tightened.

- **Drawers Do Not Slide Smoothly:**

Verify that the fabric drawers are fully unfolded and the bottom support panels are correctly inserted. Ensure no items are obstructing the drawer's path. Check that the metal frame is assembled correctly and not warped.

- **Missing Parts:**

If you find any parts missing during assembly, please contact customer support immediately with your product model number and a description of the missing part.

SPECIFICATIONS

Brand	BORGEBY
Model Name	ZWZ-FD-R501-Grey
Product Dimensions	11.8"D x 39.4"W x 21.9"H
Color	Grey
Material	Fabric, Steel, MDF Wood
Number of Drawers	5
Assembly Required	Yes
Top Weight Capacity	80 lbs (36.3 kg)
Each Drawer Capacity	15 lbs (6.8 kg)

WARRANTY INFORMATION

This product is covered by a standard manufacturer's warranty against defects in materials and workmanship. Please refer to your purchase documentation or contact customer support for specific warranty terms and conditions.

CUSTOMER SUPPORT

For any questions, assistance with assembly, or to report missing/damaged parts, please contact our customer support team. Have your product model number (ZWZ-FD-R501-Grey) ready when you call or email. Contact information can typically be found on the packaging or the retailer's website where the product was purchased.