



[Manuals.plus](#) /

> [Marsail](#) /

> Marsail NS0 Split King Adjustable Bed Base User Manual

Marsail N-MSABB01B-SK

Marsail NS0 Split King Adjustable Bed Base

USER MANUAL

Introduction

Welcome to the Marsail NS0 Split King Adjustable Bed Base user manual. This guide provides comprehensive instructions for the setup, operation, maintenance, and troubleshooting of your new adjustable bed base. Designed for optimal comfort and convenience, the Marsail NS0 features dual motors for independent head and leg adjustments, integrated USB ports, and an under-bed night light. Please read this manual thoroughly before assembly and use to ensure proper function and safety.

Safety Information

WARNING: Do not load more than 750 pounds on the adjustable bed base. Exceeding this weight limit may cause damage to the product and void the warranty. Always ensure the bed base is on a flat, stable surface before use.

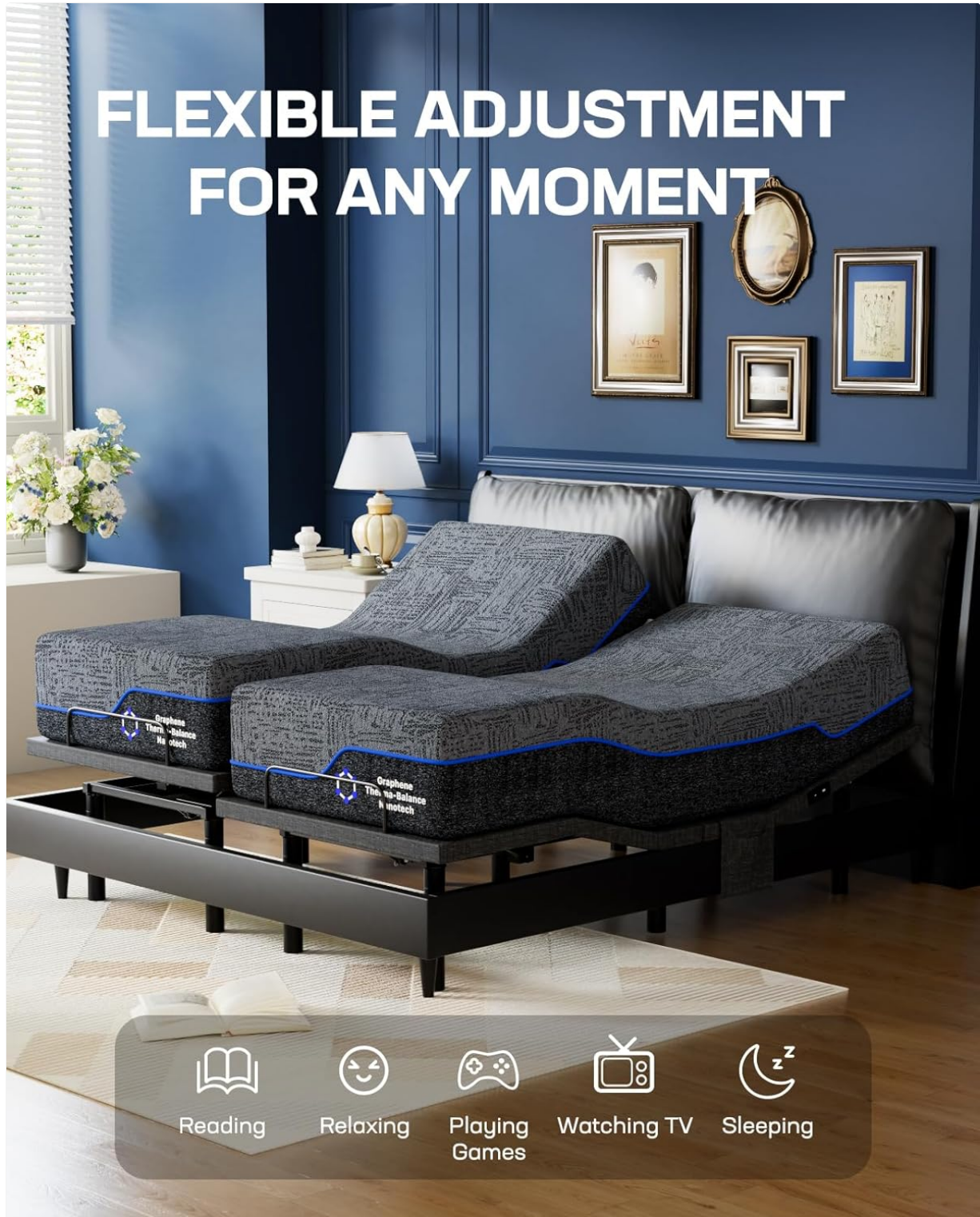
Keep children and pets away from the adjustable bed base during operation to prevent injury. Ensure all power cords are properly routed and not pinched or damaged. Disconnect power before performing any maintenance or cleaning.

Setup and Installation

The Marsail NS0 Adjustable Bed Base is designed for quick and easy assembly, typically taking around 3 minutes. Follow these steps for a smooth setup:


- Unpack and Unfold:** Carefully remove the bed base from its packaging. Place the folded base on a clean, flat surface. Unfold the base completely until it lies flat.
- Attach Legs:** Locate the bed legs within the packaging. Screw each leg securely into the designated threaded inserts on the underside of the bed base. Ensure all legs are tightened firmly.
- Flip and Position:** With assistance, carefully flip the bed base upright onto its newly attached legs. Position the bed base in your desired location.
- Connect Power:** Plug the power cord into a grounded electrical outlet.

5. **Place Mattress:** Carefully place your compatible mattress (memory foam, hybrid, latex, or spring, 8-14 inches thick) onto the bed base.



The Marsail NS0 adjustable bed base unfolded on the floor, ready for leg attachment.

FASTER SLEEP, MORE REST



Close-up of the Marsail NS0 adjustable bed base showing the attachment points for the legs.



INDEPENDENT BACK & FOOT ADJUSTMENT



The Marsail NS0 adjustable bed base with legs attached, in a partially raised position.

For detailed visual instructions, please refer to the official [Installation Manual \(PDF\)](#).

Operating Instructions

Your Marsail NS0 Adjustable Bed Base comes with a wireless remote control for easy adjustment of various features.

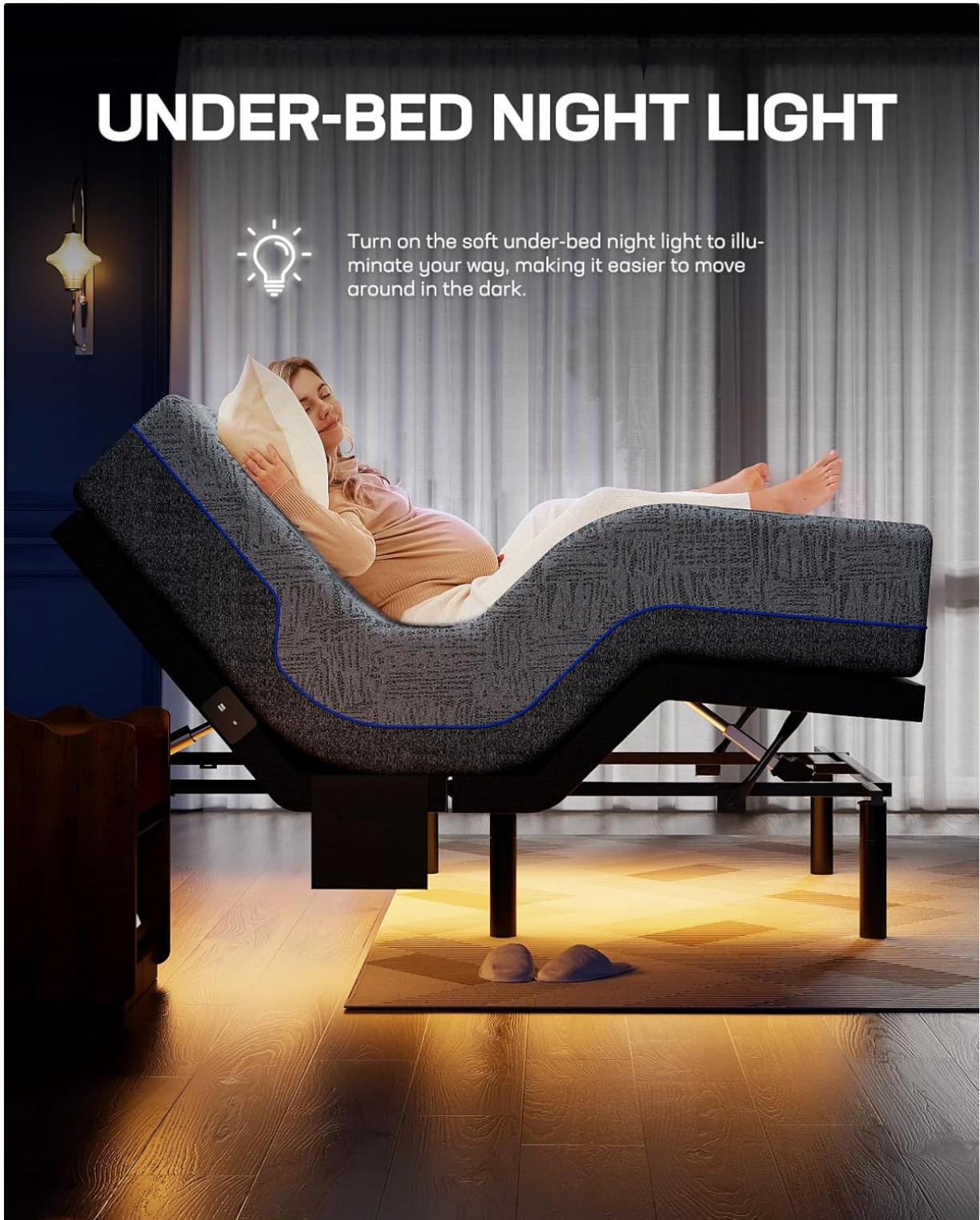
Adjusting Head and Leg Positions

Use the dedicated buttons on your wireless remote to independently raise or lower the head and leg sections of the bed base. This allows you to find optimal positions for activities such as reading, watching TV, or alleviating back pain. For Split King models, each side can be adjusted independently or synchronized.

UNDER-BED NIGHT LIGHT



Turn on the soft under-bed night light to illuminate your way, making it easier to move around in the dark.



A Marsail NS0 adjustable bed base with a mattress, showing the head and foot sections independently adjusted for comfort.

Zero Gravity and Anti-Snore Modes

Your remote control may include preset buttons for Zero Gravity and Anti-Snore positions. Pressing these buttons will automatically adjust the bed to a pre-programmed ergonomic position designed to reduce pressure on the body (Zero Gravity) or help open airways (Anti-Snore).

Under-Bed LED Night Light

Activate the soft under-bed LED night light using the dedicated button on your wireless remote. This feature provides subtle illumination, making it easier and safer to navigate your bedroom in the dark without harsh glare.

FITS MULTIPLE MATTRESSES



A person relaxing on the Marsail NS0 adjustable bed base with the under-bed LED night light illuminated.

USB Charging Ports

The bed base is equipped with built-in Type-A and Type-C USB ports on both sides. These ports allow you to conveniently charge your electronic devices, such as phones and tablets, directly from your bed. Simply plug your device's charging cable into the appropriate USB port.

Maintenance

Regular maintenance helps ensure the longevity and optimal performance of your Marsail NS0 Adjustable Bed Base.

- **Cleaning:** Dust the bed base frame regularly with a soft, dry cloth. For fabric surfaces, use a vacuum cleaner with a brush attachment to remove dust and debris. For spills, blot immediately with a clean, damp cloth. Avoid using harsh chemicals or abrasive cleaners.
- **Motor and Mechanism Check:** Periodically inspect the motors and adjustable mechanisms for any signs of wear or loose connections. Ensure all bolts and screws remain tight. Do not attempt to lubricate the motor or any electrical components.
- **Cord Management:** Ensure power cords are not tangled, pinched, or placed in high-traffic areas where they could be tripped over or damaged.

Troubleshooting

If you encounter issues with your Marsail NS0 Adjustable Bed Base, refer to the following common problems and solutions:

Problem	Possible Cause	Solution
Bed base does not respond to remote control.	No power, remote batteries low/dead, remote not paired.	Check power connection. Replace remote batteries. Refer to the full manual for remote pairing instructions.
Loud popping noise or shaking during adjustment.	Loose connections, obstruction, uneven weight distribution.	Ensure all legs and frame connections are secure. Check for any objects obstructing the moving parts. Distribute weight evenly on the bed. If the issue persists, contact customer support.
USB ports not charging devices.	Device not properly connected, power issue.	Ensure the USB cable is fully inserted into both the device and the bed base port. Verify the bed base is powered on. Try a different USB port or cable.
Under-bed light not working.	Light disabled, power issue.	Ensure the light function is activated via the remote. Check power connection to the bed base.

If these solutions do not resolve the issue, please contact Marsail customer support for further assistance.

Product Specifications

Feature	Detail
Model	N-MSABB01B-SK
Size	Split King
Product Dimensions (L x W x H)	80"L x 76"W x 39"H
Weight Capacity	Up to 750 pounds
Special Features	No Box Spring Needed, Wireless Remote Control, USB A&C Ports, Adjustable Head & Foot, Under-Bed Nightlight

Feature	Detail
Color	Grey
Compatible Mattress Size	Twin XL (for Split King configuration)
Assembly Required	Yes
Item Weight	101.4 pounds
UPC	840478814774



Mattress Size Guide

Twin 39"X75"	Twin XL 39"X80"	Full 54"X75"
Queen 60"X80"	King 76"X80"	

Diagram illustrating the dimensions of the Marsail NS0 Split King Adjustable Bed Base.

Warranty and Support

The Marsail NS0 Adjustable Bed Base is backed by a **1-year worry-free warranty**. This warranty covers manufacturing defects and ensures the product meets quality standards. Please retain your proof of purchase for warranty claims.

For any questions, technical support, or warranty inquiries, please contact Marsail customer service. Contact information can typically be found on the product packaging or the Marsail official website.