

## V-Guard Luxecube Avo Smart 15

# V-Guard Luxecube Avo Smart 15 Litre Geyser Instruction Manual

MODEL: LUXECUBE AVO SMART 15

## 1. Introduction

The V-Guard Luxecube Avo Smart Water Heater is designed to provide efficient and consistent hot water. This manual provides essential information for the safe installation, operation, maintenance, and troubleshooting of your Luxecube Avo Smart 15 Litre Geyser. Please read this manual thoroughly before using the appliance and retain it for future reference.



Image: V-Guard Luxecube Avo Smart Geyser highlighting IoT and Dynamic Mood Lighting.

## 2. Safety Information

Your safety is paramount. This appliance incorporates multi-layered advanced safety features to ensure reliable operation. Always adhere to the following safety guidelines:

- **Child Lock Feature:** This feature disables temperature adjustments from the water heater control panel, preventing accidental changes by children.

- **Dual Overheat Protection:** An advanced thermostat and thermal cut-out mechanism provide dual protection against overheating.
- **5-in-1 Multi-function Safety Valve:** This valve prevents excessive pressure build-up, vacuum formation, and reverse water flow, ensuring safe operation.
- **Silicone Grade Internal Wiring:** High-quality silicone grade internal wiring enhances safety and extends product life.
- **Single Weld Line Inner Tank Design:** This design reduces the risk of tank leakage by 66%, improving durability and safety.
- Ensure the appliance is properly grounded.
- Do not operate the water heater if it is damaged or malfunctioning.
- Only qualified personnel should perform installation and repairs.

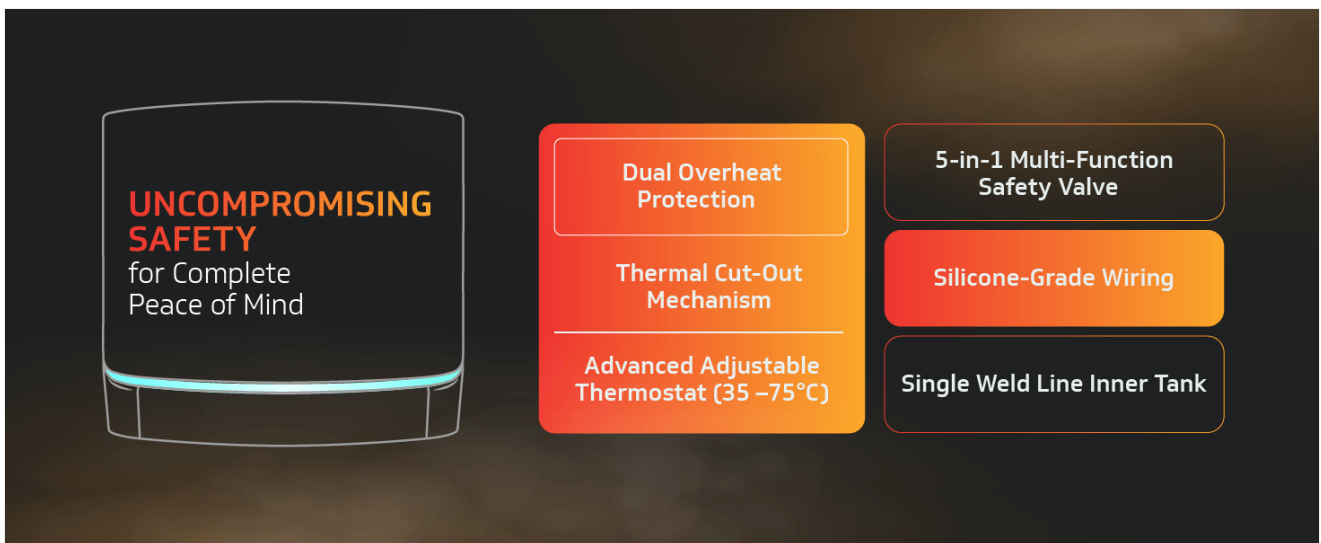


Image: Overview of the multi-layered safety features.

### 3. Product Overview and Features

The V-Guard Luxecube Avo Smart 15 Litre Geyser is engineered for performance and durability, featuring advanced technologies for an enhanced user experience.

#### Advanced Thermocline Technology (ATT)

Luxecube is equipped with ATT, a breakthrough innovation that delivers up to 38% extra hot water at your desired temperature. Its uniquely designed diffuser guides cold water into the tank without disturbing the stored hot water, creating a natural separation between hot and cold layers. This results in more usable hot water and improved energy efficiency.

## INTRODUCING THE ART OF EFFICIENT WATER HEATING

Advanced Thermocline Technology minimises mixing between hot and cold water, ensuring a comfortable hot shower at your desired temperature.



Image: Advanced Thermocline Technology (ATT) for increased hot water output.

### Dynamic LuxeGlow Pro Illumination

The geyser features Dynamic LuxeGlow Pro lighting that changes color to indicate water temperature: Blue for cooler, Orange for warm, and Red for hot. This provides a quick visual cue for when your bath is ready.

### Superior Energy Efficiency

Designed for optimal energy savings, the Luxecube Avo Smart features high-density, extra-thick PUF insulation for maximum heat retention. It is also environmentally friendly with CFC-free material, contributing to a BEE 5-star rating.



Image: Energy efficiency features and BEE 5-star rating.

### Durable Construction for Indian Water Conditions

- **Titanium-infused Vitreous Enamel Coating:** The inner tank is fortified with an advanced titanium-infused vitreous enamel coating, applied uniformly to protect against hard water and corrosion.
- **Nickel-enriched Incoloy 800 Heating Element:** Made from a robust blend of nickel, iron, and chromium, this heating element resists high temperatures, oxidation, and corrosion, ensuring long-lasting performance.

## 4. Setup and Installation

Professional installation is recommended for optimal performance and safety. V-Guard offers free PAN India installation at all serviceable PIN codes.

## Included Components:

- 1 Number Electric Water Heater
- 1 Number Wall Mounting Kit
- 1 Number Multi Function Valve

Additionally, free durable stainless-steel inlet and outlet pipes (1.5 ft x 2) are provided during installation. Please note that angle cock/control valve & nipple connectors are not included in the installation kit.

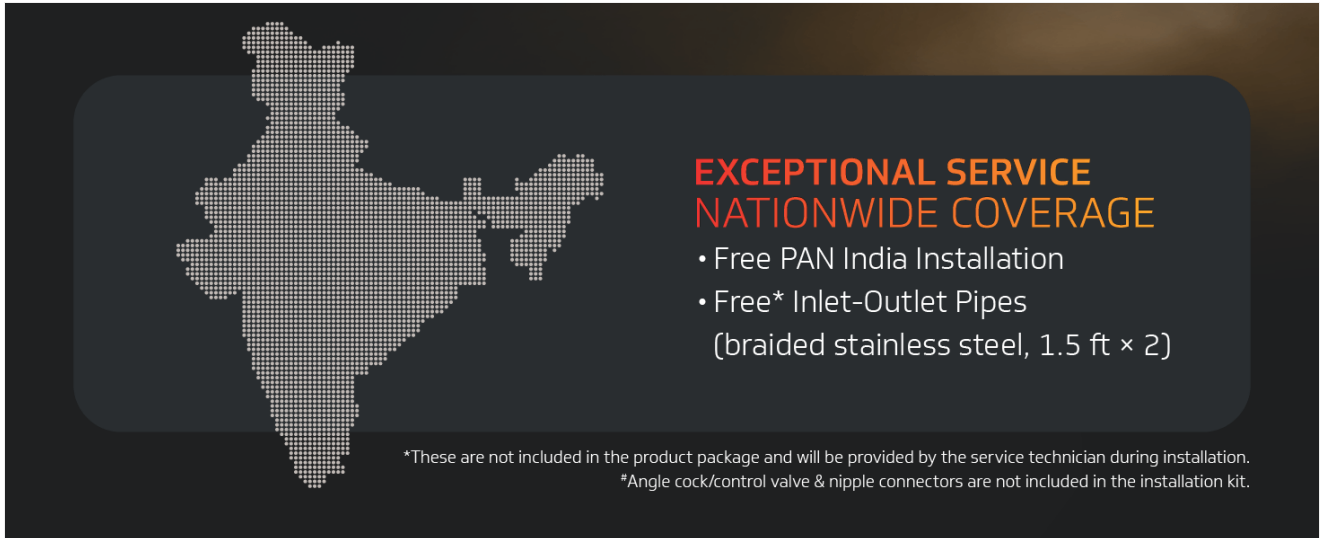


Image: Nationwide service coverage for installation.

## 5. Operating Instructions

The Luxecube Avo Smart features an intuitive digital display and smart controls for easy operation.

### Basic Operation:

1. **Power On/Off:** Use the designated power button on the unit or the smart app to turn the geyser on or off.
2. **Temperature Adjustment:** The intuitive digital display shows the real-time water temperature. Use the up/down arrows on the control panel to set your desired temperature.
3. **LuxeGlow Pro Illumination:** Observe the color changes of the illumination strip to know the water temperature at a glance: Blue (cooler), Orange (warm), Red (hot).

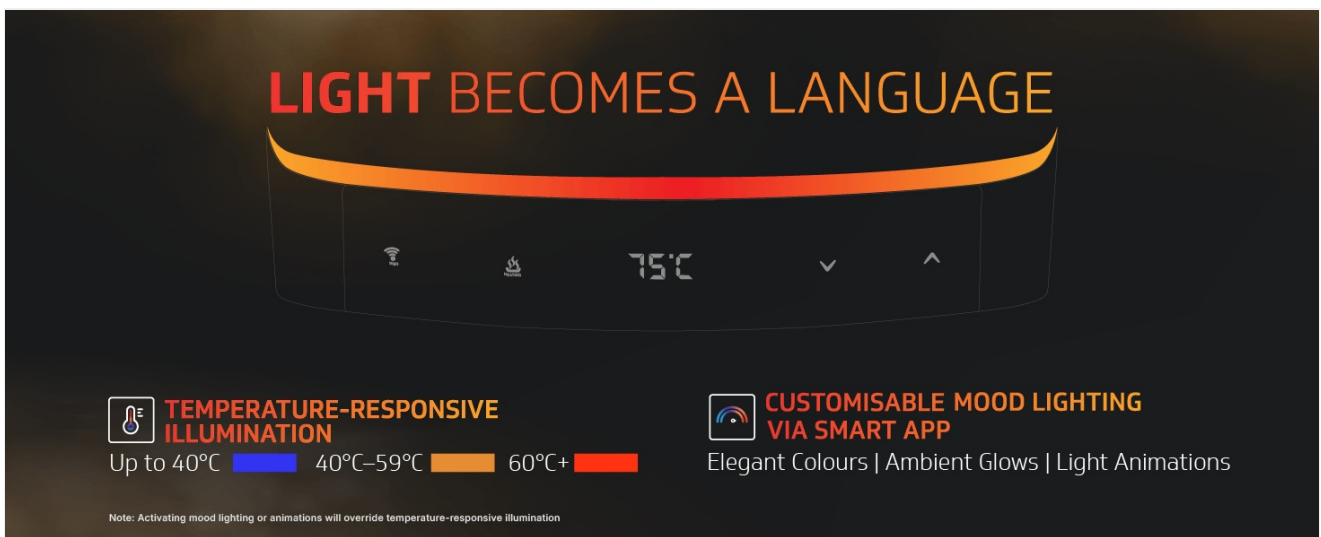


Image: Control panel with temperature display and LuxeGlow Pro Illumination.

## 6. Smart Features and App Control

---

The Luxecube Avo Smart offers advanced control and personalization through its in-built digital controller with Wi-Fi connectivity.

- **Seamless Control via Smart App:** Operate your geyser from anywhere using the dedicated V-Guard smart app.
- **Voice Control:** Enjoy hands-free operation through integration with Amazon Alexa and Google Home.
- **Personalized Illumination:** Customize the mood lighting and curated dynamic animations via the smart app. Note that activating mood lighting or animations will override temperature-responsive illumination.
- **Custom Schedules:** Set custom heating schedules to match your daily routine, ensuring hot water is ready when you need it.
- **Energy Management:** Set energy limits to manage consumption and track real-time energy usage. Utilize the 'Holiday mode' to save energy when you are away.
- **Luxe-sense Diagnostics:** The system includes self-monitoring diagnostics for enhanced reliability.

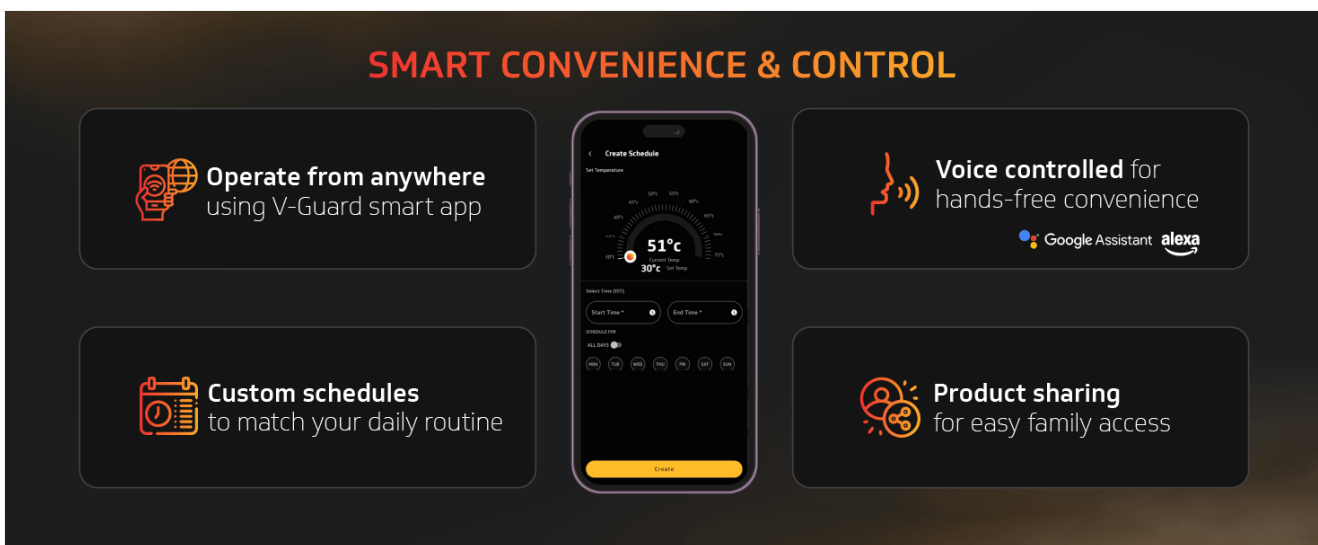


Image: Smart app interface for controlling the geyser.

## 7. Maintenance

---

Regular maintenance ensures the longevity and efficient operation of your V-Guard Luxecube Avo Smart Geyser.

- **Cleaning:** Periodically wipe the exterior of the geyser with a soft, damp cloth. Do not use abrasive cleaners or solvents.
- **Descaling:** Due to the titanium-infused vitreous enamel coating and anti-scalant features, the geyser is designed to resist scale build-up. However, in areas with extremely hard water, periodic inspection and descaling by a qualified technician may be beneficial.
- **Safety Valve Check:** Ensure the 5-in-1 Multi-function Safety Valve is free from obstructions and operating correctly. Consult a technician if you notice any issues.
- **Professional Inspection:** It is recommended to have the geyser inspected by a V-Guard authorized service technician at least once a year to ensure all components are functioning optimally and to maintain energy efficiency.

## 8. Troubleshooting

---

If you encounter any issues with your V-Guard Luxecube Avo Smart Geyser, refer to the following common

troubleshooting steps. For complex problems, contact V-Guard customer support.

Problem	Possible Cause	Solution
No hot water	Power supply issue, thermostat setting too low, thermal cut-out activated.	Check power connection and circuit breaker. Adjust thermostat to a higher setting. If thermal cut-out is activated, contact service.
Water not hot enough	Thermostat set too low, high cold water flow, element issue.	Increase thermostat setting. Reduce cold water flow. If problem persists, contact service.
Water is too hot	Thermostat set too high.	Decrease thermostat setting.
Leakage from pressure relief valve	Normal expansion during heating, excessive pressure.	A small drip during heating is normal. If continuous or excessive, check water pressure or contact service.
LuxeGlow Pro illumination not working	Mood lighting activated, electrical fault.	Check smart app settings to ensure mood lighting is not overriding temperature-responsive illumination. If not, contact service.

## 9. Specifications

Detailed technical specifications for the V-Guard Luxecube Avo Smart 15 Litre Geyser.

### Capacity

Specification	Value
Brand	V-Guard
Model Number	Luxecube Avo Smart 15
15 Litres	
Power Source	Corded Electric
Wattage	2000 Watts
Product Dimensions (W x H)	38.5W x 36.7H Centimeters
Item Weight	13.21 Kilograms
Mount Type	Wall
Special Features	Advanced Thermocline Technology (ATT), Luxe Glow Illumination, Smart Control (Wi-Fi, Alexa, Google Home)
Energy Efficiency	BEE 5 Star Rating (BEE Label period: 1st January 2023 - 31st December 2025)
Pressure Tolerance	Up to 0.8 MPa (suitable for high-rise buildings)
Inner Tank Material	Titanium-infused Vitreous Enamel Coated Steel

Specification	Value
Heating Element	Nickel-enriched Incoloy 800
Insulation	High-density, extra-thick PUF (CFC-free)

## 10. Warranty and Support

V-Guard provides comprehensive warranty coverage and support for your Luxecube Avo Smart Geyser.

### Warranty Coverage:

- **10 Year Warranty** on the Inner Tank
- **3 Year Warranty** on the Product
- **4 Year Warranty** on the Heating Element



Image: Warranty coverage details.

### Customer Support:

For any service requests, installation assistance, or technical queries, please contact V-Guard customer support. Refer to the contact information provided in your product packaging or visit the official V-Guard website. Remember, free PAN India installation and connection pipes are provided by a service technician during installation.