

Hendari B0F9W582P6

Hendari Air Tracker Tag User Manual

BLUETOOTH 5.3 ITEM FINDER FOR APPLE FIND MY

Model: B0F9W582P6

1. Introduction

This manual provides essential instructions for the setup, operation, and maintenance of your Hendari Air Tracker Tag. This device is designed to help you locate your personal belongings using the Apple Find My network.

Note: This device is compatible only with iOS, iPadOS, and macOS devices. Android devices are not supported.



Image: The Hendari Air Tracker Tag in black, accompanied by a small blue triangular pry tool for battery access.

2. Package Contents

Please verify that all items are present in your package:

- 1 x Hendari Air Tracker Tag
- 1 x Triangular Pry Tool

- 1 x User Manual



Compact Practical



Image: A visual representation of the Hendari Air Tracker Tag, a silicone integrated rope, and the instruction manual, indicating the compact and practical design.

3. Setup

3.1. Battery Installation

The Hendari Air Tracker Tag uses a replaceable CR2032 coin battery. The battery is typically pre-installed, but if replacement is needed, refer to the Maintenance section.

3.2. Pairing with Apple Find My

To pair your Air Tracker Tag with your Apple device:

1. Ensure Bluetooth and Location Services are enabled on your iOS/iPadOS/macOS device.
2. Open the **Find My** app.
3. Navigate to the 'Items' tab, then tap the '+' icon, and select 'Add Other Item'.
4. Press and hold the button on the Air Tracker Tag for 3 seconds until you hear a tone.

5. The device will appear in the Find My app. Follow the on-screen prompts to name your item and complete the pairing process.



Image: A visual guide showing the three steps to connect the Hendari Air Tracker Tag to the Apple Find My app, including enabling Bluetooth, adding an item, and pressing the tracker's button.

4. Operating Instructions

4.1. Nearby Tracking (Play Sound)

When your item is within Bluetooth range, you can make the Air Tracker Tag play a loud sound (80-100dB) to help you locate it quickly. Open the Find My app, select your item, and tap 'Play Sound'.

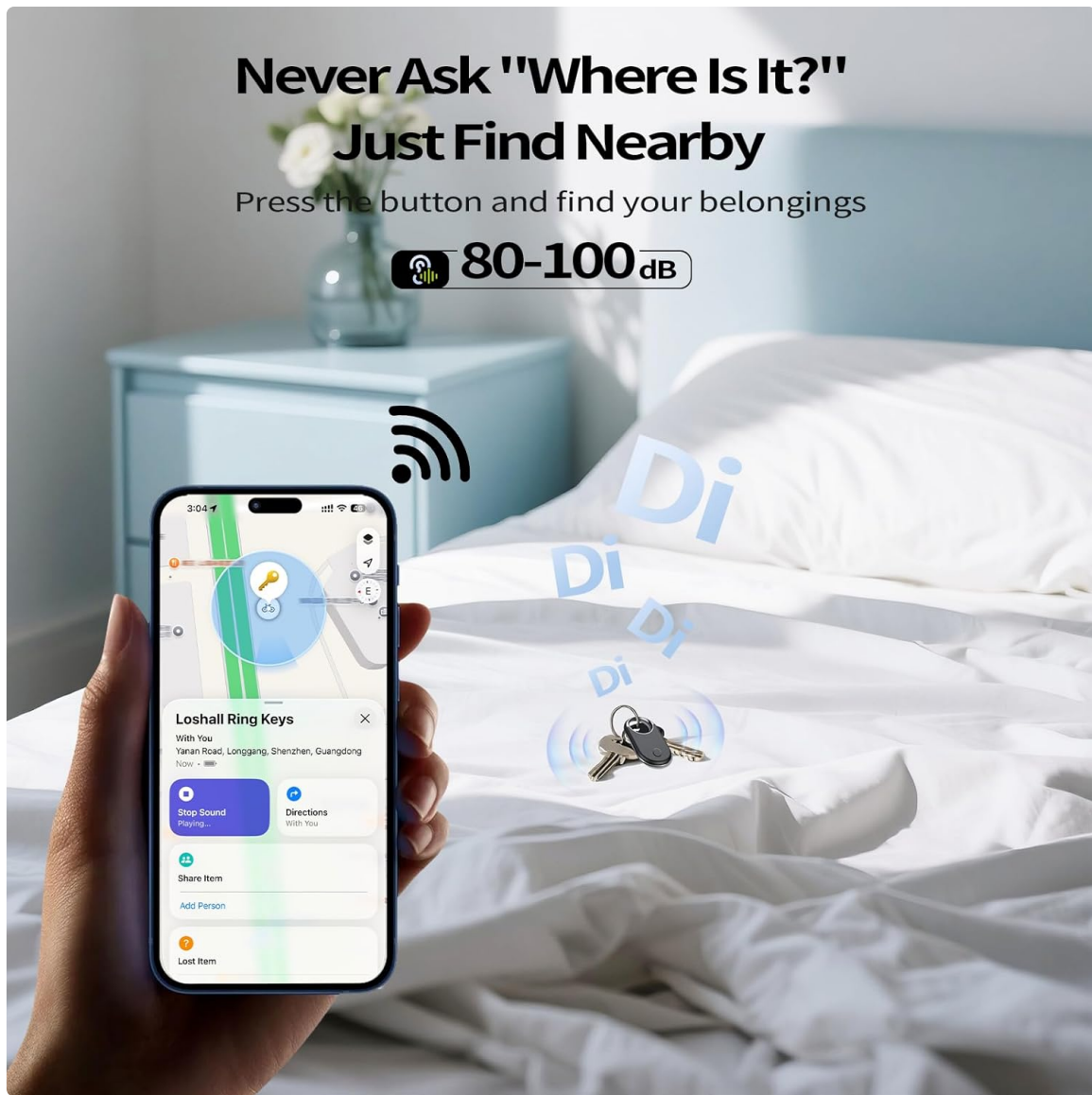


Image: A smartphone screen showing the Find My app interface with a map and a 'Play Sound' option, while a Hendari Air Tracker Tag attached to keys emits sound waves, illustrating nearby item location.

4.2. Global Network Coverage

If your item is out of Bluetooth range, the Apple Find My network utilizes signals from millions of nearby Apple devices to securely update your item's location. This allows you to track your belongings even when they are far away.

4.3. Forget Prevention Alert ('Notify When Left Behind')

To receive alerts when you leave an item behind:

1. In the Find My app, select your Air Tracker Tag.
2. Under 'Notifications', enable 'Notify When Left Behind'.
3. You can customize safe locations (e.g., home, work) where you do not wish to receive alerts.

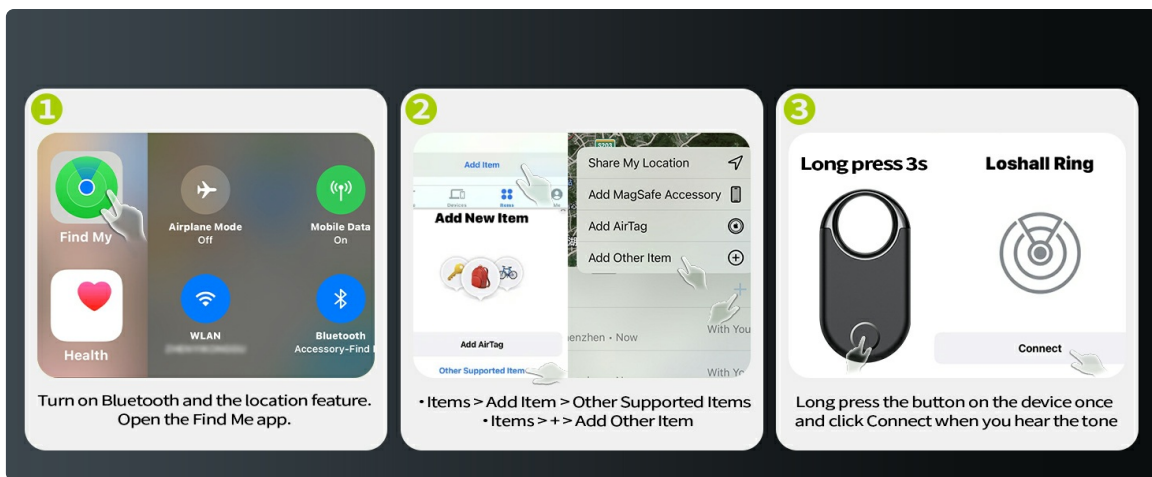


Image: A smartphone displaying the Apple Find My app with the 'Notify When Left Behind' feature enabled, showing options to exclude specific locations from alerts, demonstrating the intelligent geo-fence function.

4.4. Lost Mode

If an item is lost, activate 'Lost Mode' in the Find My app. You can enter contact details (phone number or email) and a custom message. If another Apple device detects your lost item, a notification will appear with your contact information, allowing the finder to return it.



Image: A sequence of five smartphone screens illustrating the steps to activate 'Lost Mode' in the Apple Find My app, including selecting the mode, confirming information, entering contact details, and successful activation.

4.5. Family & Team Sharing

You can securely share the location of your Air Tracker Tag with up to 5 trusted users through the Find My app. This feature requires iOS 17, iPadOS 17, or macOS 14 or later.

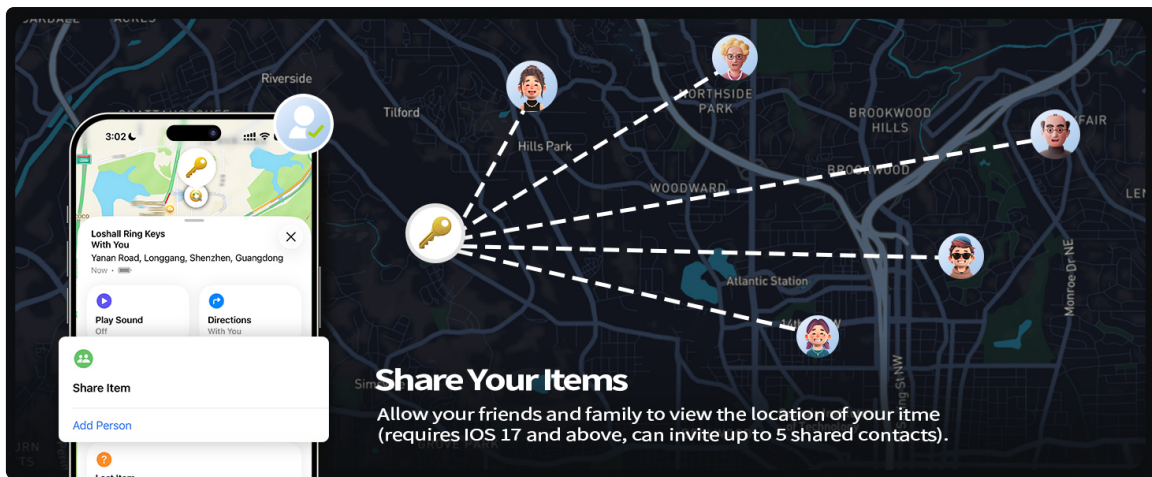


Image: A map interface on a smartphone showing a shared item's location with multiple user icons, illustrating the 'Share Your Items' feature for friends and family.

4.6. Privacy and Anti-Tracking

The Hendari Air Tracker Tag is MFi-certified, ensuring that location data is end-to-end encrypted and anonymous. It also includes a built-in anti-tracking alert that notifies you if an unknown Air Tracker Tag is moving with you.

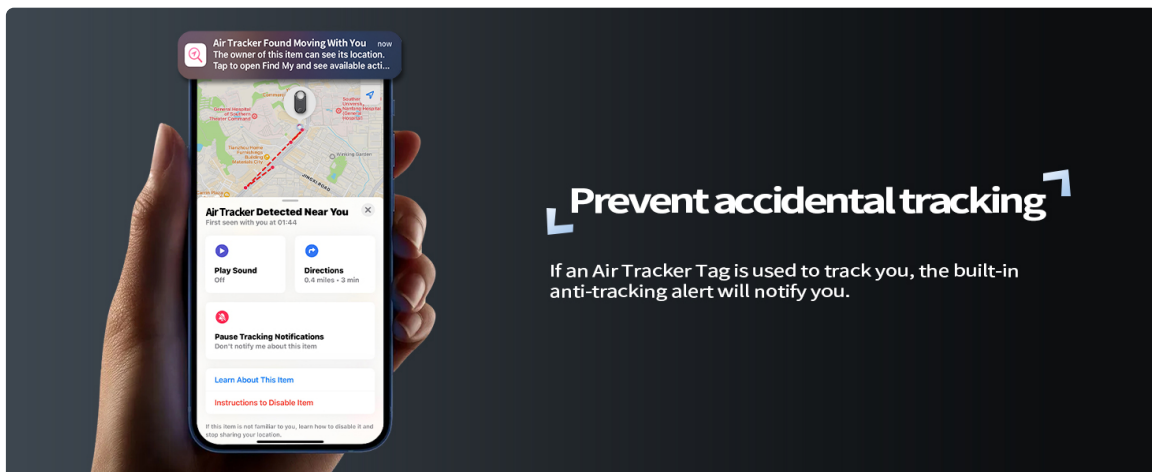


Image: A smartphone screen showing a notification that an 'Air Tracker Detected Near You', indicating the anti-tracking alert feature to prevent unwanted tracking.

5. Maintenance

5.1. Battery Replacement

The CR2032 battery typically lasts over one year. To replace the battery:

1. Locate the small notch on the side of the Air Tracker Tag.
2. Use the provided triangular pry tool to carefully open the device.
3. Remove the old CR2032 battery and insert a new one, ensuring correct polarity.
4. Close the device firmly until it clicks into place.

Enhanced battery life up to 365 days




Image: A diagram illustrating the Hendari Air Tracker Tag's battery replacement process, showing the device being opened with a pry tool to access and swap the CR2032 battery, highlighting its 365-day enhanced battery life.

5.2. Cleaning

Wipe the device with a soft, dry cloth. Avoid using harsh chemicals or abrasive materials.

6. Troubleshooting

- **Device not pairing:** Ensure Bluetooth and Location Services are active on your Apple device. Make sure the Air Tracker Tag has a fresh battery and is within range. Try restarting your Apple device.
- **Sound alert not working:** Check if the device is within Bluetooth range. Ensure the volume on your Apple device is not muted.
- **Inaccurate location:** Location accuracy depends on the density of Apple devices in the vicinity. In areas with fewer Apple devices, location updates may be less frequent or precise.
- **'Notify When Left Behind' not working:** Verify that the feature is enabled in the Find My app and that you have not set your current location as a safe zone.
- **Compatibility:** Remember, this device works exclusively with iOS, iPadOS, and macOS. It is not compatible with Android devices.

7. Specifications

Product Dimensions	2.19 x 1.15 x 0.26 inches (55.1 x 29.3 x 6.6 mm)
Item Weight	0.515 ounces (14.6 Grams)
Battery Type	1 x CR2032 (replaceable)
Battery Life	Approximately 12 months
Bluetooth Version	Bluetooth 5.3
Bluetooth Range	Up to 55-60 meters (180-196 feet)
Sound Level	80-100 dB
Compatibility	Apple Find My (iOS/iPadOS/macOS only)

8. Warranty and Support

8.1. Warranty Information

The Hendari Air Tracker Tag comes with a 2-year warranty from the date of purchase.

8.2. Customer Support

For any inquiries or support, please contact Hendari customer service. We aim to provide a response within 24 hours.

Manufacturer: Shenzhen Zhitong Technology Co., Ltd

Manufacturer E-mail: 460894086@qq.com

EC REP: eVatmaster Consulting GmbH

EC REP E-mail: contact@evatmaster.com

Manufacturer: Shenzhen Zhitong Technology Co.,Ltd	
Manufacturer Address: 301, Building 1, No.34 Xinhe Road Shangmugu Community,Longgang District,Shenzhen,China	
Manufacturer E-mail: 460894086@qq.com	
Batch Number: F110000000	
EC REP	Name: eVatmaster Consulting GmbH
	Address: Bettinastr.30, Frankfurt am Main, Hesse, Germany
	E-mail: contact@evatmaster.com
Made In China	
 <div style="display: inline-block; border: 1px solid black; padding: 5px; text-align: center;"> FR ÉLÉMENTS D'EMBALLAGE À SÉPARER ET À DÉPOSER DANS LE BAC DE TRI </div> 	
⚠WARNING: To avoid danger of suffocation, keep this bag away from babies and children. Do not use this bag in cribs, beds, carriages, or play pens. This bag is not a toy.	

Image: A label displaying manufacturer details, including company name, address, and email, along with EC REP contact information and a warning regarding plastic bag safety.