

GALAYOU R2

GALAYOU R2 2K Wireless Outdoor Security Camera User Manual

Model: R2

INTRODUCTION

This manual provides detailed instructions for the installation, operation, and maintenance of your GALAYOU R2 2K Wireless Outdoor Security Camera. Please read this manual thoroughly before using the product to ensure proper functionality and safety. The GALAYOU R2 camera is designed for both indoor and outdoor surveillance, offering 2K resolution, color night vision, PIR motion detection, two-way audio, and flexible storage options.



Image: The GALAYOU R2 2K Wireless Outdoor Security Camera, a compact white camera with a black lens area, mounted on a wall.

PACKAGE CONTENTS

Verify that all items are present in your package:

- GALAYOU R2 Camera (1)
- Power Cable (1)
- Mounting Bracket (1)
- Quick Installation Guide (1)

SETUP

1. Charging the Camera

Before initial use, fully charge the camera using the provided power cable. The charging port is located on the back of the camera, typically protected by a rubber cover. A full charge ensures optimal battery life.

2. App Installation

Download the **Wansview Cloud** app from the Google Play Store (for Android devices) or the Apple App Store (for iOS devices). Create an account and log in.



Image: A smartphone screen displaying the Wansview Cloud app download page, with Google Play and App Store logos visible.

3. Connecting to Wi-Fi

Follow the in-app instructions to connect your camera to your 2.4GHz Wi-Fi network. The camera only supports 2.4GHz Wi-Fi. Ensure the camera is within 1 meter of your router during the initial setup for a stable connection. Press and hold the power and reset buttons for 5 seconds until the indicator light flashes alternately red and blue to enter pairing mode.






Image: A close-up of the camera's underside, showing the power port, Micro SD card slot, and reset button.

4. Mounting the Camera

The camera is 100% wire-free, allowing flexible installation indoors or outdoors. Use the provided mounting bracket to secure the camera to a wall or ceiling. Ensure the chosen location provides a clear view and good Wi-Fi signal strength. The camera is IP65 rated for weather resistance.

Caméra Surveillance Extérieure sans Fil sur batterie

Diffusion en direct 2K 24/7 avec détection de mouvement en temps réel

-  Wi-Fi 2,4 GHz uniquement
-  100 % sans fil
-  Étanchéité IP65

OPERATING INSTRUCTIONS

1. Live View and Playback

Access the Wansview Cloud app to view live footage from your camera. You can also review recorded events stored on a Micro SD card or in the cloud.

2. Motion Detection and Alerts

The camera features a PIR motion sensor and AI to accurately detect human movement, reducing false alarms. When motion is detected, your smartphone will receive an instant alert notification. The camera can also activate a siren to deter intruders.




Image: A person attempting to break into a garage, with the GALAYOU R2 camera mounted above, indicating an alarm notification on a smartphone.

3. Two-Way Audio

Utilize the built-in microphone and speaker for two-way communication. You can speak to visitors or deter unwanted guests directly through the app.



Image: A split image showing a courier at a door and a person interacting with them via the camera's two-way audio feature on a smartphone.

4. Night Vision

The camera provides clear 2K images even in total darkness, thanks to its infrared and white lights. It supports color night vision up to 10 meters, allowing for detailed surveillance day and night.



Image: A comparison of night vision modes, showing a house in black and white (standard IR) and then in full color (color night vision).

5. Storage Options

The camera supports local storage via a Micro SD card (up to 128GB, not included) for recording motion-triggered events. Cloud storage services are also available, including a 30-day free trial for enhanced features and extended storage.



Image: A close-up of the camera's Micro SD card slot with a card being inserted, illustrating local and cloud storage options.

6. Sharing Camera Access

You can share camera access with family members or trusted individuals through the Wansview Cloud app, allowing multiple users to monitor the property.



Image: A map with location pins, each containing a person's profile picture, and a hand holding a smartphone displaying the camera's live feed, illustrating the camera sharing feature.

7. Smart Home Integration

The GALAYOU R2 camera is compatible with Amazon Alexa and Google Assistant, allowing voice control for viewing live feeds on compatible smart displays.



Image: A smart display showing a live feed from the camera, with text bubbles indicating an Alexa voice command: "Alexa, show me the front door." and the response "Okay."

MAINTENANCE

1. Battery Charging

The camera features a rechargeable battery. Monitor the battery level through the Wansview Cloud app and recharge as needed using the provided power cable. Battery life varies based on usage and environmental factors.

2. Cleaning the Lens

Periodically clean the camera lens with a soft, dry cloth to ensure clear image quality. Avoid using abrasive cleaners or solvents.

3. Firmware Updates

Ensure your camera's firmware is up to date for optimal performance and security. Check for updates within the Wansview Cloud app and follow the instructions to install them.

TROUBLESHOOTING

- **Camera not connecting to Wi-Fi:** Ensure your Wi-Fi is 2.4GHz. Place the camera close to the router during setup. Check Wi-Fi password accuracy.
- **Poor image quality:** Clean the camera lens. Ensure sufficient lighting for optimal night vision. Check Wi-Fi signal strength.
- **Short battery life:** Reduce motion detection sensitivity or frequency of recordings. Ensure the camera is fully charged. Extreme temperatures can affect battery performance.
- **False motion alerts:** Adjust PIR detection sensitivity settings in the app. Ensure the camera is positioned to minimize detection of irrelevant movement (e.g., tree branches).
- **No audio:** Check microphone and speaker settings in the app. Ensure volume is not muted.

For further assistance, refer to the help section within the Wansview Cloud app or contact GALAYOU customer support.

SPECIFICATIONS

Feature	Detail
Model Name	R2
Resolution	3 Megapixels (2K)
Connectivity	Wi-Fi (2.4GHz only)
Power Source	Rechargeable Battery (5000mAh), AC Power
Water Resistance	IP65
Night Vision Range	10 Meters (Color Night Vision)
Storage	Micro SD (up to 128GB), Cloud Storage
Audio	Two-Way Audio
Detection	PIR Motion Sensor, AI Human Detection

Operating Temperature	-10°C to 50°C
Dimensions	6.1 x 5.2 x 8.7 cm
Angle of View	100 Degrees
Control Method	Application (Wansview Cloud)
Compatible Devices	Amazon Alexa, Google Assistant, Android, iOS

WARRANTY

The GALAYOU R2 camera comes with a **2-year manufacturer's warranty**. Please retain your proof of purchase for warranty claims. The warranty covers defects in materials and workmanship under normal use.

SUPPORT

For technical support, troubleshooting assistance, or any questions regarding your GALAYOU R2 camera, please contact GALAYOU customer service. You can typically find contact information within the Wansview Cloud app or on the official GALAYOU website.