

Manuals+

[Q & A](#) | [Deep Search](#) | [Upload](#)

manuals.plus /

- › [OLIXIS](#) /
- › [OLIXIS 5-Drawer Dresser \(Model CAB-5BC-RUST\) User Manual](#)

OLIXIS CAB-5BC-RUST

OLIXIS 5-Drawer Dresser User Manual

Model: CAB-5BC-RUST

INTRODUCTION

Thank you for choosing the OLIKIS 5-Drawer Dresser. This versatile storage unit is designed to help organize your living space, offering ample storage with its five fabric drawers and a sturdy wooden top. This manual provides essential information for the safe setup, operation, and maintenance of your dresser.



Image: The OLIKIS 5-Drawer Dresser, featuring rustic brown wood grain print drawers and a black metal frame, adorned

with decorative items on its top surface.



Image: The OLIXIS 5-Drawer Dresser integrated into a bedroom environment, serving as a base for a television.

SAFETY INFORMATION

Please read and understand all safety instructions before assembly and use. Keep this manual for future reference.

- **Weight Capacity:** Do not exceed the maximum load capacity of 66 lbs (30 kg) for the entire unit. The wooden top is designed for light items.
- **Anti-Tipping Device:** For safety, it is highly recommended to install the included anti-tipping accessories to prevent accidental tipping, especially in households with children or pets.
- **Stable Placement:** Ensure the dresser is placed on a flat, level surface. Adjust the feet as necessary to maintain stability.
- **Drawer Usage:** Do not allow children to climb on or play with the dresser drawers. Open only one drawer at a time to maintain balance.



Image: Detailed view of the dresser's sturdy structure, highlighting the anti-tilt device and thickened steel frame for enhanced stability.

PACKAGE CONTENTS

Verify that all components are present before beginning assembly. If any parts are missing or damaged, please contact customer support.

- Metal Frame Components
- Wooden Top Panel
- Fabric Drawers (2 Large, 3 Medium)
- Adjustable Feet
- Plastic Handles
- Assembly Hardware (screws, anti-tipping kit)

SETUP AND ASSEMBLY

The OLIXIS 5-Drawer Dresser is designed for straightforward assembly. While the product description states "Assembly Required: No", some basic setup is needed to ensure proper function and stability.

1. **Unpack Components:** Carefully remove all parts from the packaging and lay them out on a clean, soft surface to prevent scratches.
2. **Assemble Frame:** Follow the included diagram to connect the metal frame components using the provided hardware. Ensure all screws are tightened securely.
3. **Attach Wooden Top:** Secure the wooden top panel to the assembled metal frame.
4. **Install Adjustable Feet:** Screw the adjustable feet into the bottom of the frame.
5. **Insert Drawers:** Unfold the fabric drawers and insert the bottom support panels. Attach the plastic handles to the front of each drawer. Place the assembled drawers into their respective slots in the frame.
6. **Install Anti-Tipping Device:** Attach the anti-tipping device to the back of the dresser and to a wall stud, following the instructions provided with the kit. This step is crucial for safety.
7. **Level the Dresser:** Adjust the feet to ensure the dresser is stable and level on your floor.




Image: Illustration of the dresser's structural features, including the anti-tilt device, adjustable feet for leveling, and an end-stop design for drawer security.

OPERATING INSTRUCTIONS

Using your OLIXIS dresser is simple and efficient for organizing various items.

- **Drawer Capacity:** The dresser features two large drawers and three medium drawers. The large drawers can hold approximately 16-20 T-shirts or 10-12 pairs of jeans. The medium drawers can accommodate 45-50 socks or 10-12 pairs of jeans.
- **Smooth Operation:** The fabric drawers are designed with easy-pull handles for smooth opening and closing. Avoid forcing drawers if they feel stuck.
- **Top Surface Use:** The wooden top provides a stable surface for displaying decorative items, lamps, or keeping frequently used items within reach. Do not place excessively heavy objects on the top.



3 medium drawers

Each one can hold:



45-50 Socks

OR



10-12 jeans

2 Large drawers

Each one can hold:



16-20 T-shirts

OR



10-12 jeans



* The above data is for reference only

Image: A large drawer demonstrating its capacity to store multiple folded garments, such as T-shirts or jeans.

Durable & Breathable





Image: A medium drawer filled with socks, illustrating its capacity for smaller clothing items.

MAINTENANCE

Proper care will extend the life and appearance of your dresser.


- **Cleaning the Frame and Top:** Wipe the metal frame and wooden top with a soft, damp cloth. Avoid harsh chemicals or abrasive cleaners.
- **Cleaning Fabric Drawers:** The non-woven synthetic fiber drawers can be wiped clean with a damp cloth and air-dried. Do not machine wash or tumble dry the fabric drawers.
- **Spills:** Immediately wipe any spills on the wooden top to prevent staining or damage. The top surface is designed to be waterproof.
- **Inspection:** Periodically check all screws and connections to ensure they remain tight.

Studay Structure

No Deformation



Anti-Tilt Device



Thickened Steel Frame



Image: Close-ups highlighting the waterproof nature of the top, the design of the easy-to-pull handles, the wear-resistant quality of the fabric, and the functionality of the adjustable feet.

TROUBLESHOOTING

Problem	Possible Cause	Solution
Dresser is wobbly or unstable.	Uneven floor surface; loose connections.	Adjust the leveling feet until stable. Check and tighten all assembly screws. Ensure the anti-tipping device is securely installed.
Drawers do not slide smoothly.	Drawer not inserted correctly; obstruction; overloaded drawer.	Ensure the drawer is fully and correctly seated in its slot. Check for any items obstructing the drawer's path. Reduce the load in the drawer if it is too heavy.
Dresser appears to be leaning.	Improper leveling; heavy items placed unevenly.	Re-level the dresser using the adjustable feet. Distribute weight evenly across the top and within drawers.



Size Information

Maximum load capacity 66 Lbs



Image: A diagram showing the overall dimensions of the dresser and the individual sizes of its drawers, along with the maximum weight capacity.

SPECIFICATIONS

Feature	Detail
Brand	OLIXIS
Model Name	CAB-5BC-RUST
Product Dimensions	11.87"D x 38"W x 20.87"H
Color	Rustic Brown Wood Grain Print
Room Type	Bedroom, Closet, Living Room, Hallway, Nursery
Assembly Required	No (minimal setup required)
Item Weight	23.6 pounds
Material	MDF boards, Steel frames, Breathable non-woven synthetic fiber (drawers)

Feature	Detail
Maximum Load Capacity	66 lbs
UPC	762501474970

WARRANTY AND SUPPORT

OLIXIS is committed to providing quality products. For any questions, concerns, or assistance with your dresser, please contact our customer support team. Details regarding specific warranty coverage can typically be found on the product packaging or the official OLIXIS website.

Please have your model number (CAB-5BC-RUST) and purchase information ready when contacting support.

For more information, visit the official [OLIXIS Store on Amazon](#).