

plimpton RM

plimpton 2025 Upgraded Kids Tablet (Model RM) - User Manual

1. INTRODUCTION

This manual provides essential information for the safe and effective use of your plimpton 2025 Upgraded Kids Tablet, Model RM. Please read this manual thoroughly before operating the device and retain it for future reference.



Figure 1: plimpton 2025 Upgraded Kids Tablet

2. GETTING STARTED

2.1. What's in the Box

- plimpton 2025 Upgraded Kids Tablet (Model RM)
- Protective EVA Case
- Power Adapter
- 1.8M Charging Cable
- Tempered Film (Screen Protector)
- User Manual

More cute and practical accessories available here




Figure 2: Included Accessories

2.2. Initial Setup and Power On

1. **Charge the Tablet:** Before first use, fully charge the tablet using the provided power adapter and charging cable. The charging port is typically located on the side of the device.
2. **Power On:** Press and hold the power button (usually on the side or top edge) until the screen illuminates.
3. **Follow On-Screen Prompts:** The tablet will guide you through the initial setup process, including language selection, Wi-Fi connection, and Google account setup.
4. **Google Kids Space Setup:** The tablet comes pre-installed with Google Kids Space. During setup, you will be prompted to configure Kids Space, allowing you to select content categories and set parental controls.
5. **Create User Profile/Avatar:** Personalize the child's experience by creating a unique avatar within Google Kids Space. This includes customizing appearance details.

Video 1: Overview of the plimpton Kids Tablet, including unboxing and initial setup of Google Kids Space.

Video 2: Demonstration of parental controls and avatar customization features within Google Kids Space.

3. OPERATING YOUR TABLET

3.1. Key Features

- **Operating System:** Android 15 for a user-friendly interface and enhanced privacy.
- **Processor:** Rapid 2.0GHz Octa-Core processor for smooth performance.
- **Memory & Storage:** 4GB RAM and 64GB internal storage, expandable up to 1TB via microSD card (sold separately).
- **Display:** 10.1-inch HD IPS Glass Screen with 1280 x 800 resolution, featuring low blue light technology and eye protection mode.
- **Battery:** 6000mAh battery providing approximately 8 hours of usage.
- **Connectivity:** Wi-Fi and Bluetooth 5.3.



Figure 3: Tablet Key Features

3.2. Google Kids Space

Google Kids Space offers a curated selection of apps, books, and videos designed for children aged 3 and above. Content is educator-approved and categorized for easy navigation (e.g., Animals, Arts & Crafts, Music, Science & Nature).



Figure 4: Child interacting with Google Kids Space

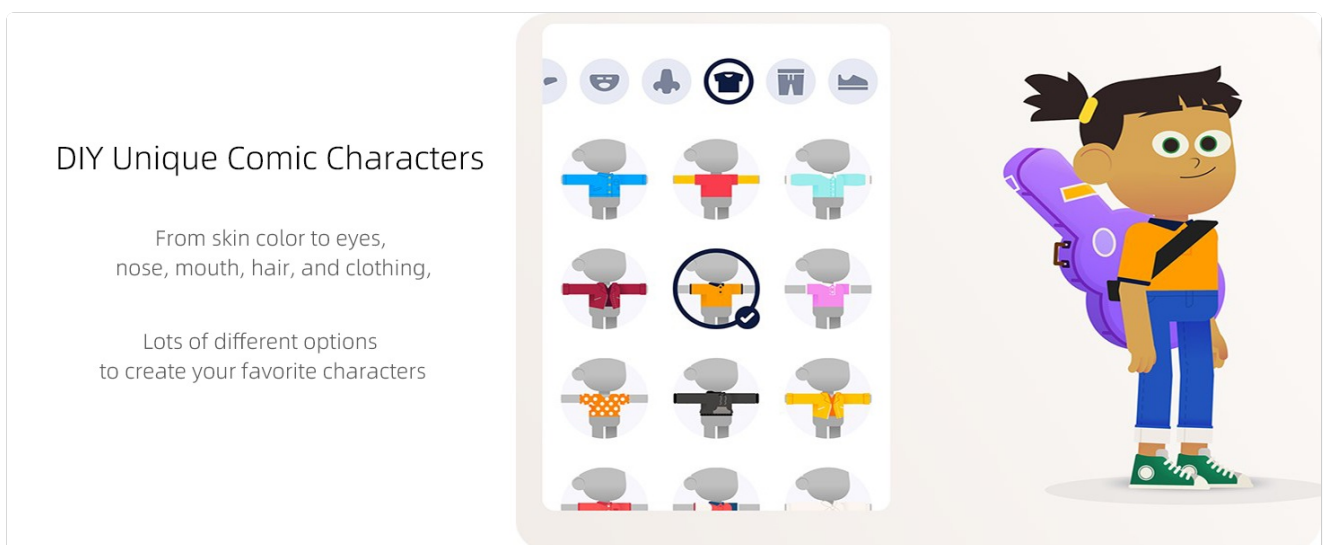


Figure 5: Google Kids Space Interface and Display Quality

3.3. Parental Controls with Google Family Link

Utilize Google Family Link to manage your child's tablet usage. This includes:

- **Content Filtering:** Approve or block apps and websites.
- **Screen Time Limits:** Set daily limits and bedtime schedules for tablet use.
- **App Activity:** Monitor app usage.
- **Device Location:** Track the tablet's location.

High-density EVA foam case fully resists big drop & scratch,
rest assured to let children play with tablet.



Google Kids Space

A kids mode with content to help children discover, create, and grow, available on PlimPad Kids 20 tablet.



Designed with kids' curiosity in mind

With recommended content, kids can explore their latest fascinations in new and engaging ways. Kids can even customize their experience by creating their own character.

Figure 6: Google Family Link Parental Control Interface

3.4. Protective Case

The tablet is housed in a rugged, environmentally friendly EVA protective case. This case is designed to be odorless, resistant to deformation, and provides superior durability and impact resistance. It includes a 360° rotatable bracket for versatile viewing angles.



Figure 7: Tablet in its durable EVA protective case

4. MAINTENANCE AND CARE

- **Cleaning:** Use a soft, lint-free cloth to clean the screen and tablet body. For stubborn smudges, slightly dampen the cloth with water. Avoid harsh chemicals or abrasive materials.
- **Battery Care:** To prolong battery life, avoid fully discharging the tablet frequently. Charge the device when the battery level is low, and avoid leaving it plugged in for extended periods after it's fully charged.
- **Software Updates:** Regularly check for and install system updates to ensure optimal performance and security. Updates can be found in the tablet's settings menu.
- **Storage Management:** Periodically review and delete unnecessary apps, photos, and videos to free up storage space and maintain performance.

5. TROUBLESHOOTING

If you encounter issues with your tablet, refer to the following common solutions:

- **Tablet Not Responding:** If the tablet freezes or becomes unresponsive, press and hold the power button for approximately 10-15 seconds to force a restart.
- **Charging Issues:** Ensure the charging cable and adapter are securely connected to both the tablet and a working power outlet. Try using a different outlet or cable if available.
- **Wi-Fi Connectivity Problems:** Check if Wi-Fi is enabled in the tablet's settings. Restart your Wi-Fi router and then attempt to reconnect the tablet.
- **Poor App Performance:** Close unused applications running in the background. Clear the cache of problematic apps via Settings > Apps > [App Name] > Storage > Clear Cache. Ensure sufficient storage space is available.
- **Screen Brightness/Eye Comfort:** Adjust screen brightness and activate eye protection mode in the display settings to reduce eye strain.

For persistent issues not resolved by these steps, please contact customer support.

6. SPECIFICATIONS

Feature	Specification
Brand	plimpton
Model Name	kids 20 (RM)
Operating System	Android 15
Processor	2 GHz Octa-Core (Allwinner)
RAM	4 GB
Internal Storage	64 GB
Expandable Storage	Up to 1 TB (via microSD card, not included)
Screen Size	10.1 Inches
Screen Resolution	1280 x 800 pixels (HD IPS Glass)
Rear Webcam Resolution	5 MP
Wireless Type	802.11a (Wi-Fi), Bluetooth 5.3
Average Battery Life	8 Hours (6000mAh)
Item Weight	1.12 pounds
Product Dimensions	10.86 x 7.83 x 1.22 inches
Color	Bright Blue

7. WARRANTY AND SUPPORT



7.1. Warranty Information

Your plimpton 2025 Upgraded Kids Tablet (Model RM) comes with a **2-year warranty**. This warranty covers manufacturing defects and ensures the product meets quality standards. Additionally, a **30-day worry-free return and replacement policy** is provided from the date of purchase.

7.2. Customer Support

If you have any questions, require technical assistance, or need to initiate a warranty claim, please contact plimpton customer support. Refer to the contact information provided on the product packaging or the official plimpton website.

Related Documents - RM

<div data-bbox="145 506 282 620"> <p>设计规格:</p> <table border="1"> <tr><td>品牌</td><td>PlimPad P50</td></tr> <tr><td>型号</td><td>523</td></tr> <tr><td>尺寸</td><td></td></tr> <tr><td>重量</td><td>203.7 g</td></tr> <tr><td>分辨率</td><td>1920 x 1080</td></tr> <tr><td>处理器</td><td>Intel Atom Z3740</td></tr> <tr><td>内存</td><td>4 GB</td></tr> <tr><td>存储</td><td>16 GB</td></tr> <tr><td>摄像头</td><td>5.0 MP</td></tr> <tr><td>电池</td><td>4000 mAh</td></tr> </table> </div> <div data-bbox="145 636 282 728"> <p>备注:</p> <ul style="list-style-type: none"> 本产品为定制产品, 仅供参考。 本产品为定制产品, 仅供参考。 本产品为定制产品, 仅供参考。 本产品为定制产品, 仅供参考。 本产品为定制产品, 仅供参考。 本产品为定制产品, 仅供参考。 本产品为定制产品, 仅供参考。 本产品为定制产品, 仅供参考。 本产品为定制产品, 仅供参考。 本产品为定制产品, 仅供参考。 </div>	品牌	PlimPad P50	型号	523	尺寸		重量	203.7 g	分辨率	1920 x 1080	处理器	Intel Atom Z3740	内存	4 GB	存储	16 GB	摄像头	5.0 MP	电池	4000 mAh	<div data-bbox="341 568 641 595" data-label="Section-Header"> <h3>PlimPad P50 User Manual</h3> </div> <div data-bbox="341 607 1329 676" data-label="Text"> <p>User manual for the PlimPad P50 tablet, covering setup, features, troubleshooting, and specifications.</p> </div>
品牌	PlimPad P50																				
型号	523																				
尺寸																					
重量	203.7 g																				
分辨率	1920 x 1080																				
处理器	Intel Atom Z3740																				
内存	4 GB																				
存储	16 GB																				
摄像头	5.0 MP																				
电池	4000 mAh																				
<div data-bbox="145 824 282 940"> <p>设计规格:</p> <table border="1"> <tr><td>品牌</td><td>PlimPad P50</td></tr> <tr><td>型号</td><td>523</td></tr> <tr><td>尺寸</td><td></td></tr> <tr><td>重量</td><td>203.7 g</td></tr> <tr><td>分辨率</td><td>1920 x 1080</td></tr> <tr><td>处理器</td><td>Intel Atom Z3740</td></tr> <tr><td>内存</td><td>4 GB</td></tr> <tr><td>存储</td><td>16 GB</td></tr> <tr><td>摄像头</td><td>5.0 MP</td></tr> <tr><td>电池</td><td>4000 mAh</td></tr> </table> </div> <div data-bbox="145 954 282 1046"> <p>备注:</p> <ul style="list-style-type: none"> 本产品为定制产品, 仅供参考。 本产品为定制产品, 仅供参考。 本产品为定制产品, 仅供参考。 本产品为定制产品, 仅供参考。 本产品为定制产品, 仅供参考。 本产品为定制产品, 仅供参考。 本产品为定制产品, 仅供参考。 本产品为定制产品, 仅供参考。 本产品为定制产品, 仅供参考。 本产品为定制产品, 仅供参考。 </div>	品牌	PlimPad P50	型号	523	尺寸		重量	203.7 g	分辨率	1920 x 1080	处理器	Intel Atom Z3740	内存	4 GB	存储	16 GB	摄像头	5.0 MP	电池	4000 mAh	<div data-bbox="341 882 641 909" data-label="Section-Header"> <h3>PlimPad P50 User Manual</h3> </div> <div data-bbox="341 920 1329 990" data-label="Text"> <p>User manual for the PlimPad P50 tablet, covering setup, features, troubleshooting, and specifications.</p> </div>
品牌	PlimPad P50																				
型号	523																				
尺寸																					
重量	203.7 g																				
分辨率	1920 x 1080																				
处理器	Intel Atom Z3740																				
内存	4 GB																				
存储	16 GB																				
摄像头	5.0 MP																				
电池	4000 mAh																				
<div data-bbox="145 1133 282 1364"> <p>User Manual</p> <p>RM-KPL034&35</p> <p>Function Introduction</p> <p>Specifications</p> <p>Installation</p> <p>Operation</p> <p>Notes</p> </div>	<div data-bbox="341 1176 1168 1205" data-label="Section-Header"> <h3>RM-KPL034&35 User Manual: Wireless CarPlay & Android Auto Adapter</h3> </div> <div data-bbox="341 1216 1380 1323" data-label="Text"> <p>Comprehensive user manual for the RM-KPL034&35 Carplay Box, detailing its functions for wireless CarPlay, Android Auto, video playback (YouTube, Netflix), system setup, and troubleshooting.</p> </div>																				
<div data-bbox="118 1424 312 1668"> <p>Mircom</p> <p>COMMERCIAL FIRE ALARM CONTROL UNITS FA-300 SERIES</p>  <p>Features</p> <p>Specifications</p> <p>Installation</p> <p>Operation</p> <p>Notes</p> </div>	<div data-bbox="341 1460 1026 1487" data-label="Section-Header"> <h3>Mircom FA-300 Series LCD Display Fire Alarm Control Units</h3> </div> <div data-bbox="341 1500 1477 1644" data-label="Text"> <p>Mircom's FA-300 Series fire alarm control panels offer 6 and 12 zone models with integrated UDACT/Digital Communicator, featuring LCD displays and keypads for easy configuration. These panels are suitable for small to medium commercial, institutional, and industrial occupancies, providing reliable fire alarm control and monitoring.</p> </div>																				
<div data-bbox="118 1722 312 1968"> <p>Mircom</p> <p>MARINE FIRE ALARM CONTROL UNIT FA-300-6DDR-CG</p>  <p>Features</p> <p>Specifications</p> <p>Installation</p> <p>Operation</p> <p>Notes</p> </div>	<div data-bbox="341 1774 1458 1800" data-label="Section-Header"> <h3>Mircom FA-300-6DDR-CG Marine Fire Alarm Control Unit - Features, Specifications, and Ordering</h3> </div> <div data-bbox="341 1814 1477 1919" data-label="Text"> <p>Detailed information on the Mircom FA-300-6DDR-CG Marine Fire Alarm Control Unit, including its features, technical specifications, adder modules, remote annunciators, and ordering details. Approved by the US Coast Guard and UL listed.</p> </div>																				



[SonarPen Device Compatibility List and Setup Guide](#)

Comprehensive guide to SonarPen compatibility with Apple, Android, Chromebook, Windows, and Nintendo Switch devices, including setup instructions and a detailed list of supported models.