

[Manuals.plus](#) /

> [TOOBUR](#) /

> TOOBUR Fitness Tracker Watch A200 User Manual

TOOBUR A200

TOOBUR Fitness Tracker Watch A200 User Manual

Model: A200

1. PRODUCT OVERVIEW

The TOOBUR Fitness Tracker Watch A200 is designed to support an active and healthy lifestyle. It features continuous health monitoring, activity tracking, sleep analysis, and smart notifications. This manual provides detailed instructions for setup, operation, and maintenance of your device.



Image 1.1: TOOBUR Fitness Tracker Watch A200. This image displays the sleek design of the fitness tracker, highlighting its compact form factor and wristband.

2. WHAT'S IN THE BOX

- TOOBUR Fitness Tracker Watch A200
- Charging Cable
- User Manual (this document)

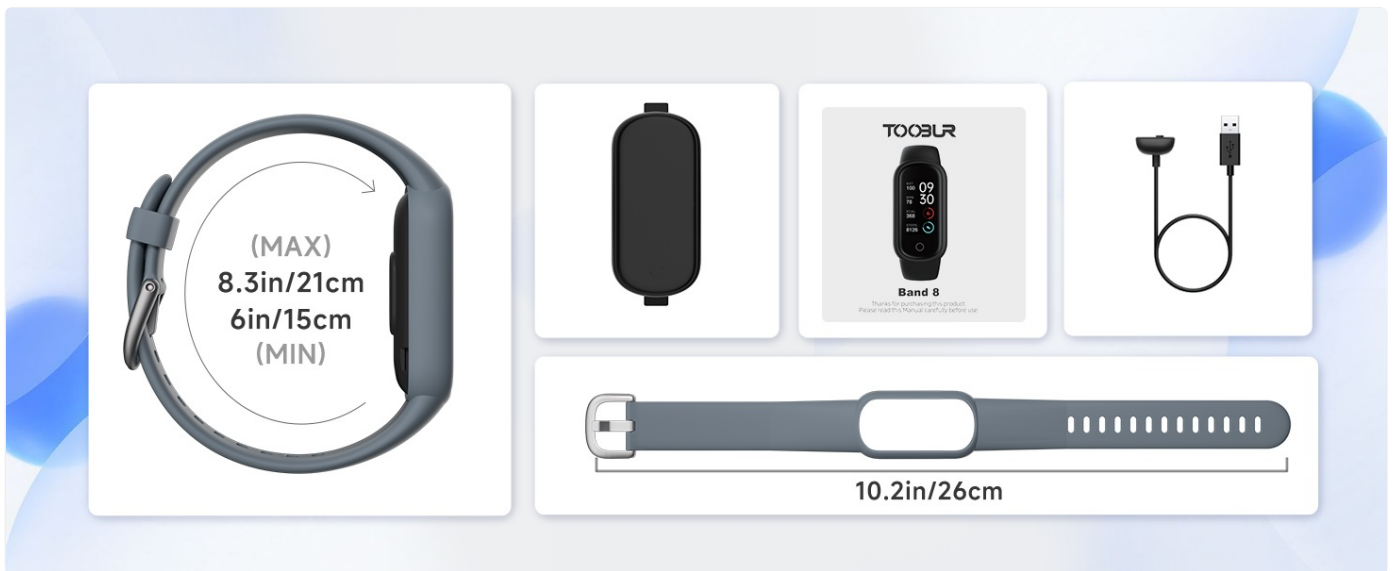


Image 2.1: Box contents and dimensions. This image shows the fitness tracker, charging cable, and manual, along with a diagram illustrating the watch's dimensions.

3. SETUP GUIDE

3.1 Initial Charging

Before first use, charge the fitness tracker for at least 1 hour to activate it. If the battery is completely drained, charge for at least 30 minutes before attempting to power on.

3.2 App Download and Pairing

1. Download the "VeryFit" app from your smartphone's app store (compatible with Android 6.0+ and iOS 9.0+).
2. Ensure Bluetooth is enabled on your smartphone.
3. Open the VeryFit app and follow the on-screen instructions to pair your TOOBUR Fitness Tracker A200.
4. Keep the VeryFit app running in the background and Bluetooth connected to both the phone and the app to ensure continuous data syncing and notification reception.



Image 3.1: Important notes on initial charging and Bluetooth connection. This graphic provides key instructions for activating the device and maintaining a stable connection with the VeryFit app.

4. OPERATING INSTRUCTIONS

4.1 Basic Navigation

The TOOBUR A200 features a touchscreen interface. Swipe up, down, left, or right to navigate through menus and tap to select options.

4.2 Health Monitoring

The device continuously monitors your heart rate, stress levels, and blood oxygen (SpO2). Real-time data is displayed on the watch and synchronized with the VeryFit app for detailed analysis.



Image 4.1: Health monitoring features. The image shows the watch displaying heart rate, stress levels, and blood oxygen saturation, indicating its capability to track these vital metrics.

4.3 Activity Tracking

The A200 meticulously records your daily steps, distance covered, and calories burned, providing a comprehensive overview of your physical activity.



24/7 Activity Tracking



402
Kcal



10226
Steps



4.35
Mi



Image 4.2: Daily activity tracking. This image illustrates the watch displaying tracked data such as calories burned, steps taken, and distance covered during an activity.

4.4 Sleep Tracking

Monitor your sleep patterns in three modes: awake, light sleep, and deep sleep. The VeryFit app provides insights and tips to improve your sleep quality based on the collected data.



Image 4.3: Sleep tracking functionality. The watch screen shows deep sleep and light sleep durations, indicating its ability to analyze sleep stages.

4.5 Sport Modes

The tracker supports 14 specialized sport modes to accurately record workout data. Select the appropriate mode before starting your exercise for precise tracking.



Image 4.4: Selection of 14 sport modes. This image displays the watch interface with various sport icons, demonstrating the range of activities it can track.

4.6 Smart Notifications

Receive instant updates for calls, text messages, and app notifications directly on your wrist when connected via Bluetooth to your smartphone.

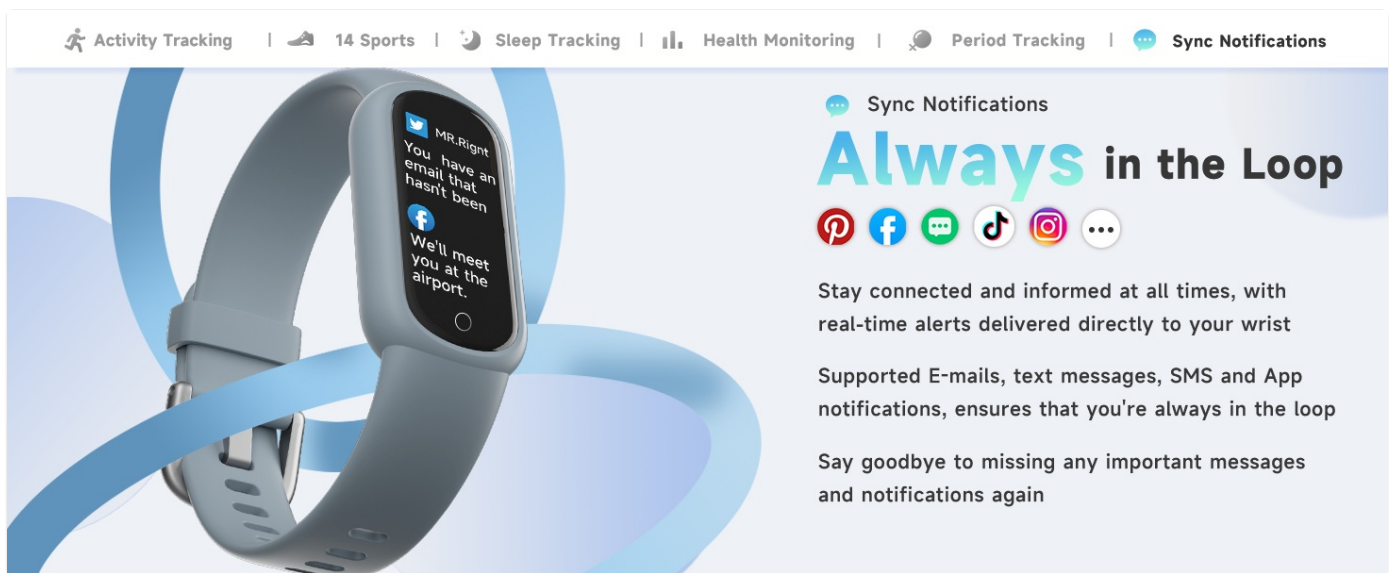


Image 4.5: Sync notifications feature. The watch screen shows an example of an email notification, indicating its ability to display alerts from connected apps.

4.7 Additional Functions

The TOOBUR A200 includes several other useful features:

- **Weather Forecast:** View current weather conditions.
- **Find My Phone:** Locate your paired smartphone.
- **Music Control:** Manage music playback on your phone.
- **Female Cycle Tracking:** Monitor and predict menstrual cycles.
- **Call Reminder:** Get alerts for incoming calls.
- **Alarm Clock:** Set alarms for daily reminders.
- **Timer/Stopwatch:** Utilize timing functions for various activities.

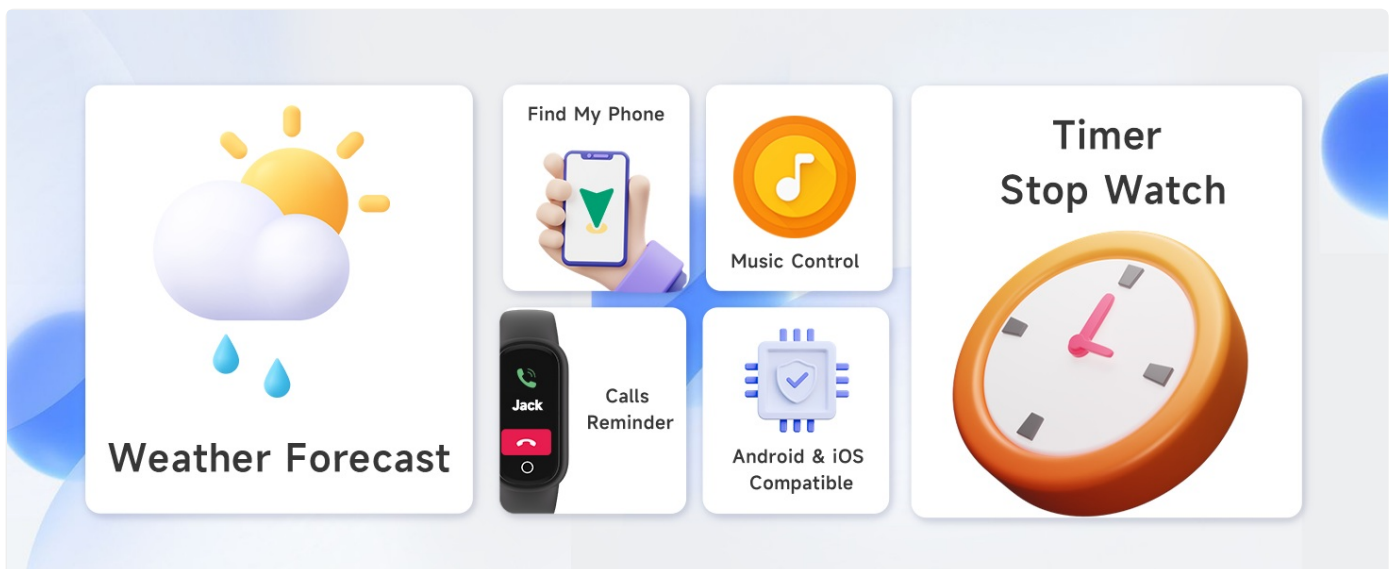


Image 4.6: Overview of additional functions. This graphic highlights features such as weather forecast, find my phone, music control, call reminders, and timer/stopwatch.

4.8 Water Resistance

The TOOBUR A200 is IP68 waterproof, allowing for use during activities like showering, swimming, and washing hands. It is waterproof up to 10 meters. Avoid use in high humidity or corrosive environments such as seawater or spas.



The image is a composite. The top portion shows a swimmer in a black swimsuit and blue goggles swimming underwater in clear blue water. The bottom-left portion shows a close-up of a grey fitness tracker with a black screen. The screen displays a swimmer icon, the time 10:02, 'Exercise duration' with a large yellow '00:26:40', and 'Calories' with a large yellow '215 kcal'. The bottom-right portion is a white rounded rectangle containing the text 'IP68 Waterproof' in large blue and black font. Below this are five icons in colored circles: a red cloud with rain for 'Raining', a blue swimmer for 'Swimming', a green shower for 'Bathing', a purple '10' in a circle for 'Waterproof up to 10m', and a yellow hand being washed for 'Washing hands'. At the bottom of this white box is the text 'Not applicable to high corrosive places like seawater'.

IP68 Waterproof

- Raining
- Swimming
- Washing hands
- Bathing
- Waterproof up to 10m

Not applicable to high corrosive places like seawater

Image 4.7: IP68 Waterproof feature. The image shows the fitness tracker being worn during swimming, demonstrating its water resistance capabilities.

5. MAINTENANCE

5.1 Charging

The device has a 110 mAh battery capacity. A full charge takes approximately 2 hours and provides 5-7 days of typical usage, or up to 30 days standby time. Battery life may vary with heavy usage.



Image 5.1: Battery life details. This graphic illustrates the battery capacity, charging time, and typical usage duration of the fitness tracker.

5.2 Cleaning

Regularly clean your fitness tracker and wristband to prevent skin irritation and maintain device functionality. Use a soft, damp cloth to wipe the device. Avoid harsh chemicals or abrasive materials.

6. TROUBLESHOOTING

6.1 Bluetooth Connection Issues

- Ensure the VeryFit app is running in the background on your smartphone.
- Verify that Bluetooth is enabled on both your fitness tracker and smartphone.
- If the connection repeatedly disconnects, try restarting the watch and your phone's Bluetooth.

6.2 General Device Issues

- If the device is unresponsive, ensure it is sufficiently charged.
- For persistent issues, consult the detailed function introduction and precautions documents available within the VeryFit App.

7. SPECIFICATIONS

Feature	Detail
Model Name	A200
Brand	TOOBUR
Operating System Compatibility	Android 6.0+ / iOS 9.0+
Connectivity Technology	Bluetooth
Special Features	Activity Tracker, Lightweight, Multisport Tracker
Battery Cell Composition	Lithium Polymer
Battery Capacity	110 mAh

Battery Charge Time	2 Hours
Typical Usage Battery Life	5-7 Days
Standby Battery Life	Up to 30 Days
GPS Functionality	Via Smartphone
Water Resistance Level	IP68 Waterproof (up to 1.5 Meters)
Human Interface Input	Touchscreen
Metrics Measured	Heart Rate, Stress, Sleep Duration, Distance, Step Count, Calories Burned
Display Type	LCD
Resolution	240 x 240
Item Weight	0.02 Kilograms
Band Material Type	Silicone

8. WARRANTY AND SUPPORT

8.1 Warranty Information

The TOOBUR Fitness Tracker Watch A200 comes with a 12-month limited warranty from the date of purchase. Please retain your proof of purchase for warranty claims.

8.2 Customer Support

For further assistance, technical support, or warranty inquiries, please refer to the contact information provided in the VeryFit app or on the official TOOBUR website.

