

Manuals+

[Q & A](#) | [Deep Search](#) | [Upload](#)

manuals.plus /

› [ZYHKON](#) /

› [ZYHKON Z9Pro Wireless Earbuds User Manual](#)

ZYHKON Z9Pro

ZYHKON Z9Pro Wireless Earbuds User Manual

Model: Z9Pro | Brand: ZYHKON

INTRODUCTION

Thank you for choosing the ZYHKON Z9Pro Wireless Earbuds. These earbuds feature advanced Bluetooth 5.4 connectivity, Hybrid Active Noise Cancelling (ANC), Environmental Noise Cancellation (ENC), Hi-Fi stereo sound, and a revolutionary touchscreen charging case. This manual provides detailed instructions to help you get the most out of your new earbuds.



Image: The ZYHKON Z9Pro Wireless Earbuds in their navy blue charging case, showcasing the interactive touchscreen display.

1. SETUP

1.1 What's Included

- Headphones (Left/Right) x 2
- USB-C charging cable x 1
- Portable charging box x 1
- User manual x 1
- Multiple sizes of ear tips (L/M/S)

1.2 Initial Charging

Before first use, fully charge the earbuds and the charging case. Connect the provided USB-C cable to the charging port on the case and a power source. The touchscreen display will show the battery levels of both earbuds and the case.



Image: The ZYHKON Z9Pro charging case connected via USB-C, illustrating the 48-hour total playtime and individual earbud battery life.

1.3 Pairing with Your Device

1. Ensure the charging case is charged and open the lid. The earbuds will automatically enter pairing mode.
2. On your device (smartphone, tablet, laptop), enable Bluetooth.
3. Search for "Z9Pro" in the list of available Bluetooth devices and select it to connect.
4. Once connected, the touchscreen display on the case will indicate a successful connection, and you can begin using your earbuds.



IOS



New Bluetooth **5.4** Technology and One-step Pairing

Image: A visual representation of the ZYHKON Z9Pro earbuds highlighting the advanced Bluetooth 5.4 technology for stable and fast connections.



Image: The ZYHKON Z9Pro earbuds demonstrating one-step auto pairing with a smartphone and illustrating the various smart touch control functions.

1.4 Fitting the Earbuds

For optimal sound quality and comfort, choose the ear tips that best fit your ears. The Z9Pro comes with L, M, and S size ear tips. Gently insert the earbuds into your ear canal and twist slightly to secure them.

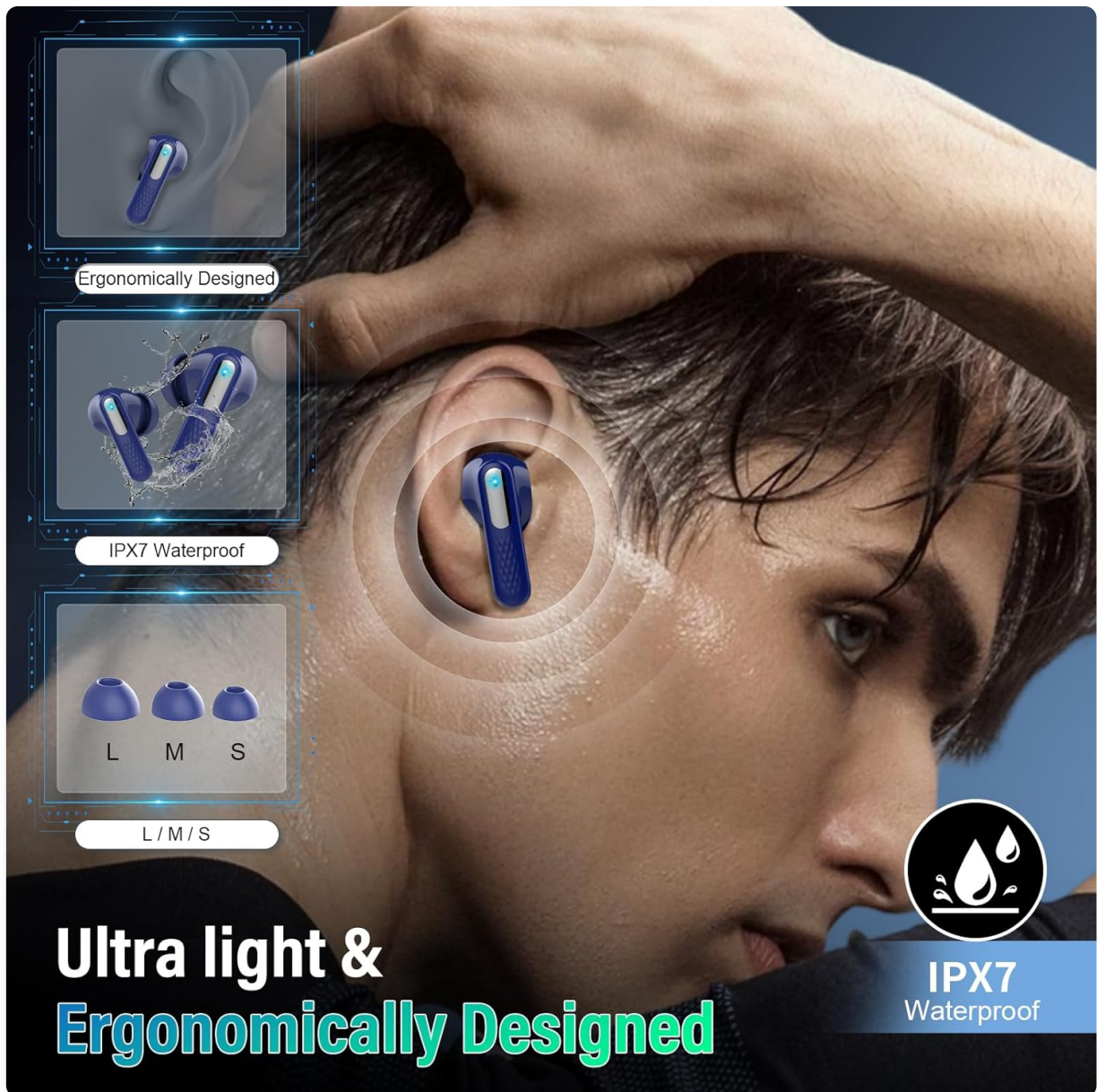


Image: A diagram illustrating the ergonomic design of the ZYHKON Z9Pro earbuds, their IPX7 waterproof rating, and the included L, M, and S ear tip sizes for a comfortable fit.

2. OPERATING YOUR EARBUDS

2.1 Touchscreen Case Functions

The Z9Pro charging case features a full-color LED touchscreen that provides intuitive control over various functions without needing your phone.

- **Battery Display:** View the battery percentage of both earbuds (L/R) and the charging case.
- **Noise Reduction Modes:** Switch between ANC (Active Noise Cancelling), Transparency Mode, and Normal Mode.
- **EQ Modes:** Select from 5 customizable equalizer modes (Standard, Rock, Jazz, Pop, Classic).
- **Volume Control:** Adjust the playback volume directly from the case.
- **Find My Earphone:** Activate a sound on the earbuds to help locate them if misplaced.
- **Camera Control:** Use the case to remotely trigger your phone's camera shutter.
- **Flashlight Function:** The case can function as a small flashlight.
- **Time Display:** Shows the current time.
- **Settings:** Access additional settings and information.

Swipe left and right on the touchscreen to navigate between different interfaces.



Image: The ZYHKON Z9Pro charging case's touchscreen interface displaying its rich functions, including noise reduction settings, volume control, earbud locator, and camera remote.

2.2 Earbud Touch Controls

Each earbud features touch-sensitive controls for convenient operation.

- **Answer/Hang Up Call:** Single tap on either earbud.
- **Play/Pause Music:** Single tap on either earbud.
- **Next Song:** Double tap the right earbud.
- **Previous Song:** Double tap the left earbud.
- **Activate Voice Assistant (Siri/Google Assistant):** Triple tap either earbud.
- **ANC Mode Switching:** Long press either earbud to cycle through ANC, Transparency, and Normal modes.

2.3 Noise Cancellation Modes (ANC & ENC)

The Z9Pro earbuds are equipped with Hybrid Active Noise Cancelling (ANC) and Environmental Noise Cancellation (ENC) for an immersive audio experience and clear calls.

- **ANC Mode:** Blocks up to 38dB of ambient noise, ideal for noisy environments like commutes or

offices.

- **Transparency Mode:** Allows you to hear your surroundings while still enjoying your audio, useful for awareness in public spaces.
- **Normal Mode:** Standard audio playback without noise cancellation.
- **ENC (Environmental Noise Cancellation):** Filters out up to 90% of background chatter during phone calls, ensuring your voice is crystal clear to the recipient.



Image: A visual illustrating the effectiveness of the ZYHKON Z9Pro's ANC and ENC technology, capable of blocking up to 38dB of external noise for clear audio and calls.

2.4 Hi-Fi Sound Quality & EQ Modes


Experience pristine audio with 14.2mm diaphragm speaker drivers. Customize your listening experience with 5 distinct EQ modes accessible via the charging case touchscreen.

- **Standard:** Balanced sound profile.
- **Rock:** Enhanced bass and treble for energetic music.
- **Jazz:** Smoother, warmer tones for instrumental music.
- **Pop:** Clear vocals and punchy beats.
- **Classic:** Rich, full sound for classical and acoustic genres.

Superior **Hi-Fi** Stereo Sound Quality

14.2MM

speakers for an immersive
experience



Bluetooth 5.4

Image: An exploded view of the ZYHKON Z9Pro earbud, highlighting the 14.2mm speaker drivers responsible for its superior Hi-Fi stereo sound quality.

5 EQ Modes Redefine Your Music!

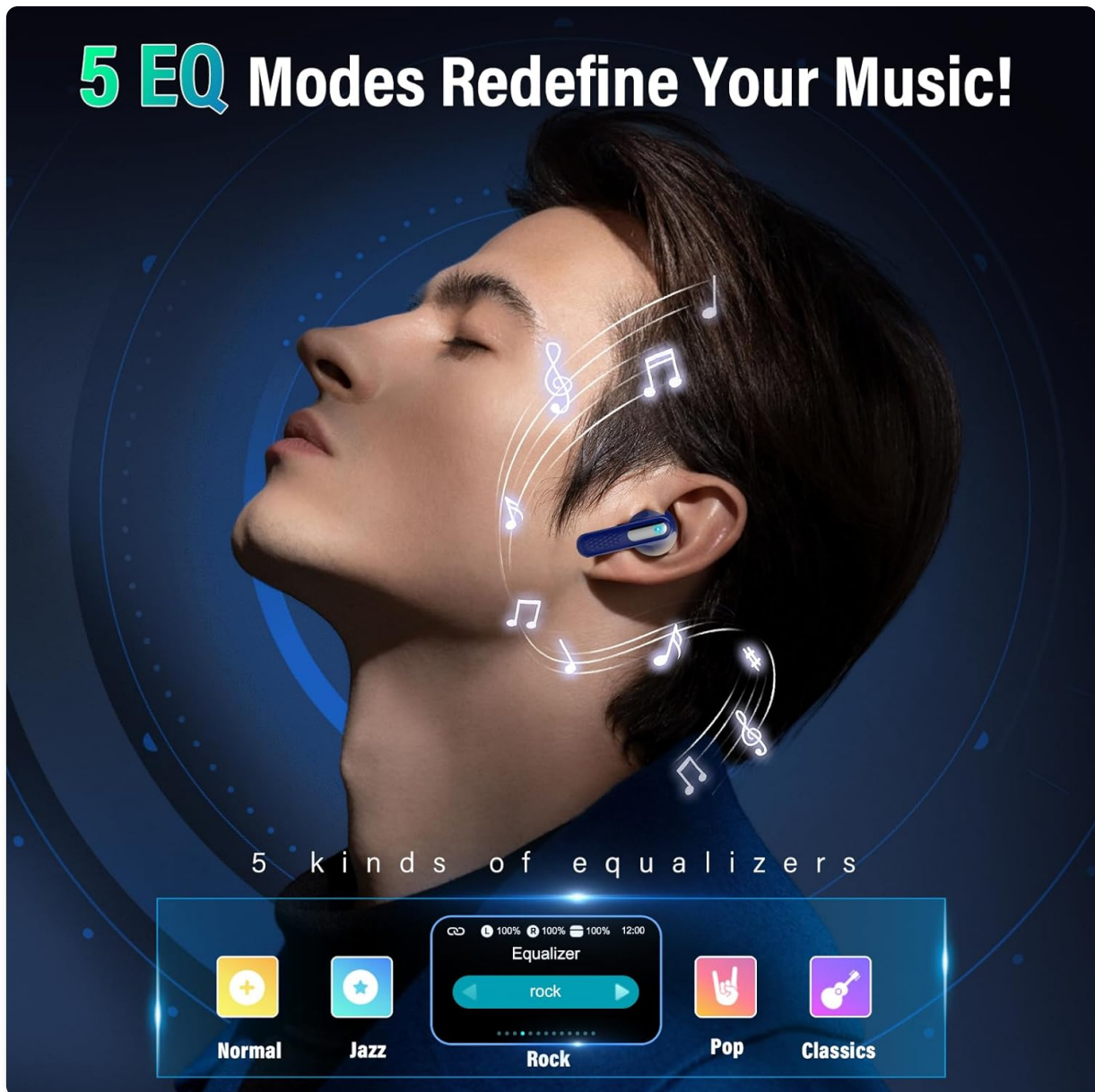


Image: A user enjoying music with ZYHKON Z9Pro earbuds, with an overlay showing the five customizable EQ modes available on the charging case's touchscreen.

2.5 Battery Life and Charging

The Z9Pro earbuds offer extended playtime for all-day use.

- **Single Charge Playtime:** Up to 6-8 hours of high-quality audio output.
- **Total Playtime with Charging Case:** Up to 48 hours.
- **Charging Time:** Approximately 1.5 hours for a full charge of the earbuds and case.
- **Charging Interface:** USB-C for fast and convenient charging.

3. MAINTENANCE AND CARE

- **Cleaning:** Regularly clean the earbuds and charging case with a soft, dry, lint-free cloth. Do not use harsh chemicals or abrasive materials.
- **Ear Tips:** Remove and clean the ear tips periodically with water and mild soap, then dry thoroughly before reattaching.
- **Storage:** When not in use, store the earbuds in their charging case to protect them and keep them charged.
- **Water Resistance:** The earbuds are IPX7 waterproof, meaning they can withstand submersion in up

to 1 meter of water for 30 minutes. This makes them suitable for workouts and light rain. However, the charging case is not waterproof. Do not expose the charging case to water.

- **Avoid Extreme Temperatures:** Do not expose the earbuds or case to extreme temperatures (hot or cold) or direct sunlight for prolonged periods.

4. TROUBLESHOOTING

Problem	Possible Solution
Earbuds not pairing/connecting.	<ol style="list-style-type: none">1. Ensure earbuds are charged and the case lid is open.2. Turn off and on Bluetooth on your device.3. Forget "Z9Pro" from your device's Bluetooth list and try pairing again.4. Perform a factory reset (refer to touchscreen case settings or user manual for specific steps).
No sound or low volume.	<ol style="list-style-type: none">1. Check earbud and device volume levels.2. Ensure earbuds are properly seated in your ears.3. Reconnect the earbuds to your device.4. Clean any debris from the earbud speakers.
Charging case not charging.	<ol style="list-style-type: none">1. Check the USB-C cable and power adapter.2. Ensure the charging port is clean and free of debris.3. Try a different charging cable or power source.
ANC/Transparency mode not working.	<ol style="list-style-type: none">1. Ensure earbuds are properly worn and sealed in your ear canal.2. Cycle through the modes using the earbud touch control or the touchscreen case.3. Ensure earbuds are clean and free of obstructions.

5. SPECIFICATIONS

Feature	Detail
Model Name	Z9Pro
Brand	ZYHKON
Connectivity Technology	Wireless (Bluetooth 5.4)
Earpiece Shape	In-Ear
Control Method	Touch (Earbuds & Case Touchscreen)
Audio Driver Type	Dynamic Driver (14.2mm)
Noise Cancellation	Hybrid Active Noise Cancelling (ANC) & Environmental Noise Cancellation (ENC)

Feature	Detail
Water Resistance Level	IPX7 Waterproof (Earbuds only)
Frequency Range	20 Hz - 20,000 Hz
Single Charge Playtime	6-8 hours
Total Playtime (with case)	Up to 48 hours
Charging Interface	USB-C
Compatible Devices	Cellphones, Tablets, Laptops (iOS, Android, Windows)
Material	Acrylonitrile Butadiene Styrene (ABS), Silicone
Item Weight	3.52 ounces
Package Dimensions	3.54 x 3.19 x 1.26 inches

6. WARRANTY AND SUPPORT

ZYHKON products are designed and manufactured to the highest quality standards. For specific warranty information, please refer to the warranty card included in your product packaging or visit the official ZYHKON website. Keep your purchase receipt as proof of purchase.

For technical support, troubleshooting assistance, or any inquiries regarding your ZYHKON Z9Pro Wireless Earbuds, please contact ZYHKON customer service through their official website or the contact information provided in your product documentation.

Note: Product specifications and features are subject to change without prior notice.