

## Manuals+

[Q & A](#) | [Deep Search](#) | [Upload](#)

manuals.plus /

› [Midea](#) /  
› [Midea 45 cm Dishwasher, 10 Place Settings - Freestanding Dishwasher - Compact with 8 Wash Programs - Antibacterial Filter and Time Programming New Model 45 CM | 10 Place Settings | WHITE | 2025](#)

### Midea MDWEF1034CW-WG-EU

# Midea 45 cm Dishwasher User Manual

Model: MDWEF1034CW-WG-EU

## INTRODUCTION

Welcome to the user manual for your new Midea 45 cm freestanding dishwasher. This manual provides essential information for the safe and efficient operation, installation, and maintenance of your appliance. Please read it thoroughly before first use and keep it for future reference.

## IMPORTANT SAFETY INSTRUCTIONS

- Read all instructions before using the appliance.
- This appliance is intended for household use only.
- Do not allow children to play with the appliance.
- Ensure the appliance is properly grounded.
- Do not operate the dishwasher if it is damaged.
- Always disconnect the appliance from the power supply before cleaning or maintenance.

## SETUP AND INSTALLATION

Your Midea dishwasher is designed for freestanding installation. Ensure adequate space and proper connections for water and electricity.

## Dimensions

The dishwasher dimensions are crucial for proper placement.

# Aplicación SmartHome



Image showing the Midea dishwasher with its dimensions: 60 cm depth, 44.8 cm width, and 84.5 cm height. This helps in planning the installation space.



Image illustrating the required cabinet space for installation, including depth, width, and height, ensuring a proper fit.

## Initial Setup

- Unpack the dishwasher and remove all packaging materials.
- Position the dishwasher on a level, stable surface.
- Connect the water inlet hose to a cold water supply.
- Connect the drain hose to a suitable drain.

- Plug the power cord into a grounded electrical outlet (220 Volts).
- Fill the salt dispenser and rinse aid dispenser as per the instructions in the full user manual.

## OPERATING INSTRUCTIONS

---

Your Midea dishwasher offers a variety of programs and features for optimal cleaning.

### Control Panel




Image displaying the dishwasher's control panel, highlighting buttons for power, Wi-Fi, program selection, delay start, and other functions.

### Loading the Dishwasher

The dishwasher is designed to accommodate 10 place settings. The upper basket is adjustable to fit taller items.





**Ahorra en tus facturas, solo  
necesita 9 litros de agua**

Image showing the interior of the dishwasher with dishes loaded, demonstrating the capacity and arrangement of the baskets.

# Cesta superior ajustable

Aumenta 50 mm

50  
mm

Elevación

Max. 300mm

10

Juegos de vajilla

## Capacidad de carga para 10 juegos de vajillas

Abarca 110 piezas de cubiertos



x7



x14



x14



x7



x1



x1



x7



x2



x1



x1



x7



x7



x7



x7



x7



x74




Image illustrating the adjustable upper basket, which can be raised by 50mm to accommodate items up to 300mm tall, increasing loading flexibility.



# Dimensiones del producto y medidas necesarias para la instalación



Diagram detailing the dishwasher's capacity for 10 place settings, including specific counts for cups, mugs, plates, bowls, and cutlery.

## Wash Programs

Select from 8 available wash programs to suit your needs.

# 8 Programas de lavado para cada necesidad




Image showing the various wash programs available on the dishwasher's control panel, such as Auto, Hygiene Care+, Eco, Rapid, and Cloud programs.

- **Auto:** Automatically detects the soil level and adjusts the wash cycle.
- **Hygiene Care+:** Provides enhanced hygiene for heavily soiled items.
- **Eco:** Energy-efficient program for normal soiled dishes.
- **Rapid:** Quick wash for lightly soiled items.



- **Half Load:** An economical solution for washing fewer dishes, saving water and energy.



## MEDIA CARGA

Solución rentable si necesitas lavar menos platos.

Image illustrating the half-load function, which is a cost-effective solution when you have fewer dishes to wash.

### SmartHome Connectivity

Control your dishwasher remotely using the MSmartLife application.

# Certificación de higiene dorada



## Método de prueba para el sello de "Higiene Viral Nivel 3"

Probado por la Universidad de Albstadt-Sigmaringen y  
galardonado con el Sello Dorado de Higiene Viral - Nivel  
3 por el Instituto de Higiene Integrativa y Virología -  
Influenc\_H

Image showing a smartphone displaying the MSmartLife app interface, controlling the dishwasher remotely.



# CONECTIVIDAD

Control total a través de la aplicación MSmartLife.

Diagram illustrating the total control available through the MSmartLife application, showing how the dishwasher connects to your smart home system.

## MAINTENANCE AND CARE

---

Regular maintenance ensures the longevity and optimal performance of your dishwasher.

### Antibacterial Filter

The dishwasher features an antibacterial filter designed to prevent the accumulation of microorganisms.






## FILTRO ANTIBACTERIAS

Fabricado con material especial que evita la acumulación de microorganismos.

Image of the antibacterial filter, highlighting its special material that prevents microorganism buildup.

### Golden Hygiene Certification

This dishwasher guarantees hygienic cleaning, eliminating 99.9% of viruses.



# GOLDEN HYGIENE

Garantiza una  
limpieza higiénica  
eliminando el 99.9%  
de virus.

Image displaying the Golden Hygiene certification logo, indicating that the dishwasher eliminates 99.9% of viruses.

## Cleaning the Dishwasher

- Regularly clean the spray arms, filters, and interior of the dishwasher.
- Use a damp cloth to wipe down the exterior.
- Refer to the full user manual for detailed cleaning instructions for specific components.

## TROUBLESHOOTING

Before contacting customer service, please refer to the following common issues and solutions.

- **Dishwasher not starting:** Check if the power cord is properly plugged in and the door is securely closed. Ensure the water supply is turned on.
- **Dishes not clean:** Check if spray arms are blocked, filters are clean, and detergent dispenser is not obstructed. Ensure dishes are loaded correctly.
- **Water not draining:** Check the drain hose for kinks or blockages. Clean the filter system.

For more detailed troubleshooting, consult the comprehensive user manual provided with your appliance.

## TECHNICAL SPECIFICATIONS

Feature	Specification
Model Number	MDWEF1034CW-WG-EU
Dimensions (W x D x H)	44.8 x 60 x 84.5 cm
Weight	36 kg
Place Settings	10
Energy Consumption	76 kWh/100 cycles
Water Consumption (Eco program)	9.0 Liters
Noise Level	49 dB

Voltage	220 Volts
Installation Type	Freestanding
Control Type	Application

For detailed energy information, refer to the EPREL database:<https://eprel.ec.europa.eu/qv/1865123>

# Ficha de información del producto

REGLAMENTO DELEGADO (UE) 2019/2017 DE LA COMISIÓN en lo relativo al etiquetado energético de los aparatos de refrigeración domésticos

**Nombre o marca comercial del proveedor:** MIDEA

**Dirección del proveedor:** Midea Italia S.r.l. a socio unico, Viale Luigi Bodio 29/37, 20158 Milan, IT

**Identificador del modelo:** MDWEF1034CW-WG-EU

**Parámetros generales del producto:**

Parámetro	Valor	Parámetro	Valor	
Capacidad asignada <sup>(a)</sup> (ps)	10	Dimensiones en cm	Altura	85
			Anchura	45
			Profundidad	60
IEE <sup>(a)</sup>	55,9	Clase de eficiencia energética <sup>(a)</sup>	E	
Índice de eficiencia del lavado <sup>(a)</sup>	1,125	Índice de eficiencia del secado <sup>(a)</sup>	1,065	
Consumo de energía en kWh [por ciclo], sobre la base del programa eco utilizando una carga con agua fría. El consumo real de energía dependerá de cómo se utilice el aparato.	0,755	Consumo de agua en litros [por ciclo], sobre la base del programa eco. El consumo real de agua dependerá de cómo se utilice el aparato y de la dureza del agua.	9,0	
Duración del programa <sup>(a)</sup> (h:min)	3:55	Tipo	de libre instalación	
Ruido acústico aéreo emitido <sup>(a)</sup> (dB(A) re 1 pW)	49	Clase de ruido acústico aéreo emitido <sup>(a)</sup>	C	
Modo apagado (W) (si procede)	0,49	Modo preparado (W) (si procede)	-	
Inicio aplazado (W) (si procede)	1,00	Modo preparado en red (W) (si procede)	-	

**Duración mínima de la garantía ofrecida por el proveedor:** 24 meses

**Información adicional:**

Enlace al sitio web del proveedor, en el que se encuentra la información contemplada en el punto 6 del anexo II del Reglamento (UE) 2019/2022 de la Comisión: [www.midea.com](http://www.midea.com)

<sup>(a)</sup> para el programa «eco».



Modelo introducido en el mercado de la Unión desde 06/12/2023



**Número de registro EPREL:** 1865123

<https://eprel.ec.europa.eu/qr/1865123>

**Proveedor:** MIDEA ITALIA SRL (Importador)

**Sitio web:**

**Servicio de atención al cliente:**

**Nombre:** Midea Italia S.r.l. a socio unico

**Sitio web:** <https://www.midea.com/it>

**Correo electrónico:** [assistenza@midea.com](mailto:assistenza@midea.com)

**Teléfono:** +390296193015

**Dirección:**

Viale Luigi Bodio 29/37

20158 Milan

Italia

Image of the energy label for the Midea dishwasher, indicating its energy efficiency class E, annual energy consumption, water consumption, and noise level.



Image of the product information sheet, providing a comprehensive overview of the dishwasher's technical parameters, including capacity, energy consumption, water consumption, and noise level.

## WARRANTY INFORMATION

Your Midea dishwasher comes with a standard manufacturer's warranty.

- **Warranty Period:** 24 months from the date of purchase.
- **Coverage:** Covers defects in materials and workmanship under normal use.
- **Exclusions:** Does not cover damage due to misuse, accident, unauthorized repair, or normal wear and tear.

Please retain your proof of purchase for warranty claims. For full terms and conditions, refer to the detailed warranty information included in your user manual.





## CUSTOMER SUPPORT

For technical assistance, spare parts, or service requests, please contact Midea customer support.

- **Manufacturer:** Midea
- **Importer:** MIDEA ITALIA S.R.L. a socio unico
- **Email:** [assistenza@midea.com](mailto:assistenza@midea.com)
- **Website:** <https://www.midea.com/it>
- **Phone:** +390296193015

You can also visit the official Midea store on Amazon for more products and information:[Midea Amazon Store](#)

### Related Documents - MDWEF1034CW-WG-EU

 <p>Dishwasher Instruction Manual PART I - Generic Version TORRINO</p> 	<p><a href="#">Midea Dishwasher Instruction Manual - TORRINO</a></p> <p>Comprehensive instruction manual for the Midea TORRINO dishwasher, covering safety information, product overview, usage, maintenance, installation, and troubleshooting.</p>
 <p>Dishwasher Instruction Manual PART I - Generic Version TORRINO</p> 	<p><a href="#">Midea Dishwasher Instruction Manual - TORRINO</a></p> <p>Comprehensive instruction manual for the Midea TORRINO dishwasher, covering safety information, product overview, usage instructions, installation, and troubleshooting.</p>



	<p><a href="#">Midea MDWPF1233F Dishwasher User Manual</a></p> <p>Comprehensive user manual for the Midea MDWPF1233F(W)-WG and MDWPF1233F(SS)-WG dishwashers, covering installation, operation, maintenance, and troubleshooting.</p>
	<p><a href="#">Midea Dishwasher User Manual for MDWEF1433D Series</a></p> <p>Comprehensive user manual for Midea MDWEF1433D(W)-WG-UK and MDWEF1433D(SS)-WG-UK dishwashers. Includes safety, installation, operation, maintenance, and troubleshooting guides.</p>
	<p><a href="#">Midea Dishwasher Instruction Manual - MDWCSS, MDWCW</a></p> <p>Comprehensive instruction manual for Midea dishwashers, models MDWCSS and MDWCW. Covers operation, loading, maintenance, troubleshooting, and technical specifications for optimal use.</p>
	<p><a href="#">OleumTech DH1 Base Unit / DH2 Wireless Gateway User Guide</a></p> <p>User guide for OleumTech DH1 Base Unit and DH2 Wireless Gateway. Covers installation, configuration, operation, and troubleshooting for industrial wireless sensor networks. Learn about Breez® software and advanced networking.</p>

[illegible][illegible]

[\[pdf\]](#)

Karta informacyjna produktu ROZPORZDZENIE DELEGOWANE KOMISJI UE  
2019/2017 w odniesieniu do etykie ... Midea Italia S.r.l. a socio unico, Viale Luigi  
Bodio 29/37, 20158 Milan, IT Identyfikator modelu: **MDWEF1034CW-WG-EU** Oglne  
parametry produktu: Parametr Warto Parametr Warto Wysoko 85 Pojemno z...  
lang:pl score:39 filesize: 91.4 K page count: 2 document date: 2025-06-18

INSTRUKCJA MDWEF1034CW WG EU

podczas ostatniego płukania w programie używany jest płyn zmywarki W przypadku wątpliwości skontaktuj się z hydraulikiem z [midea\\_content\\_dam\\_aem\\_pl\\_products\\_mdwe1034cw\\_wg\\_eu](mailto:midea_content_dam_aem_pl_products_mdwe1034cw_wg_eu) |||

1 A 2 A 1. : PANTONE B LACK C 2. 145X210MM 3. B B C C MDWEF1034CSS- WG-  
EU MDWEF103 ... 1 1 1 1 2 Zmywarka do naczy Pobierz aplikacj i aktywuj produkt  
PODRCZNIK UYTKOWNIKA **MDWEF1034CW-WG-EU** MDWEF1034CSS-WG-EU  
Ostrzeżenia: Naley uwanie przeczyta podręcznik użytkownika przed ...  
lang:pl score:36 filesize: 5.25 M page\_count: 47 document date: 2025-05-23

[\[pdf\]](#) User Manual Diagram

This manual is created by Midea and reserves all copyrights thereof MU00033535 d7rh5s3nxm4  
cloudfront net CMP7249 files |||

1 A 2 A 1. : PANTONE B LACK C 2. 145X210MM 3. B B C C MDWEF1034CSS-WG-  
EU 6710033495 **MDWEF1034CW-WG-EU** W7634C midea D REV. 00 1:1 D 8 0 G 1 1  
1 1 2 Lavavajillas PLACEHOLDER FOR QR CODE Download the app activate  
product MAN...

lang:es score:29 filesize: 10.67 M page count: 89 document date: 2024-11-28

### RED Declaration of Conformity (DoC)

42

lang:en score:29 filesize: 43.57 K page\_count: 1 document date: 2025-06-25