

BUGANI B10

BUGANI B10 Open Ear Headphones User Manual

Model: B10

1. INTRODUCTION

Thank you for choosing the BUGANI B10 Open Ear Headphones. These headphones are designed to provide a comfortable listening experience while allowing you to remain aware of your surroundings. Featuring Bluetooth 5.2 connectivity, clear stereo sound, and a durable, waterproof design, the B10 is ideal for various activities.

2. PACKAGE CONTENTS

Please check the package for the following items:

- BUGANI B10 Open Ear Headphones
- Wireless Charging Case
- USB Type-C Charging Cable (not explicitly listed but implied by 'Type-C charging port design')
- User Manual (this document)



Image: BUGANI B10 Open Ear Headphones and their charging case.

3. PRODUCT OVERVIEW

The BUGANI B10 headphones feature an ergonomic open-ear design for comfort and situational awareness. They are equipped with powerful dynamic drivers and ENC noise reduction for clear audio and calls.

Open-Ear Comfort



Ergonomic
design



Extreme
comfort



Soft silicone



Multi-angle
fit

Image: A woman wearing the BUGANI B10 headphones, highlighting the open-ear comfort and ergonomic design.

True Clear Stereo Sound



18x11mm
customized driver



Using MEMS true dual
mic ENC noise reduction



Chip-level calling
algorithm




Image: An exploded diagram showcasing the internal components of the BUGANI B10's 18mm dynamic driver for clear stereo sound.

4. SETUP

4.1 Charging the Headphones and Case

Before first use, fully charge the headphones and the charging case.

1. Place the headphones into the charging case. Ensure they are correctly seated.
2. Connect the USB Type-C charging cable to the charging port on the case and plug the other end into a USB power adapter (not included).
3. The indicator light on the charging case will show charging status. A full charge typically provides up to 32 hours of total playtime with the case, and 6 hours on a single charge for the headphones. A 5-minute charge can provide up to two hours of music playback.

Ultra Long Playtime

Enjoy 6Hrs playtime from a single charge, portable charging case, and super fast charge.



Image: The BUGANI B10 headphones in their charging case, illustrating the extended battery life.

4.2 Pairing with a Bluetooth Device

The BUGANI B10 headphones utilize Bluetooth 5.2 for a stable and fast connection.

1. Open the lid of the charging case. The headphones will automatically enter pairing mode.
2. On your device (smartphone, tablet, computer), enable Bluetooth.
3. Search for available Bluetooth devices and select "BUGANI B10" from the list.
4. Once connected, you will hear an audio prompt, and the indicator light on the headphones will confirm successful pairing.

Auto Instant Pairing

Advanced Bluetooth 5.2, faster transfer speed, more stable connection



Image: A user pairing the BUGANI B10 headphones with a smartphone, showing the Bluetooth connection process.

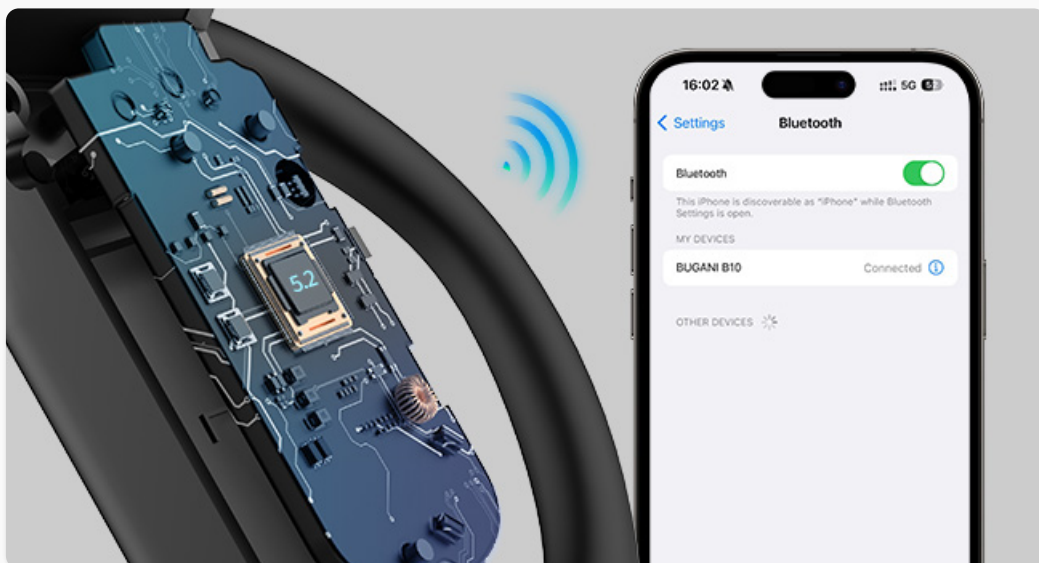


Image: An illustration of the Bluetooth 5.2 chip and a phone screen confirming successful connection to 'BUGANI B10'.

5. WEARING INSTRUCTIONS

For optimal comfort and sound quality, follow these steps to properly wear your BUGANI B10 headphones:

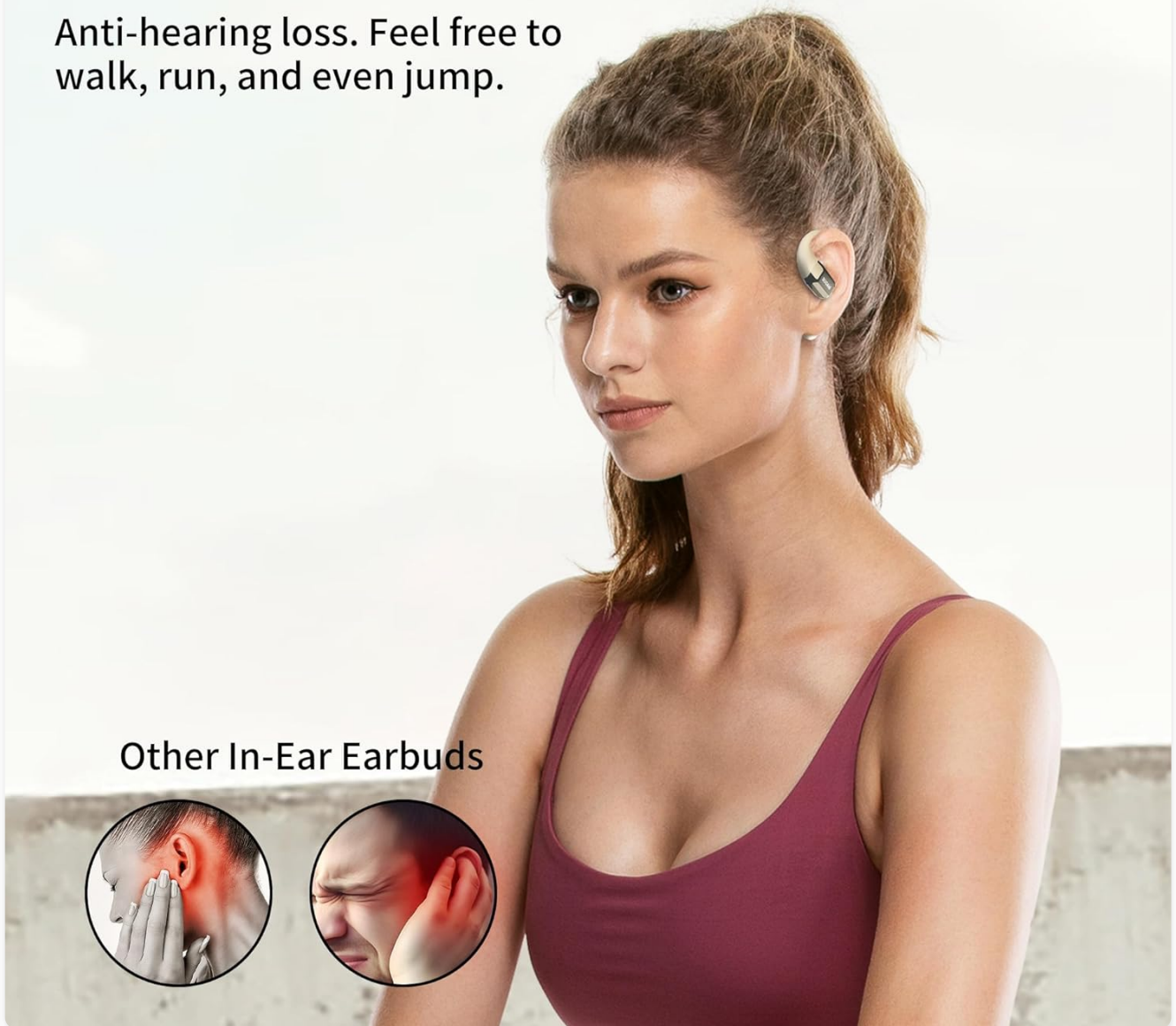
1. Take out the earbuds from the charging case.
2. Gently place the earbud above your ear, ensuring the main body rests comfortably on your outer ear.
3. Rotate the earbud backward along the auricle to find the proper position where it feels secure and comfortable.
4. Adjust slightly until the sound output is clear and the fit is stable.



Image: A visual guide demonstrating the four steps to correctly wear the BUGANI B10 Open Ear Headphones.

Secure and Comfortable Fit

Anti-hearing loss. Feel free to walk, run, and even jump.



Other In-Ear Earbuds

Image: A woman engaged in physical activity, showcasing the secure and comfortable fit of the BUGANI B10 headphones during movement.

6. OPERATING THE HEADPHONES

The BUGANI B10 headphones feature intuitive touch controls for managing audio playback and calls.

6.1 Music Playback

- **Play/Pause:** Tap once on either earbud.
- **Next Track:** Double-tap the right earbud.
- **Previous Track:** Double-tap the left earbud.
- **Volume Up:** Triple-tap the right earbud.
- **Volume Down:** Triple-tap the left earbud.

6.2 Call Functions

- **Answer/End Call:** Tap once on either earbud.
- **Reject Call:** Press and hold either earbud for 2 seconds.

- **Activate Voice Assistant:** Press and hold either earbud for 3 seconds (when not on a call).

Efficient Sound Transmission

Panoramic sound directional
sound field transmission
technology.



Image: A user interacting with the touch control area on the BUGANI B10 headphone.

6.3 Directional Sound Transmission

The BUGANI B10 incorporates directional sound transmission technology to deliver audio directly to your ears, minimizing sound leakage while maintaining awareness of your surroundings.



Image: A diagram showing how sound waves are directed from the BUGANI B10 earbud towards the ear canal, reducing external sound leakage.

7. MAINTENANCE

7.1 Cleaning

To maintain optimal performance and hygiene:

- Wipe the headphones and charging case with a soft, dry, lint-free cloth.
- Do not use abrasive cleaners, solvents, or aerosol sprays.
- Avoid getting moisture into any openings.

7.2 Storage

When not in use, store the headphones in their charging case to protect them from dust and damage.

7.3 Water Resistance

The BUGANI B10 headphones are designed to be waterproof, making them suitable for sports and outdoor activities. However, they are not intended for swimming or submersion in water. Ensure the charging port is dry before charging.



Image: A BUGANI B10 headphone shown with water splashing, illustrating its waterproof capabilities for active use.

8. TROUBLESHOOTING

If you encounter any issues with your BUGANI B10 headphones, please refer to the following common solutions:

Problem	Possible Solution
Headphones do not turn on	Ensure the headphones are charged. Place them in the charging case and connect the case to power.
Cannot pair with device	Make sure Bluetooth is enabled on your device. Ensure the headphones are in pairing mode (open case lid). Try forgetting "BUGANI B10" from your device's Bluetooth list and re-pairing.
No sound or low volume	Check the volume level on both your device and the headphones. Ensure the headphones are properly seated in your ears. Reconnect the Bluetooth connection.
Intermittent connection	Ensure your device is within the Bluetooth range (typically 10 meters/33 feet) and there are no significant obstructions. Avoid strong electromagnetic interference.
Microphone not working	Ensure the headphones are selected as the audio input device on your phone/computer. Check for any obstructions on the microphone ports.

9. SPECIFICATIONS

- **Model Name:** B10
- **Brand:** BUGANI
- **Connectivity Technology:** Wireless
- **Wireless Communication Technology:** Bluetooth
- **Bluetooth Version:** 5.2
- **Earpiece Shape:** Open Ear
- **Audio Driver Type:** Dynamic Driver (18mm)
- **Frequency Range:** 20 Hz - 20,000 Hz
- **Playtime (Single Charge):** Up to 6 hours
- **Total Playtime (with Charging Case):** Up to 32 hours
- **Charging Port:** USB Type-C
- **Microphone:** MEMS true dual mic with ENC noise reduction
- **Water Resistance:** Yes (suitable for sports, not submersion)
- **Item Weight:** 0.17 Kilograms (approx. 5.9 ounces)
- **Product Dimensions:** 5 x 3 x 3 inches

10. SAFETY INFORMATION

- **Hearing Safety:** Avoid listening at high volume levels for extended periods to prevent hearing damage.
- **Situational Awareness:** The open-ear design allows you to hear your surroundings. However, always exercise caution in environments requiring full attention, such as traffic.
- **Charging:** Use only certified chargers and cables. Do not charge if the charging port is wet.
- **Disassembly:** Do not attempt to disassemble or modify the headphones or charging case, as this may void the warranty and cause damage.

- **Environmental:** Keep away from extreme temperatures, direct sunlight, and fire.

11. WARRANTY AND CUSTOMER SUPPORT









BUGANI is committed to providing excellent customer experience. If you encounter any problems with your product, please contact our customer service team. We will provide solutions promptly.

For support, please refer to the contact information provided on the official BUGANI website or your purchase platform.



© 2025 BUGANI. All rights reserved.

Related Documents - B10

 BUGANI Free B10 OPEN-EAR HEADPHONE <small>AIR CONDUCTION WIRELESS HEADPHONES</small> USER MANUAL 	BUGANI Free B10 Open-Ear Headphone User Manual User manual for the BUGANI Free B10 Open-Ear Wireless Headphones, covering product overview, power, charging, pairing, volume control, call functions, music playback, wearing instructions, voice control, factory reset, indicator lights, and warranty information.
	BUGANI B09 Wireless Earbuds Quick Start Guide A quick start guide for the BUGANI B09 wireless in-ear earbuds, covering setup, features, controls, and warranty information.
	BUGANI BH21018 Open Ear Bluetooth Headphones Quick Start Guide Quick start guide and warranty information for the BUGANI BH21018 Open Ear Bluetooth Headphones, covering setup, usage, features, and FCC compliance.
 BUGANI Free B15 OPEN-EAR HEADPHONE <small>AIR CONDUCTION WIRELESS HEADPHONES</small> USER MANUAL 	BUGANI Free B15 Open-Ear Wireless Headphones User Manual Comprehensive user manual for the BUGANI Free B15 open-ear, air conduction wireless headphones. Includes product overview, setup, operation, controls, indicator guide, warranty information, and regulatory compliance statements.
 BUGANI Free B15 OPEN-EAR HEADPHONE <small>AIR CONDUCTION WIRELESS HEADPHONES</small> QUICK START GUIDE 	BUGANI Free B15 Open-Ear Wireless Headphones Quick Start Guide Get started quickly with your BUGANI Free B15 open-ear wireless headphones. This guide covers power, charging, pairing, operations, and reset instructions.



[BUGANI E8 Wireless Headphone User Manual](#)

User manual for the BUGANI E8 Wireless Headphone, covering features, specifications, pairing, guidance, care, warranty, and FCC compliance.