

DWVO B0F9F65BYD

DWVO 55-inch 3-in-1 Convertible Loveseat Sofa Bed Instruction Manual

Model: B0F9F65BYD

INTRODUCTION

Thank you for choosing the DWVO 55-inch 3-in-1 Convertible Loveseat Sofa Bed. This versatile furniture piece is designed to adapt to your needs, transforming from a comfortable loveseat to a relaxing chaise lounge or a full-size bed. It features a 5-level adjustable backrest, plush velvet upholstery, and convenient side storage pockets. This manual provides essential information for assembly, operation, maintenance, and safety to ensure optimal use and longevity of your product.



The DWVO 3-in-1 Convertible Loveseat Sofa Bed in its chaise lounge configuration, featuring velvet upholstery and integrated storage.

IMPORTANT SAFETY INFORMATION

- Exercise caution during assembly due to the product's weight. It is recommended to have two people for assembly.
- Be aware of potential sharp edges on the surface tufting during handling and use.
- Ensure all components are securely fastened before use.
- Do not exceed the maximum weight limit of 700 pounds.
- Keep small children and pets away from moving parts during conversion.

SETUP AND ASSEMBLY

The DWVO Convertible Loveseat Sofa Bed is designed for easy assembly. All necessary tools are included. Follow these general steps for setup:

1. Unpack all components and verify against the parts list provided in your packaging.
2. Attach the legs to the main sofa frame.
3. Connect the backrest and armrests to the main frame.
4. Assemble the pullout bed mechanism according to the detailed instructions in your package.
5. Place the cushions and pillows.

Refer to the detailed assembly guide included in your product packaging for specific step-by-step instructions and diagrams.

OPERATING INSTRUCTIONS

3-in-1 Convertible Design

Your DWVO sofa bed offers three primary configurations: Loveseat, Chaise Lounge, and Full Bed. The pullout mechanism and adjustable backrest allow for seamless transitions.



Seat



Recliner



Bed

Visual representation of the sofa's versatile functions: a comfortable seat, a relaxing recliner, and a full bed.

Converting to Chaise Lounge:

1. Ensure the area in front of the loveseat is clear.
2. Gently pull the fabric handles located at the bottom front of the sofa to extend the pullout section. The wheels will facilitate smooth movement.
3. Once fully extended, the pullout section forms a chaise lounge, providing extended leg support.

EASY CONVERSION



STEP 1



STEP 2



STEP 3



STEP 4



A four-step visual guide demonstrating the process of converting the loveseat into a chaise lounge configuration.

Converting to Full Bed:

1. First, convert the loveseat to the chaise lounge configuration as described above.
2. Adjust the backrest to its fully flat (180°) position. This creates a continuous sleeping surface.

Adjustable Backrest

The backrest offers 5 levels of adjustment, allowing you to find your preferred angle for sitting, lounging, or sleeping. To adjust, gently push the backrest forward until you hear a click, then recline it to the desired position. Continue pushing forward to cycle through the angles until it lays flat or returns to the upright position.

EASY CONVERSION

3-level adjustment



Illustration of the adjustable backrest, demonstrating the three primary reclining positions: upright (90°), reclined (150°), and flat (180°).

Side Storage Pockets

Utilize the integrated side storage pockets to keep remote controls, magazines, charging cables, or other small items organized and within reach.



Integrated side storage pockets for convenient access to remote controls, magazines, or other small items.

Product Demonstration Video

Your browser does not support the video tag.

Official product video demonstrating the transformation of the DWVO 3-in-1 Convertible Loveseat Sofa Bed from a loveseat to a chaise lounge and a full bed, highlighting its features and ease of use.

MAINTENANCE

To maintain the appearance and longevity of your DWVO Convertible Loveseat Sofa Bed, follow these care instructions:

- **Cleaning:** Clean with a soft brush. For spills, blot immediately with a clean, dry cloth. Avoid harsh chemicals or abrasive cleaners.
- **Fabric Care:** The velvet upholstery has a soft and luxurious texture. Regular light brushing can help maintain its pile and appearance.
- **General Care:** Periodically check and tighten all fasteners to ensure stability. Avoid prolonged exposure to direct sunlight to prevent fading.



Detail of the soft and luxurious velvet upholstery, providing a comfortable tactile experience.



Durable wheels located on the pullout section, designed for smooth and effortless conversion between configurations.

TROUBLESHOOTING

If you encounter any issues with your DWVO Convertible Loveseat Sofa Bed, refer to the following common solutions:

- **Difficulty with Conversion:** Ensure the area around the sofa is clear of obstructions. Check that the pullout mechanism's wheels are not jammed and are moving freely.
- **Unstable Feeling:** Verify that all assembly bolts and fasteners are securely tightened. If the issue persists, disassemble and reassemble, ensuring all parts are correctly aligned.
- **Backrest Adjustment Issues:** Ensure no objects are obstructing the backrest mechanism. Apply gentle, even pressure when adjusting.
- **Damage during Assembly:** If any part is damaged during assembly, do not proceed. Contact customer support for replacement parts.

For further assistance, please contact DWVO customer support.

SPECIFICATIONS

3-in-1

Convertible sofa bed

1 Loveseat >>

2 Chaise Longue <<

3 Full Size Sofa Bed >>

Detailed dimensions for the loveseat, chaise lounge, and full bed modes, providing measurements for each configuration.






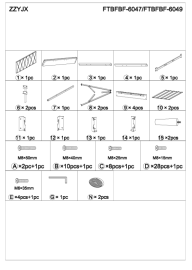
Feature	Detail
---------	--------

Feature	Detail
Brand	DWVO
Model Number	B0F9F65BYD
Type	3-in-1 Convertible Loveseat Sofa Bed
Color	Slate Blue-Gray
Upholstery Fabric Type	Velvet
Frame Material Type	Engineered Wood, Iron
Fill Material	Foam (High-density foam filling)
Product Dimensions (D x W x H)	69.1"D x 55.51"W x 31.5"H
Item Weight	123.9 Pounds
Weight Capacity Maximum	700 Pounds
Seating Capacity	2
Seat Height	17.7 Inches
Seat Depth	20.08 inches
Seat Interior Width	46 Inches
Reclining Position Count	5
Included Components	2 Throw Pillows
Assembly Required	Yes (All assembly tools included)
Indoor Outdoor Usage	Indoor
Product Care Instructions	Clean With Soft Brush

WARRANTY AND SUPPORT

For information regarding product warranty, please refer to the warranty card included with your purchase or visit the official DWVO website. If you require technical support, have questions about assembly, or need replacement parts, please contact DWVO customer service through the contact information provided in your product packaging or on the manufacturer's website.

Related Documents - B0F9F65BYD

	<p>DWVO Convertible L-Shaped Sofa Bed Assembly and Care Instructions</p> <p>Comprehensive guide for assembling and caring for the DWVO Convertible L-Shaped Sofa Bed, including parts lists, step-by-step instructions, and safety advice. Features model numbers FTLFSF-6042, FTLFSF-6043, FTLFSF-6044, FTLFSF-6045.</p>
	<p>DWVO LED Light Bar Installation and Safety Guide</p> <p>Detailed installation instructions and safety guidelines for DWVO LED Light Bars, covering electrical connections, mounting methods, and important precautions for proper setup.</p>
	<p>DWVO FTBFBF-6060/6061 Queen Bed Frame Assembly Guide</p> <p>Step-by-step assembly instructions and parts list for the DWVO FTBFBF-6060 and FTBFBF-6061 Queen Bed Frame. Includes detailed diagrams and notes for easy setup.</p>
	<p>DWVO Full Size Bed Frame Assembly Instructions FTBFBF-6063/6071</p> <p>Detailed assembly instructions for the DWVO Full Size Bed Frame (Model FTBFBF-6063/6071). This guide provides step-by-step instructions, a parts list, and a hardware list to help you assemble your bed frame efficiently.</p>
	<p>DWVO Queen Bed Frame User Guide and Installation Instructions</p> <p>Comprehensive user guide and installation manual for the DWVO Queen Bed Frame, detailing parts, hardware, and step-by-step assembly instructions for a non-slip, noise-free, and durable platform bed. Includes model numbers FTBFBF-6057 and FTBFBF-6058.</p>
	<p>DWVO King Size Bed Frame Assembly Instructions</p> <p>Detailed assembly guide for the DWVO King Size Bed Frame (Model FTBFBF-6047/FTBFBF-6049), including parts list and step-by-step instructions for proper setup.</p>