

Manuals+

[Q & A](#) | [Deep Search](#) | [Upload](#)

manuals.plus /

› [TOOBUR](#) /

› [TOOBUR IDW17 Smart Watch User Manual](#)

TOOBUR IDW17

TOOBUR IDW17 Smart Watch User Manual

Model: IDW17

1. PRODUCT OVERVIEW

The TOOBUR IDW17 Smart Watch is designed to enhance your daily life with a range of smart features and health tracking capabilities. This manual provides essential information for setting up, operating, and maintaining your device.



Image: TOOBUR IDW17 Smart Watch, Midnight Black variant.

Key Features:

- **Hands-Free Communication:** Make and receive calls directly from your wrist. Receive notifications for social media, SMS, and email.
- **Comprehensive Health Tracking:** Monitor heart rate, stress levels, and daily activity across over 100 workout modes.
- **Advanced Sleep Analysis:** Track REM, light, and deep sleep patterns to gain insights into your sleep quality.
- **Extended Battery Life:** Enjoy up to 10 days of typical use or 30 days on standby with a quick 2.5-hour charge.
- **Personalized Style:** Features a large 2.01" HD screen with over 100 customizable watch faces, including options to upload your own photos.
- **Durable Design:** IP68 waterproof rating for everyday use and various activities.

2. WHAT'S INCLUDED

Upon unboxing your TOOBUR IDW17 Smart Watch, please verify that all the following items are present:

- TOOBUR IDW17 Smart Watch
- Charging Cable
- User Guide

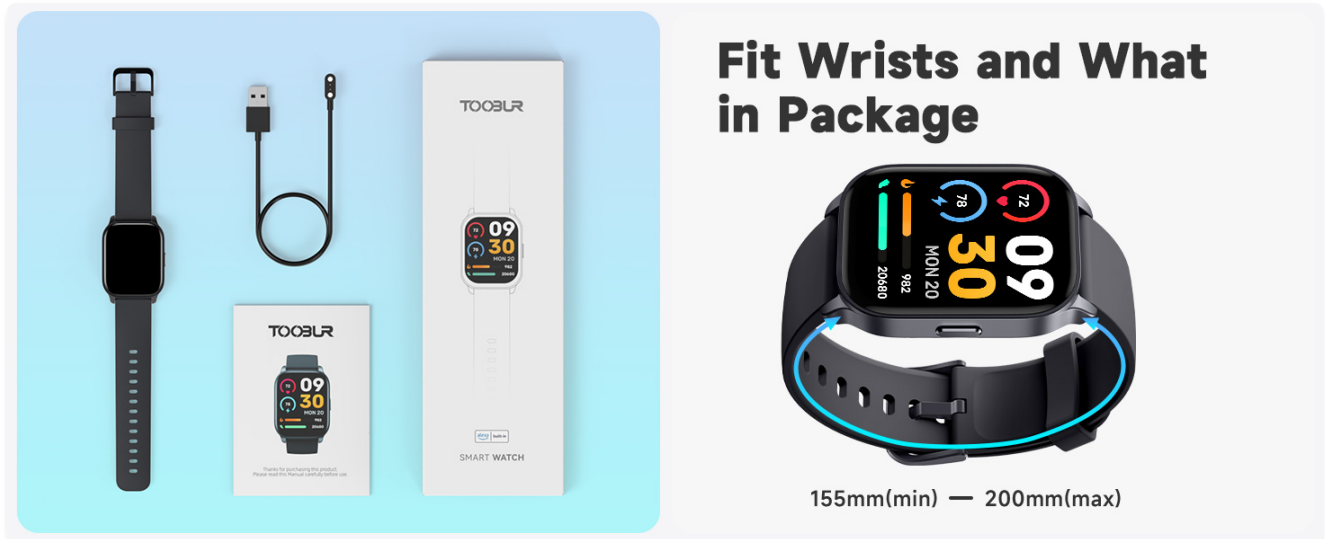


Image: The TOOBUR Smart Watch, charging cable, and user guide as packaged.

3. SETUP GUIDE

3.1 Initial Charging

Before first use, charge the smart watch for at least 1 hour. If the battery is completely drained, charge for at least 30 minutes before powering on.



Image: The smart watch being charged, highlighting its battery life.

3.2 App Download and Pairing

1. Download the **VeryFit App** from your smartphone's app store (compatible with Android and iOS).
2. Open the VeryFit App and follow the on-screen instructions to create an account or log in.

3. Enable Bluetooth on your smartphone.
4. In the VeryFit App, search for your TOOBUR IDW17 Smart Watch and pair it. Ensure the watch is powered on and within Bluetooth range.

3.3 Bluetooth Connection for Calls and Notifications

To enable call and notification features, ensure your watch is connected to your phone via Bluetooth. Answering calls requires a separate Bluetooth connection to the phone, usually prompted during initial setup or within the app. To receive phone notifications, the VeryFit App must be running in the background, and Bluetooth must remain connected to both the phone and the VeryFit App.

4. OPERATING INSTRUCTIONS

4.1 Basic Navigation

- **Swipe Up/Down:** Scroll through menus and notifications.
- **Swipe Left/Right:** Access quick widgets or different watch faces.
- **Tap:** Select an item or confirm an action.
- **Side Button:** Press to return to the home screen or access the app list. Long press for Smart Voice Assistant.

4.2 Making and Receiving Calls

Once connected to your phone via Bluetooth, you can make and receive calls directly from your watch. This feature allows for hands-free communication without needing to reach for your phone.



Image: The smart watch showing an incoming call.

4.3 Notifications

Receive real-time notifications for SMS, emails, and various social media apps directly on your watch. Please note that replying to messages from the watch is not supported.

Alexa Built-in


Make/Answer Calls

Display Message



Display Message

Check messages at any time and never miss important notifications.



*Please note that it is not possible to reply to messages from the watch

Image: The smart watch displaying a message notification.

4.4 Health Tracking

The watch offers comprehensive health monitoring features:

- **Heart Rate Monitoring:** Continuously track your heart rate throughout the day.
- **Blood Oxygen (SpO2) Monitoring:** Measure your blood oxygen saturation levels.
- **Stress Monitoring:** Gain insights into your stress levels.
- **Sleep Tracking:** Analyze your sleep stages (REM, light, deep) and duration to improve sleep habits.

Help you be healthier

Sleep Better

Help you be healthier

Dive into a richer understanding of your health.

- ♥ Heart rate tracking
- 💧 Blood oxygen monitoring
- ⚡ Stress monitoring



Image: The smart watch displaying health tracking data.

Sleep Better

Your sleep companion. Offers insights into your REM, light, and deep sleep, along with potential awake times.



Image: The smart watch and app interface showing sleep monitoring details.

4.5 Activity Tracking and Sport Modes

The watch supports over 100 sport modes to track your workouts. It monitors steps, distance covered, and calories burned, providing a comprehensive overview of your physical activity.



Image: The smart watch interface showing various sport modes and activity tracking.

4.6 Customizing Watch Faces

Personalize your watch with over 100 customizable watch faces available through the VeryFit App. You can also upload your own photos to create unique watch faces.

100+ Watch Faces

Personalize with your photos.



Image: Examples of customizable watch faces on the smart watch.

4.7 Smart Voice Assistant

Long press the side button to activate the Smart Voice Assistant. Use voice commands for various functions, such as checking the weather or setting reminders.

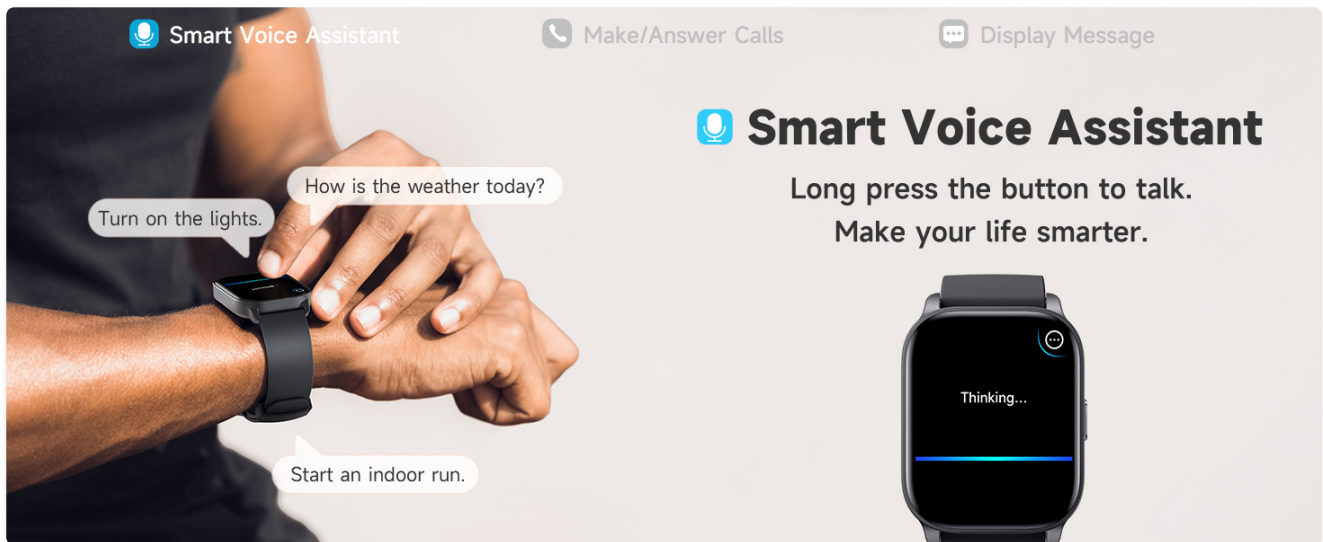


Image: The smart watch interacting with a voice assistant.

4.8 Additional Features

Explore more functionalities through the watch interface and the VeryFit App, including:

- Find My Phone
- Weather Reminder
- Camera Control
- Music Control
- Alarm Clock
- Timer & Stopwatch
- Breathing Training
- Sedentary Reminder
- Drinking Water Reminder

More to Be Explored



Find phone



Weather reminder



Camera control



Music control



Alarm clock



Timer



Stopwatch



Breathing training



Sedentary reminder



Drinking water reminder



Image: The smart watch interface showing icons for various functions.

5. MAINTENANCE

5.1 Cleaning Your Watch

Regularly clean your watch and strap with a soft, damp cloth. Avoid using harsh chemicals or abrasive materials that could damage the device.

5.2 Water Resistance (IP68)

The TOOBUR IDW17 Smart Watch is IP68 waterproof, meaning it can withstand immersion in water up to 1.5 meters for 30 minutes. It is suitable for daily activities like hand washing, rain, and shallow water swimming.

Note: The watch is NOT suitable for diving, swimming in the sea, or use in a sauna, as these conditions may exceed its water resistance capabilities.

IP68 Waterproof

Enjoy relaxed water activities with a smartwatch that remains waterproof up to 10 meters, designed for your active lifestyle.

Note: Not suitable for diving, swimming in the sea, or in a sauna.



Image: The smart watch shown with water splashes, indicating its waterproof feature.

6. TROUBLESHOOTING

6.1 Connection Issues

- **Watch not connecting to app:** Ensure Bluetooth is enabled on your phone and the watch is powered on. Try restarting both the watch and your phone's Bluetooth.
- **Notifications not received:** Verify that the VeryFit App is running in the background on your phone and that Bluetooth remains connected. Check app permissions for notifications.
- **Frequent disconnections:** Try restarting the watch and your phone's Bluetooth. Ensure the watch and phone are within close proximity.

6.2 General Tips

- **Watch unresponsive:** Try restarting the watch by holding down the side button.
- **Inaccurate data:** Ensure the watch is worn snugly on your wrist, but not too tight. For sleep tracking, wear the watch throughout the night.

For more detailed function introductions and precautions, refer to the documents available within the VeryFit App.

Attention

- **About charging, please note:**

1. Charge for at least 1 hour before initial use.
2. If the battery is completely drained, charge for at least 30 minutes before powering on.

- **About Bluetooth connection, please note:**

1. Syncing activity data requires Bluetooth connection to the Veryfit App, and answering calls requires Bluetooth connection to the phone.
2. To receive phone notifications, ensure the Veryfit app is running in the background, and keep Bluetooth connected to both the phone and Veryfit App.
3. If the connection repeatedly disconnects, try restarting the watch and phone's Bluetooth.

There are detailed function introduction and precautions documents in the Veryfit App.

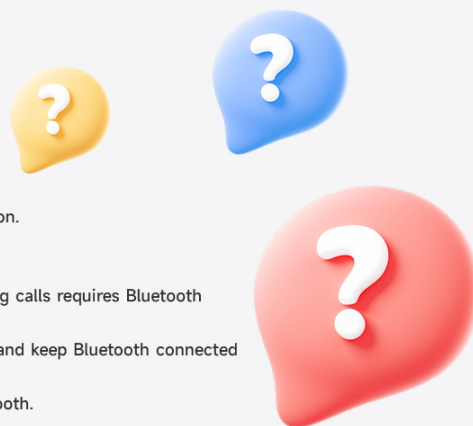


Image: Visual representation of common questions or troubleshooting points.

7. SPECIFICATIONS

Feature	Detail
Model Name	IDW17
Brand	TOOBUR
Screen Size	2.01 Inches
Shape	Rectangular
Battery Cell Composition	Lithium Polymer
Wireless Communication Standard	Bluetooth
Connectivity Technology	Bluetooth

Operating System	Wear OS 2.0
Weight	1.41 ounces (40 Grams)
Product Dimensions	9.8 x 1.5 x 0.39 inches
Human Interface Input	Touchscreen
Scanner Resolution	320 x 340
Water Resistance	IP68
Special Features	Bluetooth Calls, Notifications, Heart Rate, Sleep Tracker, Step Calorie Counter, Activity Tracker, 100 Sport Modes, Find My Phone

8. WARRANTY AND SUPPORT

For warranty information and customer support, please refer to the official TOOBUR website or contact their customer service directly. Additional support resources, including detailed function guides and FAQs, are available within the VeryFit App.

Always ensure you have the latest version of the VeryFit App installed for optimal performance and access to the most current support documentation.