

## Manuals+

[Q & A](#) | [Deep Search](#) | [Upload](#)

[manuals.plus](#) /

› [TOOBUR](#) /

› [Smart Watch for Women, Smartwatch Compatible Android and iOS Phone, Answer/Make Calls, Fitness Tracker Watch, Heart Rate/Sleep Tracker/100 Sports/IP68 Waterproof, Ivory - User Manual](#)

## TOOBUR IDW17

# TOOBUR IDW17 Smart Watch User Manual

Model: IDW17 | Brand: TOOBUR

## INTRODUCTION

Thank you for choosing the TOOBUR IDW17 Smart Watch. This manual provides detailed instructions on how to set up, operate, and maintain your new smartwatch. Please read this manual thoroughly before using the device to ensure proper functionality and to maximize your user experience.



Image: The TOOBUR IDW17 Smart Watch, showcasing its ivory band and rose gold casing with a digital watch face displaying date and time.

## WHAT'S IN THE BOX

Upon unboxing, please verify that all the following items are included:

- Smart Watch (TOOBUR IDW17)
- Charging Cable
- User Guide (this manual)



Image: The TOOBUR Smart Watch, charging cable, and user manual laid out next to the product packaging, illustrating the included items.

## SETUP

### 1. Charging the Smart Watch

Before initial use, ensure the watch is fully charged.

- Connect the charging cable to the charging port on the back of the watch.
- Plug the USB end of the cable into a standard USB power adapter (not included) or a computer's USB port.
- Charge for at least **1 hour** before initial use.
- If the battery is completely drained, charge for at least **30 minutes** before attempting to power on.
- A full charge typically provides up to 10 days of daily use or 30 days on standby. Charging time is approximately 2.5 hours.

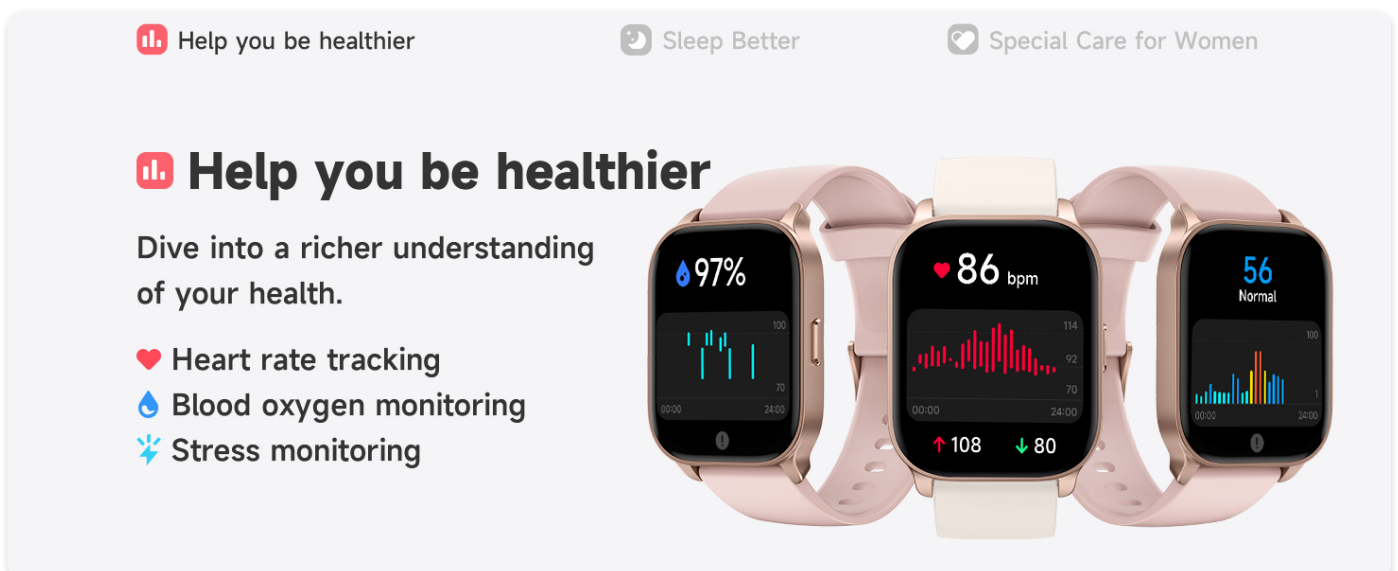


Image: The TOOBUR Smart Watch connected to its charging cable, illustrating the charging process and highlighting battery life.

### 2. App Installation and Bluetooth Connection

To unlock the full potential of your smartwatch, download and install the companion app on your smartphone.

1. **Download the App:** Search for "Veryfit App" in your smartphone's app store (Google Play Store for Android or Apple App Store for iOS) and install it.

2. **Enable Bluetooth:** Ensure Bluetooth is enabled on your smartphone.

3. **Pairing:**

- Open the Veryfit App and follow the on-screen instructions to add your device.
- The app will guide you through the pairing process. Select your TOOBUR IDW17 from the list of available devices.
- Confirm the pairing request on both your phone and the watch if prompted.

4. **Important Notes for Bluetooth Connection:**

- Syncing activity data requires a Bluetooth connection to the Veryfit App.
- Answering calls directly from the watch requires a separate Bluetooth connection for calls (Bluetooth 5.3 compatible). Ensure this is also paired.
- To receive phone notifications, ensure the Veryfit App is running in the background and maintain a stable Bluetooth connection between your phone and the watch.
- If the connection repeatedly disconnects, try restarting both the watch and your phone's Bluetooth.



## Activity Tracking

Monitor your steps, distance covered, calories burned, and more, providing a complete overview of your physical activity.

Image: A graphic illustrating important attention notes regarding charging and Bluetooth connection, emphasizing the need for the Veryfit App.

## OPERATING INSTRUCTIONS

### Basic Navigation

The TOOBUR IDW17 Smart Watch features a 2.01" HD touchscreen for intuitive control.

- **Swipe Up/Down/Left/Right:** Navigate through menus, notifications, and quick settings.
- **Tap:** Select an item or confirm an action.
- **Press Side Button:** Typically returns to the home screen or activates a specific function (e.g., Alexa).

**2.01"** Large Screen  
Enjoy clearer view



**100+** Watch Faces  
Use your own photos



Image: The TOOBUR Smart Watch displaying its large 2.01-inch screen and various customizable watch faces, including one with a personal photo.

### Communication Features

- **Answer/Make Calls:** Once connected to your phone via Bluetooth, you can make and receive calls directly from your wrist.



## IP68 Waterproof

Enjoy relaxed water activities with a smartwatch that remains waterproof up to 10 meters, designed for your active lifestyle.

Note: Not suitable for diving in the sea, or in a sauna.

Image: A woman interacting with her TOOBUR Smart Watch to make or answer a call, demonstrating the hands-free communication feature.

- **Display Messages/Notifications:** Check messages and receive notifications from social media, SMS, and email directly on your watch.
  - *Note:* It is not possible to reply to messages directly from the watch.



## 100+ Watch Faces

Personalize with your photos.

Image: The TOOBUR Smart Watch screen showing an incoming message notification from Facebook, with icons for various other social media apps.

- **Smart Voice Assistant (Alexa Built-in):** Long press the side button to activate Alexa and use voice commands for various tasks.



## 100 Sport Modes

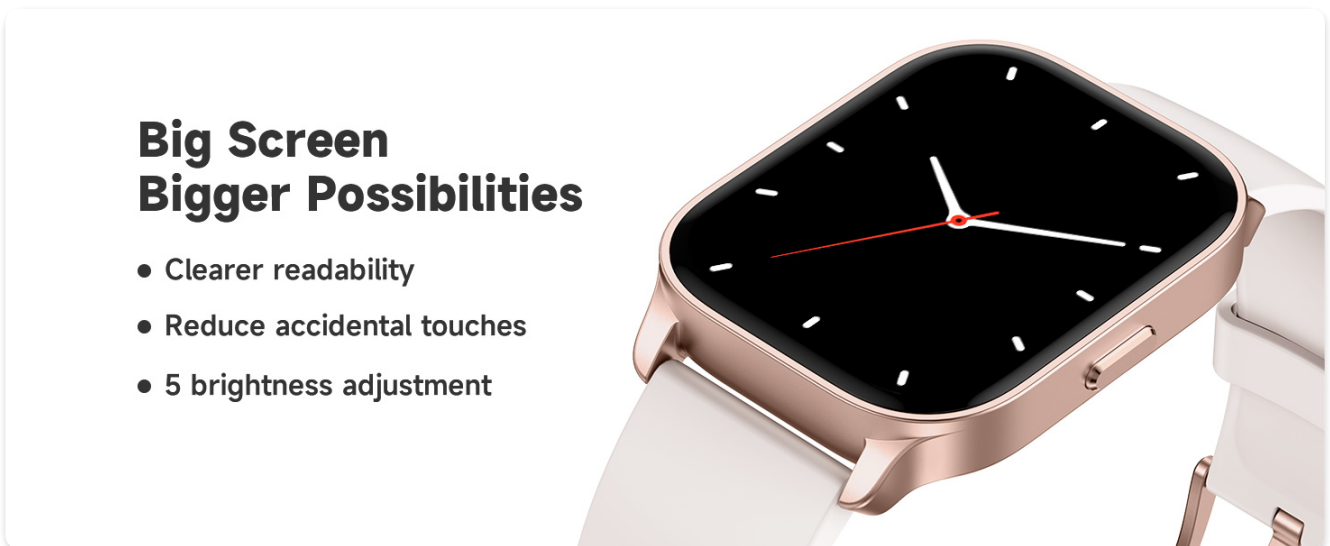
Say goodbye to workout monotony and discover new challenges with an extensive range of 100 sports modes.

Image: A woman using the Alexa built-in feature on her TOOBUR Smart Watch, with speech bubbles showing example commands like "How is the weather today?".

## Health Monitoring

The TOOBUR IDW17 Smart Watch provides comprehensive health tracking features.

- **Heart Rate Tracking:** Monitor your heart rate throughout the day.



## Big Screen Bigger Possibilities

- Clearer readability
- Reduce accidental touches
- 5 brightness adjustment

Image: Three TOOBUR Smart Watches displaying different health metrics: blood oxygen saturation, heart rate, and stress levels.

- **Blood Oxygen Monitoring:** Track your blood oxygen levels.
- **Stress Monitoring:** Gain insights into your stress levels.
- **Sleep Tracking:** Understand your sleep patterns with insights into REM, light, and deep sleep, along with potential awake times.

## Where Battery Life Shines Bright

 <b>30 Days</b> Standby time	 <b>7~10 Days</b> Average Usage
 <b>20 Days</b> Power-saving mode	 <b>2.5 Hours</b> Charging time

\*Battery life may decrease for heavy users.



Image: The TOOBUR Smart Watch displaying detailed sleep analysis, including light sleep, deep sleep, and REM sleep durations, alongside a smartphone app showing a sleep quality graph.

- **Menstrual Tracking:** For women, the watch offers menstrual cycle tracking and ovulation prediction.

## Fit Wrists and What in Package




155mm(min) — 200mm(max)

Image: Multiple TOOBUR Smart Watches displaying the menstrual cycle tracking interface, showing fertile period and predicted cycle days.

### Fitness and Activity Tracking

- **Activity Tracking:** Monitor your steps, distance covered, and calories burned throughout the day.

## More to Be Explored



Find phone



Weather reminder



Camera control



Music control



Alarm clock



Timer



Stopwatch



Breathing training



Sedentary reminder



Drinking water reminder



Image: The TOOBUR Smart Watch displaying activity tracking data, including steps taken and calories burned, with a graph showing daily activity.

- **100 Sport Modes:** The watch supports over 100 workout modes, including outdoor run, pool swim, indoor walk, and outdoor cycle. Select the appropriate mode before starting your activity for accurate tracking.

## Attention

- **About charging, please note:**

1. Charge for at least 1 hour before initial use.
2. If the battery is completely drained, charge for at least 30 minutes before powering on.

- **About Bluetooth connection, please note:**

1. Syncing activity data requires Bluetooth connection to the Veryfit App, and answering calls requires Bluetooth connection to the phone.
2. To receive phone notifications, ensure the Veryfit app is running in the background, and keep Bluetooth connected to both the phone and Veryfit App.
3. If the connection repeatedly disconnects, try restarting the watch and phone's Bluetooth.

There are detailed function introduction and precautions documents in the Veryfit App.



Image: The TOOBUR Smart Watch screen showing a list of various sport modes, such as outdoor run, pool swim, indoor walk, and outdoor cycle, indicating the availability of 100+ modes.

## Customization and Other Features

- **100+ Watch Faces:** Personalize your watch with over 100 customizable watch faces, including the option to upload your own photos.



Image: A variety of watch faces displayed on multiple TOOBUR Smart Watches, showcasing the extensive customization options, including photo uploads.

- **Big Screen, Bigger Possibilities:** The 2.01-inch screen offers clearer readability, reduces accidental touches, and features 5 brightness adjustment levels.

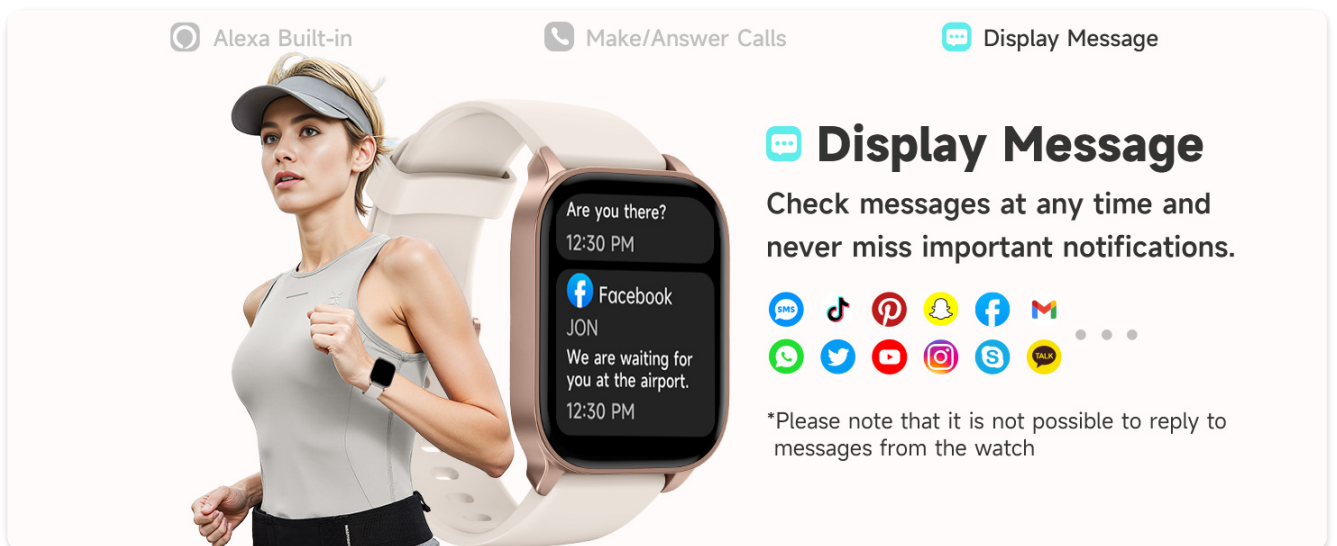


Image: A close-up view of the TOOBUR Smart Watch screen, highlighting its large size and clarity, with text describing benefits like clearer readability and brightness adjustment.

- **Additional Features:** Explore more functions within the watch and the Veryfit App, including:
  - Find Phone
  - Weather Reminder
  - Camera Control
  - Music Control
  - Alarm Clock
  - Timer
  - Stopwatch
  - Breathing Training
  - Sedentary Reminder
  - Drinking Water Reminder

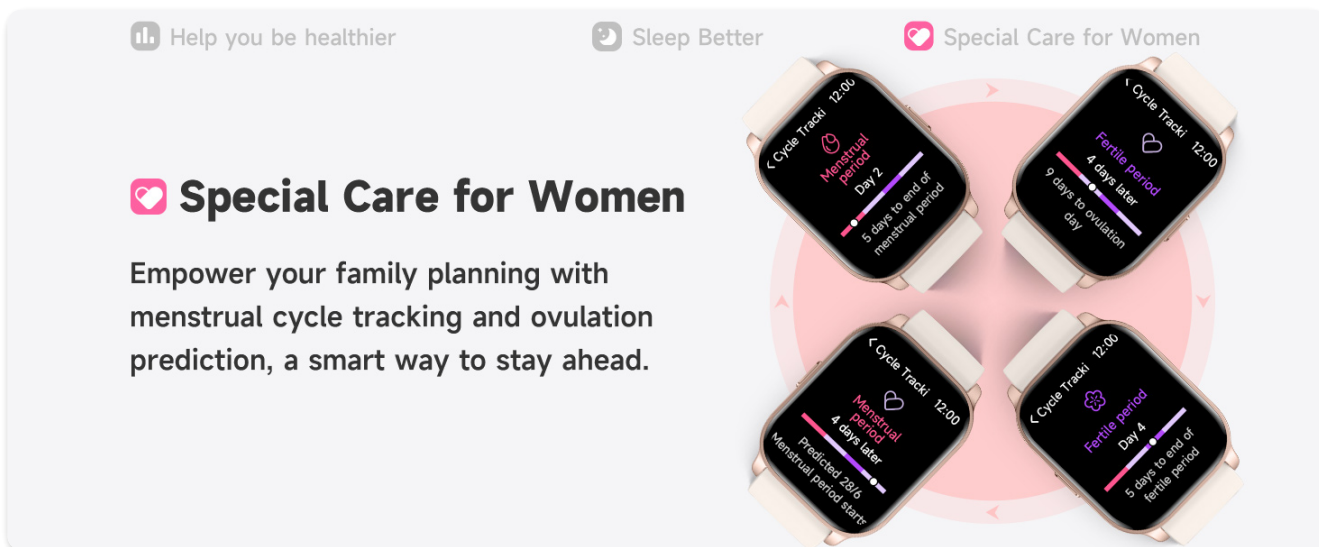


Image: The TOOBUR Smart Watch displaying a grid of icons representing various additional features such as Body Energy, Breathe, Clock, Weather, Find Phone, and more.

## MAINTENANCE

- **Water Resistance (IP68):** The watch is IP68 waterproof, allowing for relaxed water activities and daily use like hand washing or showering.
  - *Note:* It is **not suitable** for diving in the sea or use in a sauna. Avoid prolonged submersion in hot water.



Image: The TOOBUR Smart Watch being splashed with water, illustrating its IP68 waterproof capability, with a note about its limitations.

- **Cleaning:** Wipe the watch and band regularly with a soft, dry cloth. If necessary, use a slightly damp cloth and dry thoroughly. Avoid harsh chemicals.
- **Battery Care:** To prolong battery life, avoid extreme temperatures and do not allow the battery to fully drain frequently.

## TROUBLESHOOTING

If you encounter issues with your TOOBUR IDW17 Smart Watch, please refer to the following common solutions:

- **Watch not turning on:** Ensure the watch is sufficiently charged. Connect it to the charger for at least 30 minutes.
- **Bluetooth connection issues:**

- Ensure Bluetooth is enabled on both your watch and smartphone.
- Make sure the Veryfit App is running in the background.
- Try restarting both the watch and your phone's Bluetooth.
- Forget the device in your phone's Bluetooth settings and re-pair through the Veryfit App.

- **Notifications not appearing:**

- Check notification permissions for the Veryfit App in your phone's settings.
- Ensure the Veryfit App is running and connected to the watch.
- Verify that notifications are enabled within the Veryfit App settings for specific applications.

- **Inaccurate health data:**

- Ensure the watch is worn snugly on your wrist, but not too tight.
- Clean the sensors on the back of the watch regularly.
- For best results, remain still during measurements like blood oxygen.

- **Screen unresponsive:** Try restarting the watch by pressing and holding the side button until it powers off, then power it back on.

For detailed function introductions and further precautions, refer to the documents available within the Veryfit App.

## SPECIFICATIONS

Feature	Detail
Model Name	IDW17
Brand	TOOBUR
Screen Size	2.01 Inches (Standing screen display size: 2.1 Inches)
Connectivity Technology	Bluetooth (Bluetooth 5.3 Compatible for calls)
GPS	GPS Via Smartphone
Water Resistance	IP68 Waterproof
Battery Life (Typical Use)	7-10 Days
Battery Life (Standby)	30 Days
Charging Time	2.5 Hours
Battery Type	Lithium Ion (included)

Feature	Detail
Product Dimensions	9.8 x 1.5 x 0.39 inches
Item Weight	3.84 ounces
Human Interface Input	Touchscreen
Special Features	Bluetooth Calls, Notifications, Heart Rate, Sleep Tracker, Step Calorie Counter, Activity Tracker, 100 Sport Modes, IP68 Waterproof, Find My Phone, Alexa Built-in, Blood Oxygen Monitoring, Stress Monitoring, Menstrual Tracking

## WARRANTY AND SUPPORT

For warranty information and customer support, please refer to the official TOOBUR website or contact their customer service directly. Details are typically provided in the packaging or within the Veryfit App.

You can visit the [TOOBUR Store on Amazon](#) for more product information and support resources.