

Manuals+

[Q & A](#) | [Deep Search](#) | [Upload](#)

manuals.plus /

- > [Duabes](#) /
- > [Duabes Self-Cleaning Litter Box User Manual](#)

Duabes self cleaning litter box

Duabes Self-Cleaning Litter Box User Manual

Model: Self Cleaning Litter Box

Brand: Duabes

1. INTRODUCTION

Thank you for choosing the Duabes Self-Cleaning Litter Box. This automatic litter box is designed to provide a hands-free and hygienic solution for cat owners, featuring smart sensors, app control, and a low-noise design. Please read this manual thoroughly before operating the device to ensure proper use, safety, and optimal performance.



Image: The Duabes Automatic Cat Litter Box, showcasing its self-cleaning capabilities and key features like app control and odor-free waste disposal.

2. PRODUCT FEATURES

- **Automatic Self-Cleaning:** Eliminates the need for daily scooping, maintaining a fresh and odor-free environment.

- **Extra Large Capacity:** 76L litter capacity, suitable for single or multiple cats weighing 2.2 to 24.2 lbs.
- **Advanced Safety Sensors:** Equipped with dual infrared and weight sensors to pause cleaning when a cat is detected.
- **Low Noise Operation:** Operates at approximately 35 decibels, ensuring minimal disruption.
- **Smart App Control:** Connects via 2.4GHz Wi-Fi for remote control, health monitoring, and real-time alerts using the Tuya Smart App.
- **Ambient Lighting:** Built-in adjustable ambient lighting with multiple color options to encourage regular use.
- **Litter Compatibility:** Works with most types of clumping litter (excluding crystal litter).



Image: Visual representation of key product features including raised design, 13L trash bin, 76L litter capacity, self-cleaning, easy cleanup, odor-free disposal, app control, and compatibility with clumping litter.

3. PACKAGE CONTENTS

Please check the package contents upon unboxing to ensure all items are present and undamaged.

- Duabes Self-Cleaning Litter Box Unit
- Power Adapter
- User Manual (this document)
- Trash Bags (starter roll)
- Anti-Tracking Litter Mat

4. SETUP GUIDE

1. **Unpack the Unit:** Carefully remove all components from the packaging.
2. **Position the Litter Box:** Place the litter box on a flat, stable surface in a well-ventilated area, away from direct sunlight or heat sources. Ensure there is enough space around the unit for easy access and cleaning.
3. **Install Trash Bag:** Open the waste drawer located at the bottom front of the unit. Line the drawer with one of the provided trash bags. Close the drawer securely.
4. **Add Cat Litter:** Pour clumping cat litter into the main drum. Ensure the litter level is between the MIN and MAX lines indicated inside the drum. Do not overfill.
5. **Connect Power:** Plug the power adapter into the designated port on the back of the litter box, then plug the adapter into a standard electrical outlet. The unit will power on and perform an initial calibration cycle.
6. **App Connection (Optional but Recommended):** Download the Tuya Smart App from your device's app store. Follow the in-app instructions to connect your litter box to your 2.4GHz Wi-Fi network. This enables remote control and monitoring features.

Compatible with Most Cat Litters

Works with Clumping & Natural Litters



Plant



Bentonite



Mineral



Mixed



Image: Demonstrates adding cat litter to the Duabes self-cleaning litter box, highlighting its compatibility with various clumping and natural litters.

5. OPERATING INSTRUCTIONS

5.1 Automatic Cleaning Cycle

The Duabes Self-Cleaning Litter Box is designed to automatically clean after your cat uses it. The built-in sensors detect when your cat enters and exits the unit. After a preset delay (adjustable via the app), the drum will rotate to sift the litter, depositing waste into the sealed waste drawer.

5.2 Manual Cleaning

You can initiate a cleaning cycle manually using the control panel buttons on the unit or through the Tuya Smart App. Press the 'Clean' button on the unit or select 'Clean' in the app to start a cycle.

5.3 Emptying the Drum

To completely empty the litter from the drum (e.g., for a full litter change), use the 'Empty' function via the Tuya

Smart App. This will rotate the drum to deposit all litter into the waste drawer.

5.4 Smart App Control

The Tuya Smart App provides comprehensive control and monitoring features:

- **Remote Operation:** Start/stop cleaning cycles, empty the drum, or reset the unit from anywhere.
- **Health Monitoring:** Track your cat's weight and litter box usage patterns.
- **Real-time Alerts:** Receive notifications for full waste drawer, cleaning cycle completion, or any detected issues.
- **Custom Settings:** Adjust cleaning delay times, ambient light colors and brightness, and switch between automatic and manual modes.

Intelligent Control via Smart App

Offers a hands-free experience, eliminating the need for scooping

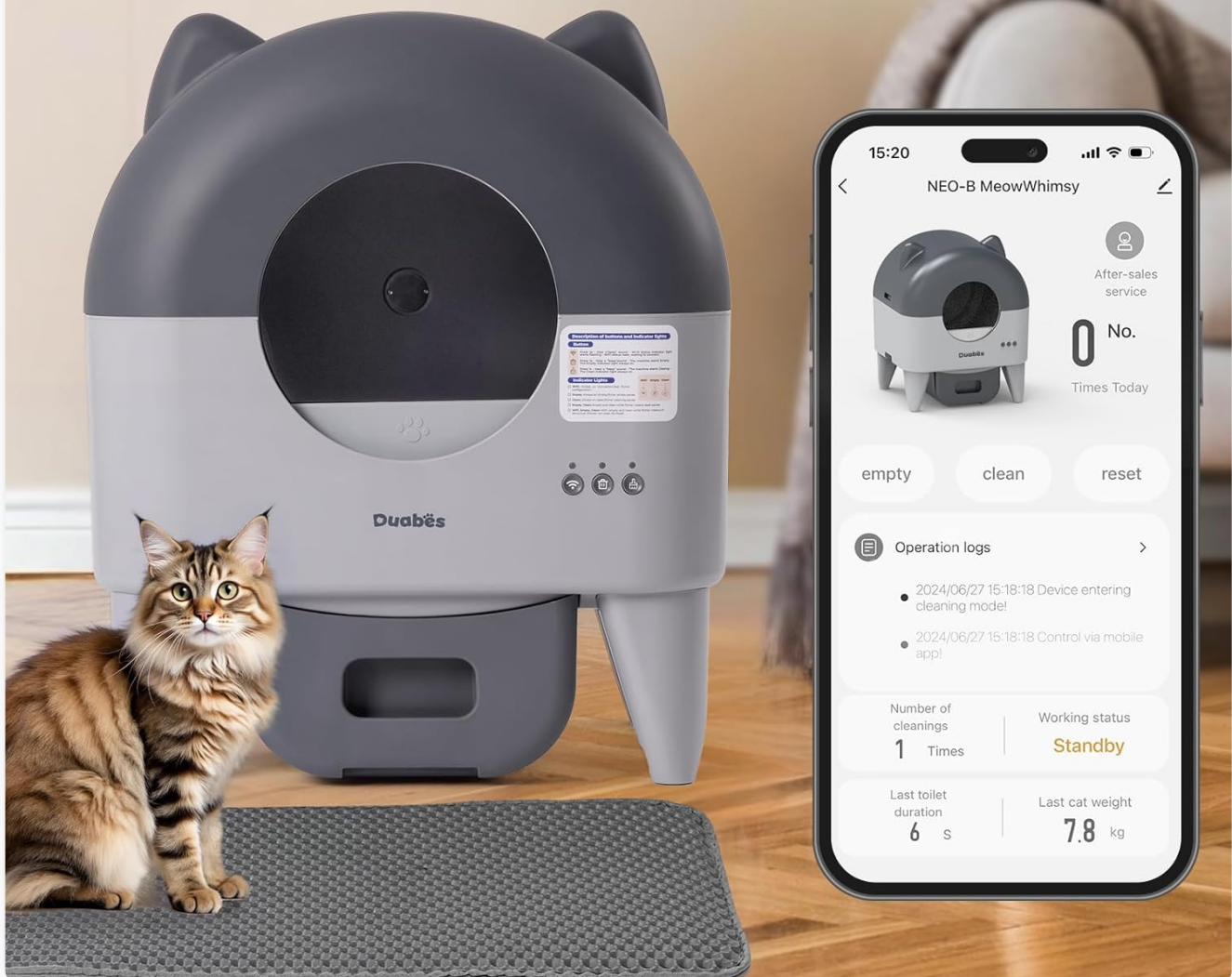


Image: The Duabes litter box with a smartphone displaying the Tuya Smart App interface, illustrating remote control and monitoring capabilities.

Intelligent Control via Smart App

Adjust the Light's Color
and Brightness for
the Perfect Ambience

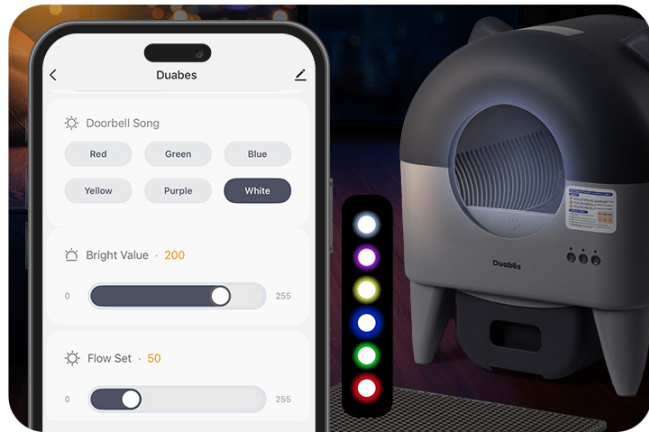


Image: The Duabes app interface showing controls for adjusting the ambient light color and brightness of the litter box.

6. MAINTENANCE AND CLEANING

Regular maintenance ensures the longevity and hygienic operation of your Duabes litter box.

6.1 Emptying the Waste Drawer

The waste drawer should be emptied regularly, typically every 1-2 weeks for a single cat, or as indicated by the app notification. Pull out the drawer, tie off the full trash bag, and replace it with a new one. Clean the drawer with mild soap and water if necessary.

6.2 Full Cleaning of the Unit

For a thorough cleaning, it is recommended to disassemble and clean the main components every 1-3 months, depending on usage.

1. **Power Off:** Unplug the unit from the power outlet.
2. **Remove Top Cover:** Gently lift and remove the top cover (cat ears section).
3. **Remove Drum:** Carefully lift the main rotating drum out of the base.
4. **Clean Components:** Wash the drum, top cover, and waste drawer with mild soap and water. Avoid harsh chemicals or abrasive cleaners. Ensure all parts are completely dry before reassembly.
5. **Clean Base:** Wipe down the base unit with a damp cloth. Do not immerse the base in water.
6. **Reassemble:** Place the dry drum back into the base, ensuring it is properly seated. Reattach the top cover.



Easy to Clean & Maintain

All Parts Are Removable for Hassle-Free Cleaning



Our litter box is designed for effortless maintenance. The top cover, drum, drum liner and trash bin are all removable, making cleaning quick and easy. Enjoy a hygienic experience with minimal effort.

Image: Step-by-step visual guide demonstrating how to disassemble the Duabes litter box for easy and thorough cleaning of its removable parts.

7. SAFETY INFORMATION

Your Duabes Self-Cleaning Litter Box is equipped with multiple safety features to protect your pets and ensure safe operation.

- **Infrared Sensors:** Two infrared sensors at the entrance detect when a cat is near or inside the unit, automatically pausing any cleaning cycle.
- **Gravity Sensors:** Precise weight detection prevents the cleaning cycle from starting if a cat is inside or on the unit.
- **Motor Overload Protection:** The system automatically stops if the motor experiences excessive strain, preventing damage and ensuring safe operation.

Important Safety Precautions:

- Do not allow children to play with or operate the litter box.
- Ensure the unit is unplugged before performing any cleaning or maintenance.
- Use only clumping cat litter. Do not use crystal litter, non-clumping litter, or other materials that may damage the sifting mechanism.
- Do not place the unit in a location where it could be exposed to water or excessive humidity.
- Keep the area around the litter box clear of obstructions.

Multiple Safety Sensors for Your Cat's Protection



Image: The Duabes litter box highlighting its multiple safety sensors, including infrared sensors, gravity sensors, and motor overload protection, designed to protect your cat.

8. TROUBLESHOOTING

Problem	Possible Cause	Solution
Unit not powering on	Power adapter not connected; power outlet issue	Ensure power adapter is securely plugged into the unit and a working outlet.
Cleaning cycle not starting automatically	Cat still inside/near; sensors obstructed; app settings	Ensure no cat is detected. Clean sensors if dirty. Check app settings for cleaning delay or manual mode.
Odor persists	Waste drawer full; insufficient litter; poor quality litter	Empty waste drawer. Ensure adequate litter level. Consider using a higher quality clumping litter. Perform a full cleaning.

Problem	Possible Cause	Solution
Litter getting stuck/not sifting properly	Litter type incompatible; litter level too high/low; drum/grate dirty	Ensure using clumping litter. Adjust litter level. Clean the drum and sifting grate thoroughly.
App not connecting to Wi-Fi	Incorrect Wi-Fi band; weak signal; incorrect password	Ensure your router is on 2.4GHz. Move unit closer to router. Re-enter Wi-Fi password carefully. Reset unit and try pairing again.

9. SPECIFICATIONS

Feature	Specification
Brand	Duabes
Model Name	self cleaning litter box
Litter Box Type	Automated Self-Cleaning Litter Box
Color	Charcoal Gray
Material	Acrylonitrile Butadiene Styrene (ABS)
Product Dimensions (LxWxH)	21.6 x 19.6 x 26 inches
Item Weight	29.7 Pounds
Litter Capacity	76 Liters
Waste Bin Capacity	13 Liters
Noise Level	Approximately 35dB
Connectivity	2.4GHz Wi-Fi (Tuya Smart App)
UPC	850076069001

Large Capacity for Multiple Cats

28 days of scooping for one cat

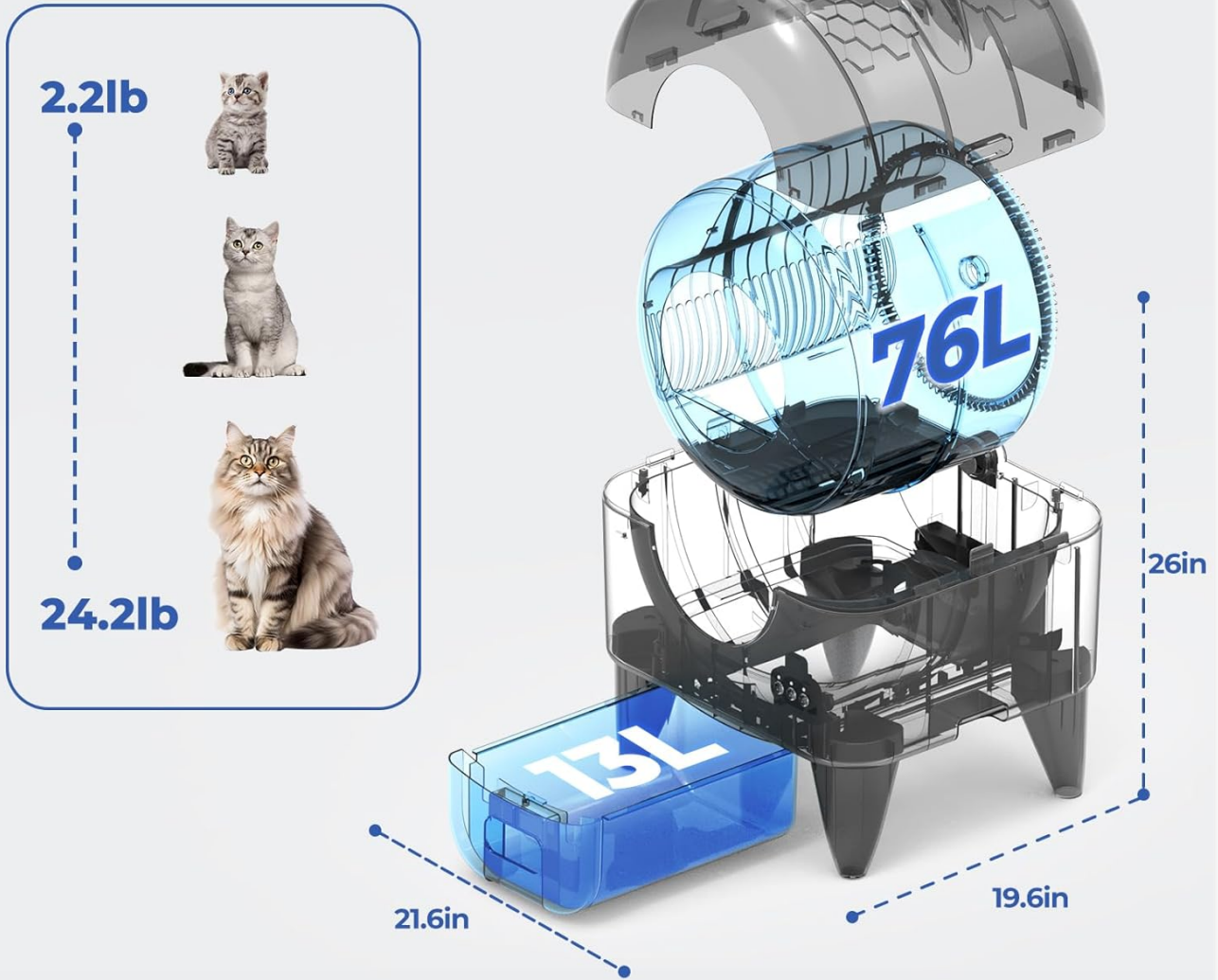


Image: An exploded view of the Duabes litter box, illustrating its 76L litter capacity, 13L trash bin, and overall dimensions, along with cat size comparisons.

10. WARRANTY AND SUPPORT

For warranty information, please refer to the documentation included with your purchase or contact Duabes customer support. If you encounter any issues or have questions regarding your Duabes Self-Cleaning Litter Box, please contact our customer support team for assistance.

Contact information for support can typically be found on the product packaging, the official Duabes website, or within the Tuya Smart App.

