

Manuals+

[Q & A](#) | [Deep Search](#) | [Upload](#)

manuals.plus /

› [ELEHEAR](#) /

› [ELEHEAR-Beyond Pro Hearing Aids User Manual](#)

ELEHEAR Beyond Pro SG1

ELEHEAR-Beyond Pro Hearing Aids User Manual

Model: Beyond Pro SG1

1. INTRODUCTION

The ELEHEAR-Beyond Pro Hearing Aids are advanced over-the-counter (OTC) devices designed to provide clear, natural sound for individuals seeking enhanced hearing. Featuring VocClear 2.0 technology, these hearing aids offer improved speech clarity, music mode, and seamless Bluetooth connectivity. They are designed for ease of use and comfort, integrating with a smart app for personalized control and offering real-time AI translation capabilities.



Figure 1.1: ELEHEAR-Beyond Pro Hearing Aids, charging case, and companion mobile application.

2. SETUP GUIDE

2.1 Unboxing and Initial Charge

Upon receiving your ELEHEAR-Beyond Pro Hearing Aids, carefully open the packaging and remove all components. It is recommended to fully charge the hearing aids and the charging case before first use.

- Place both hearing aids into the charging case.
- Connect the charging case to a power source using the provided USB cable.
- The indicator lights on the case will show charging status. A full charge provides up to 20 hours of runtime for the hearing aids, with the case offering an additional 4 full charges. A 15-minute fast charge provides up to 6 hours of use.

Power Up - Stay in Flow

15-Min Fast Charge = 6 Hours of Use - Power up while you grab coffee



Figure 2.1: Fast charging capability, providing hours of use from a short charge.

2.2 Fitting the Hearing Aids

The ELEHEAR-Beyond Pro features a featherlight Receiver-in-Canal (RIC) design for comfort. Multiple dome sizes are included to ensure a proper fit for various ear sizes.

1. Select the ear dome size that feels most comfortable and provides a secure fit in your ear canal.
2. Gently insert the hearing aid into your ear, ensuring the receiver wire sits comfortably over your ear and the dome is

properly seated in your ear canal.

3. The devices automatically turn on when removed from the charging case.



Figure 2.2: The hearing aids are designed for quick and comfortable setup.

2.3 App Installation and Pairing

The ELEHEAR smart app is available for both iOS and Android devices, providing enhanced control and customization.

- Download the "ELEHEAR" app from your device's app store.
- Open the app and follow the on-screen instructions to pair your ELEHEAR-Beyond Pro Hearing Aids via Bluetooth.
- The app's upgraded interface simplifies adjustments, including voice settings and soundscape selection.



Figure 2.3: The ELEHEAR app offers a simplified user interface for easy control.

3. OPERATING INSTRUCTIONS

3.1 Sound Enhancement with VocClear 2.0

The VocClear 2.0 technology provides 30% clearer speech by eliminating muffled, distorted, and sharp tones. It enhances high-frequency detail up to 8000Hz with ultra-low latency (8ms).

Speech Clarity Redefined

30% Clearer Speech with VocClear® 2.0



Feedback Control
(Whistle-Free)



Noise Reduction
(24 dB)



Ultra-high Gain
(50 dB)

Figure 3.1: VocClear 2.0 technology for enhanced speech clarity.

Realistic, Natural Vocal Tones

Say Goodbye to “What Did they Just Say?”
and Hello to Conversations that Flow



Figure 3.2: Experience realistic, natural vocal tones for clearer conversations.

3.2 Music Mode and Soundscapes

Activate Music Mode for a richer audio experience. The app also offers 20 immersive soundscapes, including rain, breeze, and ambient tones, to suit various moods and activities.

Music Mode That Moves You

Engineered for the Music You Love



Figure 3.3: Music Mode enhances the richness of every note.

3.3 Bluetooth Connectivity and Streaming

Equipped with Bluetooth 5.3, the hearing aids ensure ultra-clear voice pickup and playback. You can stream audio directly from your connected devices.

- Connect your hearing aids to your smartphone, tablet, or computer via Bluetooth.
- Enjoy clear audio for calls, music, videos, and online meetings.

Bluetooth 5.3

Our Enhanced Bluetooth Ensures Ultra-clear Voice Pickup and Playback, Wherever you go



Figure 3.4: Bluetooth 5.3 ensures clear voice pickup and playback for various activities.

3.4 Real-Time AI Translation

The ELEHEAR-Beyond Pro includes built-in support for 11 languages, enabling real-time AI translation using only your voice. This feature is ideal for travel, gaming, or cross-cultural communication.

- Access the translation feature through the ELEHEAR app.
- Speak into your device, and the hearing aids will provide real-time translation.



Figure 3.5: AI translation bridges language gaps for genuine cross-cultural connection.

4. MAINTENANCE AND CARE

Proper maintenance ensures the longevity and optimal performance of your ELEHEAR-Beyond Pro Hearing Aids.

4.1 Daily Cleaning

- After each use, gently wipe the hearing aids with a soft, dry cloth to remove any earwax or debris.
- Use the small brush provided (if included) to carefully clean around the ear dome and microphone openings.
- Do not use water, solvents, or cleaning fluids directly on the hearing aids.

4.2 Storage

- Store the hearing aids in their charging case when not in use to protect them and keep them charged.
- Keep the charging case and hearing aids in a cool, dry place, away from direct sunlight and extreme temperatures.

4.3 Battery Care

- Charge the hearing aids regularly, even if not used daily, to maintain battery health.
- Avoid completely draining the batteries before recharging.

5. TROUBLESHOOTING

If you encounter issues with your ELEHEAR-Beyond Pro Hearing Aids, refer to the following common problems and solutions:

Problem	Possible Cause	Solution
No Sound or Weak Sound	Low battery	Charge the hearing aids.
	Ear dome clogged with earwax	Clean the ear dome and sound outlet.
	Volume too low	Increase volume via the app.
	Not properly seated in ear	Re-insert the hearing aid correctly.

Problem	Possible Cause	Solution
Feedback (Whistling Sound)	Improper fit Earwax buildup in ear canal Hand or object too close to the hearing aid	Adjust the hearing aid for a snug fit; try a different dome size. Clean your ear canal (consult a professional if needed). Ensure nothing is obstructing the hearing aid.
Bluetooth Disconnection	Out of range Interference App issue	Move closer to your paired device. Restart Bluetooth on both devices. Restart the ELEHEAR app.
App Not Responding	App crash Connectivity issue	Close and reopen the app. Ensure hearing aids are connected via Bluetooth. Check for app updates.

6. SPECIFICATIONS







- **Model Number:** Beyond Pro SG1
- **Dimensions:** 1 x 1 x 1 inches (Package)
- **Weight:** 4.4 ounces (Package)
- **Batteries:** 3 Lithium Ion batteries (included)
- **Manufacturer:** ELEHAER
- **ASIN:** B0F99S235X
- **Sound Technology:** VocClear 2.0
- **Frequency Response:** Up to 8000Hz (enhanced high-frequency detail)
- **Latency:** 8ms (ultra-low)
- **Bluetooth Version:** 5.3
- **Charging:** 15-minute fast charge for 6 hours use; 20 hours runtime on single charge; case provides 4 additional charges.
- **AI Translation:** Supports 11 languages.

7. WARRANTY AND SUPPORT

For warranty information and customer support, please refer to the documentation included with your product or visit the official ELEHEAR website. You can also contact ELEHEAR customer service for assistance with setup, operation, or troubleshooting.

Manufacturer: ELEHAER

Official Brand Store: [ELEHEAR Store on Amazon](#)

	<p>ELEHEAR Alpha Pro OTC Hearing Aids User Manual</p> <p>Comprehensive user manual for the ELEHEAR Alpha Pro OTC hearing aids, detailing setup, operation, maintenance, troubleshooting, and warranty information for users with mild to moderate hearing impairment.</p>
	<p>ELEHEAR Beyond OTC User Manual: Comprehensive Guide to Your Hearing Aids</p> <p>Explore the ELEHEAR Beyond OTC User Manual for detailed instructions on setup, operation, maintenance, and troubleshooting of your advanced hearing aids. Enhance your hearing experience with ELEHEAR.</p>
	<p>ELEHEAR Beyond Pro User Manual</p> <p>User manual for the ELEHEAR Beyond Pro hearing aids, covering setup, operation, maintenance, troubleshooting, and safety information.</p>
	<p>ELEHEAR Beyond Hearing Aids User Manual: Operation, Setup, and Troubleshooting Guide</p> <p>Official user manual for ELEHEAR Beyond Hearing Aids. Learn about setup, operation, maintenance, troubleshooting, Bluetooth, and safety. Download the ELEHEAR app and find support.</p>
	<p>ELEHEAR Alpha User Manual</p> <p>User manual for ELEHEAR Alpha hearing aids, detailing introduction, accessories, product structure, operation guide, charging, wearing, maintenance, troubleshooting, precautions, technical parameters, FCC warnings, and product warranty.</p>
	<p>ELEHEAR Beyond Hearing Aids Test Report - FCC Compliance</p> <p>This document presents the test report for ELEHEAR Beyond Hearing Aids (Model RIC 03 series) conducted by Centre Testing International Group Co., Ltd., detailing compliance with FCC Part 15 Subpart C regulations.</p>