



[Manuals.plus](#) /

› [CAROMIO](#) /

› CAROMIO Heated Blanket Queen Size User Manual (Model SQB-QBD)

## CAROMIO SQB-QBD

# CAROMIO Heated Blanket Queen Size User Manual

Model: SQB-QBD

## 1. IMPORTANT SAFETY INSTRUCTIONS

---

Please read all instructions carefully before using your CAROMIO Heated Blanket. Retain this manual for future reference.

- **Electrical Safety:** Ensure the blanket is connected to a suitable power outlet. Do not use with damaged cords or plugs.
- **Overheat Protection:** This blanket is equipped with intelligent NTC&PTC heating wires and an automatic shut-off feature for your safety.
- **Proper Usage:** Do not fold, bunch, or tuck the blanket while in operation, as this can lead to overheating.
- **Children and Pets:** Keep out of reach of small children and pets. Do not allow pets to chew on the cords or blanket.
- **Medical Conditions:** Consult a physician before use if you have a pacemaker, diabetes, or any other medical condition that may be affected by heat.
- **Storage:** Store the blanket in a cool, dry place when not in use.



The CAROMIO Heated Blanket features built-in overheat protection and warm protection for user safety.

## 2. PRODUCT OVERVIEW

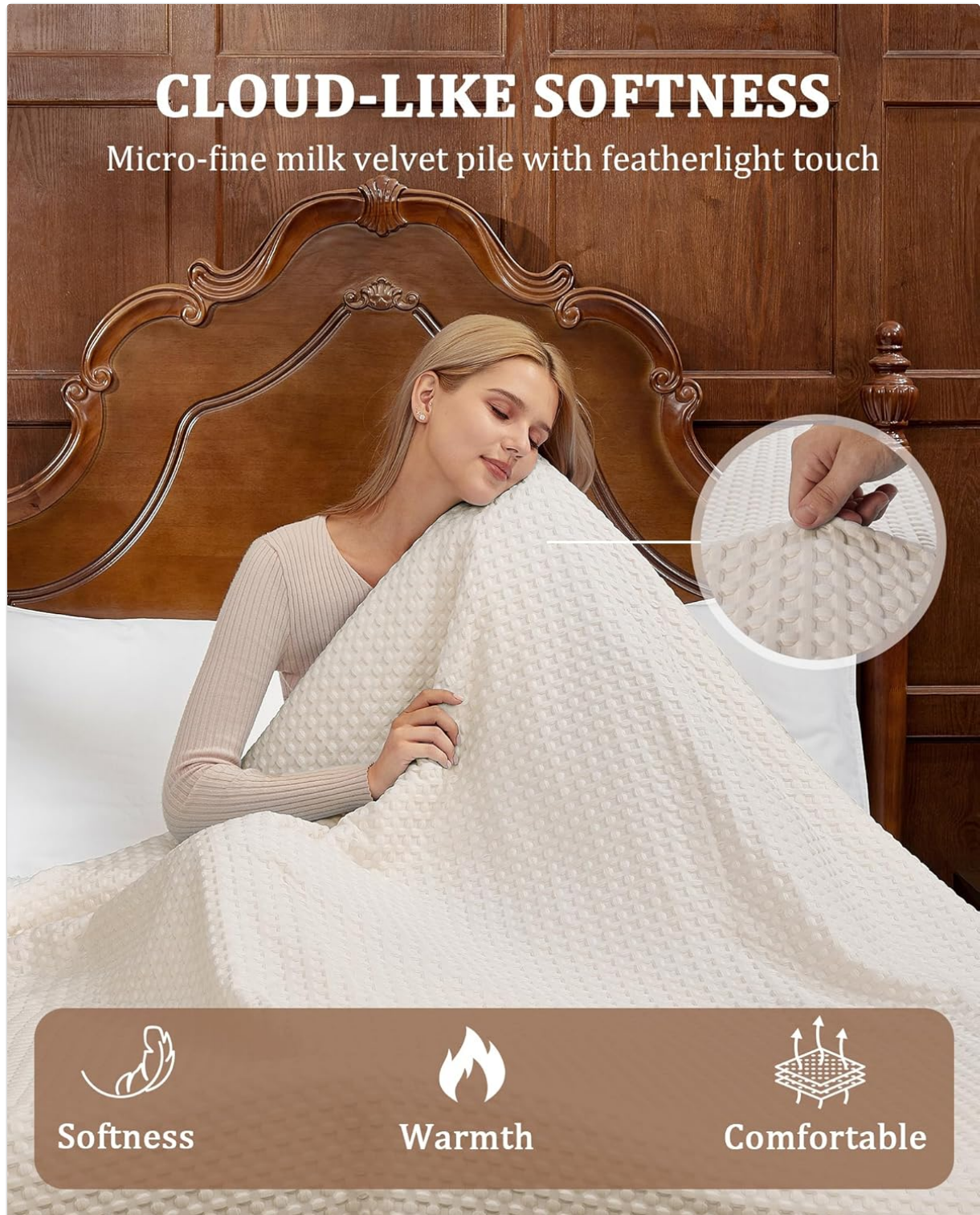
---

The CAROMIO Heated Blanket is designed for comfort and warmth, featuring a waffle weave texture and soft sherpa lining. It includes advanced heating technology and user-friendly controls.



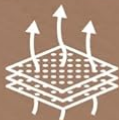
### Key Features:

- **Premium Material:** Crafted with thickened 240GSM velvet on one side and 200GSM sherpa on the other for exceptional softness.
- **Fast Heating System:** Upgraded heating wires provide soothing warmth in approximately 15 minutes, reaching a maximum temperature of 115°F.

- **Dual Controller:** Queen size blankets feature two independent LCD controllers for personalized heat settings on each side.
- **10 Heat Levels:** Customize your warmth with 10 adjustable heat settings.
- **1-12 Hour Timer:** Set an automatic shut-off timer for energy efficiency and peace of mind.
- **ETL Certified:** Ensures safety and reliability.
- **Machine Washable:** Easy to clean by removing the controller.




**CLOUD-LIKE SOFTNESS**  
Micro-fine milk velvet pile with featherlight touch

 **Softness**       **Warmth**       **Comfortable**

The blanket offers cloud-like softness, warmth, and comfort with its micro-fine milk velvet pile and sherpa backing.

# DUAL-ZONE HEATING

Data show 82% couples have 5°F+ sleep preferences  
|Dual-zone system resolves the sleep temperature gap



Dual-zone heating allows for individual temperature preferences, resolving sleep temperature gaps.



The blanket features upgraded PTC/NTC heating wires for safer and more reliable fast heating.

### 3. SETUP GUIDE

---

1. **Unpack the Blanket:** Carefully remove the blanket from its packaging. It may be vacuum-sealed; allow it to expand naturally.
2. **Position the Blanket:** Lay the heated blanket flat on your bed, ensuring it is evenly spread without any folds or creases. The connectors should be positioned at the foot of the bed.
3. **Connect the Controllers:** Locate the connection ports on the blanket. For Queen size, there are two ports. Firmly plug each controller's cable into its respective port until it clicks into place.
4. **Connect to Power:** Plug the power cord(s) from the controller(s) into a standard 120V AC electrical outlet. Ensure the outlet is easily accessible.



Ensure the blanket is spread smoothly on the bed before connecting power.

## 4. OPERATING YOUR HEATED BLANKET

---

Your CAROMIO Heated Blanket features an LCD dual controller for easy and precise temperature and timer adjustments.

### Controller Functions:

- **Power Button:** Press to turn the blanket ON or OFF.
- **Temperature Control (+/-):** Use the 'Temp +' and 'Temp -' buttons to cycle through 10 heat settings (ranging from 84°F to 115°F).
- **Timer Control (+/-):** Use the 'Timer +' and 'Timer -' buttons to set the automatic shut-off time from 1 to 12 hours.
- **LCD Display:** Shows the current heat level and remaining timer duration.

### Using Dual Controllers (Queen Size):

Each side of the Queen size blanket has its own independent controller. This allows two users to set their preferred heat and timer settings without affecting the other side.

# 10 Temp Modes × 1-12H Timer Settings

Customize Your Perfect Sleep Climate

84°F  115°F



**1-12**  
Hours Auto Off



**ETL**  
Certified



**10**  
Heating Settings


The LCD dual controllers allow for precise adjustment of 10 heat levels and 1-12 hour timer settings.

## 5. CARE AND MAINTENANCE

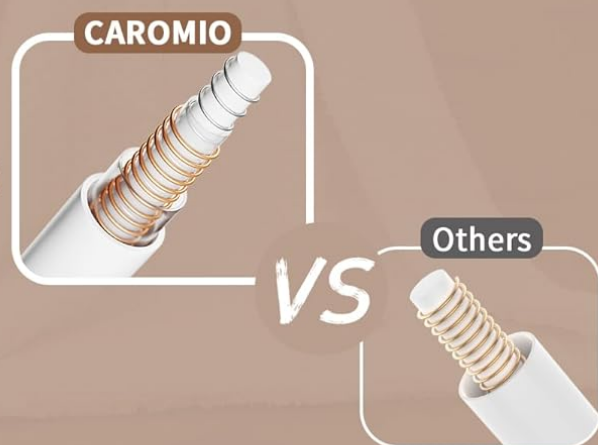
Proper care ensures the longevity and performance of your heated blanket.

1. **Disconnect Power:** Always unplug the blanket from the wall outlet and disconnect the controller(s) from the blanket before cleaning.
2. **Machine Washing:** Machine wash the blanket in cold water on a gentle cycle. Do not use bleach.
3. **Drying:** Tumble dry on a low-temperature setting. Gently stretch the blanket back to its original size and shape after washing to maintain optimal performance. Do not iron.
4. **Storage:** Ensure the blanket is completely dry before storing. Fold neatly and store in a cool, dry place.

# FAST HEATING



**Upgraded PTC/NTC heating wires, safer and more reliable. Overheat Protection & Fast Heating**



Always unplug the power connection from the blanket before washing.

## 6. TROUBLESHOOTING

If you encounter issues with your heated blanket, please refer to the following common solutions:

- **Blanket Not Heating:**
  - Ensure the power cord is securely plugged into both the wall outlet and the blanket controller.
  - Check if the wall outlet is functional by plugging in another appliance.
  - Verify the controller is turned ON and a heat setting is selected.
- **Controller Display Not Working:**

- Confirm all connections are secure.
- Try unplugging and re-plugging the blanket from the wall outlet to reset the controller.

- **Blanket Overheating or Shutting Off Unexpectedly:**

- Ensure the blanket is laid flat and not folded or bunched.
- The automatic shut-off feature may have activated due to the timer setting or safety protocols.

If problems persist after attempting these steps, please contact customer support.

## 7. PRODUCT SPECIFICATIONS

---

Feature	Detail
Model Name	SQB-QBD
Size	Queen (84" x 90")
Material	Waffle Weave Fabric + Sherpa (240GSM Velvet, 200GSM Sherpa)
Color	Beige-waffle Weave
Heat Levels	10 (Max 115°F)
Timer Settings	1-12 Hours Auto-Off
Controller	LCD Dual Controller
Certifications	ETL Certified, FCC
Care Instructions	Machine Washable (disconnect controller)
UPC	199414225670

# MACHINE WASHABLE



Sizing reference for different blanket dimensions and corresponding control/power cord lengths.

## 8. WARRANTY AND CUSTOMER SUPPORT

CAROMIO is committed to providing high-quality products and excellent customer service.

- **1-Year Protection Plan:** Your CAROMIO Heated Blanket is covered by a 1-year protection plan from the date of purchase.
- **Quality Issues:** If you experience any quality issues with your product, please contact our customer support team.
- **Customer Service:** We offer 24-hour after-sales service to assist you with any questions or concerns.

For support, please reach out to us via email. Refer to your purchase documentation for specific contact details.

For more information about CAROMIO products, visit our official store: [CAROMIO Store on Amazon](#)