

Manuals+

[Q & A](#) | [Deep Search](#) | [Upload](#)

Manuals.plus /

› [CAROMIO](#) /

› CAROMIO Heated Blanket (Model SQB-KBD) User Manual

CAROMIO SQB-KBD

CAROMIO Heated Blanket User Manual

Model: SQB-KBD | Brand: CAROMIO

INTRODUCTION

Thank you for choosing the CAROMIO Heated Blanket. This manual provides essential information for the safe and effective use, setup, operation, and maintenance of your new heated blanket. Please read all instructions carefully before use and retain this manual for future reference.

IMPORTANT SAFETY INSTRUCTIONS

Your safety is our top priority. Please adhere to the following guidelines:

- The CAROMIO heated blanket is ETL certified and equipped with intelligent NTC&PTC heating wires. These wires continuously monitor and regulate the temperature in real-time, ensuring a safe and reliable heating experience.
- The blanket features overheat protection and an automatic shutdown feature for enhanced safety.
- To prevent overheating, do not fold or bunch the heated blanket during use. Ensure it lies flat and unobstructed.
- Always disconnect the power cord from the wall outlet before cleaning or storing the blanket.
- Do not use this blanket with infants, children, incapacitated individuals, or persons insensitive to heat.
- Avoid using pins or other metallic objects with the blanket, as they can damage the heating elements.
- Do not dry clean this product.



Image: The CAROMIO Heated Blanket on a bed, highlighting its overheat and warm protection features for user safety.

SETUP INSTRUCTIONS

1. **Unpack the Blanket:** Carefully remove the heated blanket from its packaging. Allow it to expand and flatten naturally.
2. **Position the Blanket:** Place the heated blanket on your bed or desired surface, ensuring it is spread out evenly without any folds or creases.
3. **Connect the Controller(s):** Locate the connector(s) on the blanket and firmly plug in the controller(s). For King size blankets, there are dual controllers for independent temperature control.
4. **Plug into Power:** Plug the power cord(s) from the controller(s) into a standard 120V AC electrical outlet. Ensure the outlet is easily accessible.



Image: The CAROMIO Heated Blanket laid out on a bed, with its controllers positioned for easy access during setup.

OPERATING INSTRUCTIONS

Your CAROMIO Heated Blanket features an LCD dual controller for personalized comfort.

- **Power On/Off:** Press the 'Power' button on the controller to turn the blanket on or off.
- **Adjust Heat Levels:** Use the 'Temp +' and 'Temp -' buttons to select one of the 10 available heat settings. The maximum temperature reaches 115°F.
- **Set Timer:** Use the 'Timer +' and 'Timer -' buttons to set the automatic shut-off timer from 1 to 12 hours. This feature helps conserve energy and ensures safety.
- **Dual Control (King Size):** King size blankets are equipped with two independent controllers, allowing two users to customize their preferred heat and timer settings for each side of the blanket.

- **Fast Heating:** The upgraded heating wires provide soothing warmth in approximately 15 minutes.

10 Temp Modes × 1-12H Timer Settings

Customize Your Perfect Sleep Climate

84°F  115°F



 **1-12**
Hours Auto Off

 **ETL**
Certified

 **10**
Heating Settings

Image: A close-up view of the LCD Dual Controllers, illustrating the 10 temperature modes and 1-12 hour timer settings for customized comfort.



Image: A diagram illustrating the dual-zone heating capability of the blanket, allowing individual temperature preferences for two users.

CARE AND MAINTENANCE

Keeping your CAROMIO Heated Blanket clean is simple:

- **Disconnect Controllers:** Always remove the heating controller(s) and disconnect all power connections before washing.
- **Machine Washable:** Machine wash the blanket in cold water on a gentle cycle.
- **Drying:** Tumble dry on a low temperature setting. Gently stretch the blanket back to its original size after washing for optimal performance.
- **Do Not:** Do not bleach, iron, or dry clean the blanket.

MACHINE WASHABLE



Image: A woman placing the CAROMIO Heated Blanket into a washing machine, with an inset showing the power connection being unplugged before washing.

TROUBLESHOOTING

If you encounter any issues with your heated blanket, please refer to the following common solutions:

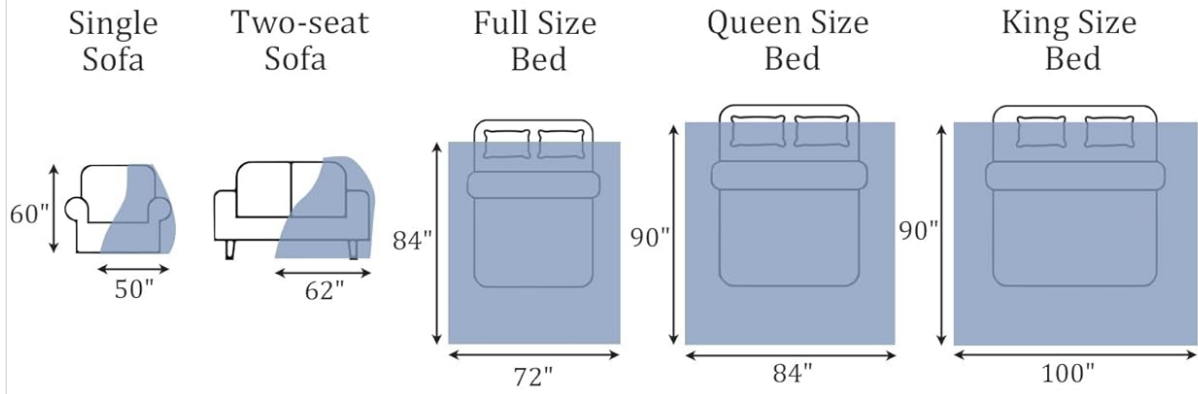
- **Blanket Not Heating:** Ensure all connections between the blanket, controller, and wall outlet are secure. Check if the power outlet is functioning correctly.
- **Controller Display Not Working:** Verify the power cord is fully plugged into the wall outlet and the controller is securely connected to the blanket.
- **Overheating or Malfunction:** If the blanket feels excessively hot or stops working unexpectedly, immediately unplug it from the power source. Do not fold or bunch the blanket during use, as this can cause localized overheating.

- **Quality Issues:** If there are any quality issues with the product, please reach out to customer support via email. A solution will be provided for your order within one year of purchase.

PRODUCT SPECIFICATIONS

Feature	Specification
Model Name	SQB-KBD
Size	King 90"x100"
Material	Waffle Weave Fabric + Sherpa
Color	Off White-waffle Weave
Heat Settings	10 Levels (up to 115°F)
Timer Settings	1-12 Hours Auto Shut-off
Controller Type	LCD Dual Controller
Safety Certification	ETL Certified
Care Instructions	Machine Washable (disconnect controllers)
Item Weight	10.72 pounds
Control Cord Length	10.3 FT
Power Cord Length	6 FT

SIZING REFERENCE



SIZE	CONTROL CORD	POWER CORD
Throw Size 50"x60"	2.95FT	6FT
Twin Size 62"x84"	10.3FT	6FT
Full Size 72"x84"	10.3FT	6FT
Queen Size 84"x90"	10.3FT	6FT
King Size 90"x100"	10.3FT	6FT


PLEASE NOTE

The color of this product appear slightly different on various mohitors.



Image: A sizing reference table detailing dimensions and cord lengths for various CAROMIO Heated Blanket sizes, including King 90"x100".

FAST HEATING



Upgraded PTC/NTC heating wires, safer and more reliable. Overheat Protection & Fast Heating

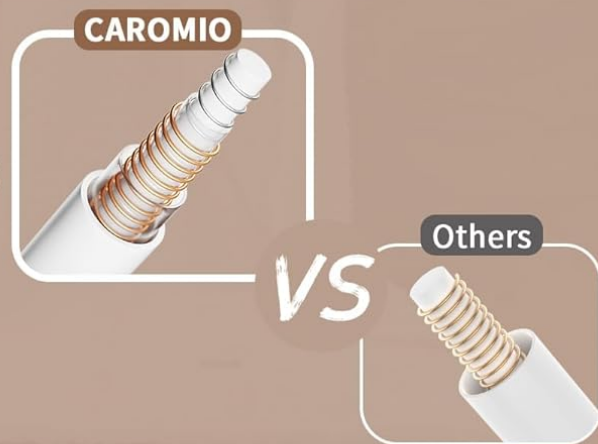


Image: A cutaway diagram illustrating the layered construction of the blanket, highlighting the 240 GSM milk velvet, double layer non-woven fabric, PTC/NTC heating wires, and 200 GSM sherpa, along with ETL certification.

WARRANTY AND SUPPORT

CAROMIO is committed to providing high-quality products and customer satisfaction.

- **1-Year Protection Plan:** Your heated blanket is covered by a 1-year protection plan against manufacturing defects.
- **Customer Service:** For any quality issues or support needs, please contact our 24-hour after-sales service via email. We are dedicated to providing a prompt solution for your order.

