

## BWT Advanced PRO 600

# BWT Pool Robot Advanced PRO 600 Instruction Manual

Model: Advanced PRO 600 (125576416)

## INTRODUCTION

---

This manual provides essential information for the safe and efficient operation, maintenance, and troubleshooting of your BWT Advanced PRO 600 Robotic Pool Cleaner. Please read this manual thoroughly before using the device and retain it for future reference.

## SAFETY INFORMATION

---

Always observe the following safety precautions to prevent injury or damage to the device:

- Ensure the power supply is disconnected before performing any maintenance or cleaning.
- Do not operate the robot if the power cable is damaged. Contact customer support for replacement.
- Keep children and pets away from the pool area while the robot is operating.
- The robot is designed for pool cleaning only. Do not use it for other purposes.
- Only use the original power supply unit provided with the robot.
- Do not enter the pool while the robot is in operation.
- The transformer is rated IP54; the robot itself is IP68 waterproof. Ensure the transformer is placed in a dry, protected area.

## PACKAGE CONTENTS

---

Verify that all items are present in the package:

- BWT Advanced PRO 600 Robotic Pool Cleaner
- Power Supply Unit (Transformer)
- 60 ft (18 m) Floating Cable
- Fine and Ultra-fine Mesh Filter Baskets (pre-installed or separate)
- Transport Caddy
- Instruction Manual (this document)



Image: The BWT Advanced PRO 600 Robotic Pool Cleaner, showcasing its compact design and integrated handle.

## SETUP

---

### 1. **Unpacking and Initial Placement**

Carefully remove the robot and all accessories from the packaging. Place the transport caddy on a flat, stable surface near the pool.



Image: Side view of the BWT Advanced PRO 600, highlighting its ergonomic handle for easy lifting.

## 2. **Power Connection**

Connect the floating cable from the robot to the power supply unit. Ensure the connection is secure. Plug the power supply unit into a grounded electrical outlet. Position the power supply unit at least 3.5 meters (11.5 feet) from the edge of the pool and in a shaded area to prevent overheating.

## 3. **Submerging the Robot**

Gently lower the robot into the pool. Allow it to sink to the bottom, releasing any trapped air. Ensure the floating cable is untangled and has enough slack to allow the robot to move freely across the entire pool surface.



Image: The BWT Advanced PRO 600 being carefully lowered into a pool, showing water displacement.

## OPERATING INSTRUCTIONS

---

### 1. **Starting a Cleaning Cycle**

Once the robot is submerged and the power supply is connected, press the power button on the power supply unit or the robot itself (if applicable) to initiate a cleaning cycle. The robot will begin its programmed cleaning path.

### 2. **Cleaning Modes**

The Advanced PRO 600 offers cleaning cycles of 1.5, 2, or 2.5 hours. Select the desired cycle duration based on your pool's size and cleaning needs. The robot will clean the pool floor, walls, and waterline.




Image: The BWT Advanced PRO 600 actively cleaning the wall of a swimming pool, demonstrating its wall-climbing capability.

### 3. **Automatic Shut-off**

The robot is equipped with an automatic shut-off feature. It will power down automatically once the selected cleaning cycle is complete.

### 4. **Retrieving the Robot**

After the cleaning cycle, disconnect the power supply unit from the electrical outlet. Gently pull the floating cable to bring the robot to the edge of the pool. Use the ergonomic handle to lift the robot out of the water. The quick water release system will help drain water efficiently, reducing the robot's weight.

## **MAINTENANCE**

---

Regular maintenance ensures optimal performance and extends the lifespan of your BWT Advanced PRO 600.

### 1. **Filter Cleaning**

The robot features a 2-level filter system with fine and ultra-fine mesh baskets. After each cleaning

cycle, or as needed, clean the filter baskets:

- Disconnect the robot from the power supply.
- Open the top access cover of the robot.
- Remove the filter baskets.
- Rinse the filter baskets thoroughly with a garden hose until all debris is removed.
- Reinsert the clean filter baskets and close the top access cover securely.




Image: Top-down view of the BWT Advanced PRO 600, illustrating the easy-access filter compartment for cleaning.

## 2. **Brush Cleaning**

Inspect the 4 independent active scrubbing brushes (2 front, 2 back) and tracks for any trapped debris, hair, or algae. Clean them as necessary using a brush or hose.





Image: Underside view of the BWT Advanced PRO 600, displaying its active scrubbing brushes and robust track system.

### 3. Storage

When not in use for extended periods, clean the robot thoroughly, ensure it is dry, and store it on its transport caddy in a cool, dry, and shaded area, away from direct sunlight and extreme temperatures.

## TROUBLESHOOTING

Problem	Possible Cause	Solution
Robot does not start.	No power supply; cable not connected; power button not pressed.	Check power connections; ensure outlet is functional; press power button.
Poor cleaning performance.	Clogged filter baskets; worn brushes; insufficient cleaning cycle duration.	Clean filter baskets; inspect and replace brushes if necessary; select a longer cleaning cycle.
Robot gets stuck or moves erratically.	Obstruction in pool; tangled cable; air trapped in robot.	Remove obstructions; untangle cable; gently shake robot underwater to release air.
Robot does not climb walls or clean waterline.	Clogged filters; water chemistry imbalance (e.g., high calcium); worn brushes.	Clean filters; check pool water chemistry; inspect brushes.

## SPECIFICATIONS

Feature	Detail
---------	--------

Feature	Detail
Model Name	Advanced PRO 600
Item Model Number	125576416
Product Dimensions (L x W x H)	14.76" x 14.37" x 7.87" (37.5 cm x 36.5 cm x 20 cm)
Weight	14.3 lbs (6.5 kg)
Cable Length	60 ft (18 m)
Cleaning Cycle Options	1.5, 2, or 2.5 hours
Suction Power	70 gpm (16 m³/h)
Power Consumption	150 W
Robot Waterproof Rating	IP68
Transformer IP Rating	IP54
Suitable Pool Size	Up to 40ft x 20ft (in-ground pools)
Suitable Pool Types	All surface types, including tiles and liners; suitable for saltwater pools.
Filtration System	Dual-level (fine and ultra-fine mesh baskets)
Brushes	4 independent active scrubbing brushes

## WARRANTY AND SUPPORT

### Warranty Information







The BWT Advanced PRO 600 Robotic Pool Cleaner comes with an extended 3-year warranty. Please retain your proof of purchase for warranty claims. The warranty covers manufacturing defects and malfunctions under normal use conditions.

### Customer Support

For technical assistance, troubleshooting not covered in this manual, or warranty inquiries, please contact BWT customer support. Refer to the official BWT website or your purchase documentation for current contact information.

Manufacturer: BWT



	<p><a href="#">BWT ICE 500 / ICE 600 Robotic Pool Cleaner User Manual</a></p> <p>Comprehensive guide to operating, maintaining, and troubleshooting the BWT ICE 500 and ICE 600 robotic pool cleaners. Learn about system overview, operating conditions, components, cleaning cycles, and warranty information.</p>
	<p><a href="#">BWT D-Line D400/D500/D600 Robotic Pool Cleaner Operating Instructions Manual</a></p> <p>Comprehensive operating instructions and user manual for BWT D-Line D400, D500, and D600 robotic pool cleaners. Learn about system overview, operation, maintenance, storage, and troubleshooting for optimal pool cleaning performance.</p>
	<p><a href="#">BWT D400/D500/D600 Robotic Pool Cleaner Operating Instructions</a></p> <p>Comprehensive operating, maintenance, and troubleshooting guide for the BWT D400, D500, and D600 robotic pool cleaners. Learn how to set up, use, and maintain your pool cleaner for optimal performance.</p>
	<p><a href="#">BWT B100 / B200 Robotic Pool Cleaner Operating Instructions</a></p> <p>Comprehensive operating instructions and user manual for BWT B100 and B200 robotic pool cleaners. Learn about system overview, operation, maintenance, troubleshooting, and warranty information for these residential swimming pool cleaning robots.</p>
	<p><a href="#">BWT ES600, ES700, ES800 Robotic Pool Cleaner User Manual</a></p> <p>Comprehensive user manual for the BWT ES-Line robotic pool cleaners (ES600, ES700, ES800). Learn about setup, operation, maintenance, and troubleshooting for efficient pool cleaning.</p>
	<p><a href="#">BWT D-Line D400 D500 D600 Robotic Pool Cleaner Operating Instructions and Maintenance Guide</a></p> <p>Comprehensive operating instructions and maintenance guide for BWT D-Line D400, D500, and D600 robotic pool cleaners. Learn about system overview, operation, filter cleaning, storage, troubleshooting, and warranty information for optimal pool cleaning performance.</p>

## Documents - BWT – Advanced PRO 600



### [BWT ADVANCED PRO Robotic Pool Cleaners: Models 100, 150, 250, 600](#)

Discover the BWT ADVANCED PRO robotic pool cleaners (models 100, 150, 250, 600) designed for efficient, intelligent, and thorough pool cleaning. Featuring dual filtration, planetary gear technology, and app connectivity, these lightweight cleaners ensure crystal clear water and optimal coverage for all pool types and surfaces.

lang:en score:29 filesize: 11.35 M page\_count: 12 document date: 2022-12-06

ADVANCED PRO LINE

PRO 100PRO 150PRO 250

	ADVANCED PRO 100	ADVANCED PRO 150	ADVANCED PRO 250
POOL SIZE	10' to 22' x 5'	10' to 42' x 5'	10' to 52' x 5'
CLEANING OPTIONS	Pool, Deck, Wall, Sides	Pool, Wall, Sides	Pool, Wall, Sides
CLEANING DURATION	120	24	120
FILTER TYPE	Single PVC	Single PVC	Single PVC
POWER SUPPLY	Single PVC	Single PVC	Single PVC
BRUSHES	Single PVC	Single PVC	Single PVC
PLATFORM	Dual Drive - Blower	Dual Drive - Blower	Dual Drive - Blower
GYROSCOPE SYSTEM	Yes	Yes	Yes
SUCTION FLOW	High	High	High
CABLE LENGTH	100' (30.5m) grey	150' (45.7m) grey	150' (45.7m) grey
SWIVEL	Yes	Yes	Yes
TRANSPORT	Yes	Yes	Yes
WARRANTY	2 Years	2 Years	2 Years - 3 Months

ADVANCED PRO LINE 100, 150, 250 & 600

Advanced Pro Line Robotic Pool Cleaners: Features and Specifications

Detailed specifications for the Advanced Pro Line of robotic pool cleaners, including models PRO 100, PRO 150, PRO 250, and PRO 600. Covers pool size, cleaning options, duration, filter type, power supply, brushes, platform, gyroscope system, suction flow, cable length, swivel, transport, and warranty.

lang:en score:21 filesize: 1.18 M page\_count: 2 document date: 2023-01-03

BWT  
Pool Products

BWT Pool US  
2025 Catalog

Made for pools, built for you!

[pdf] Accessories Catalog

BWT Pool US 2025 Catalog 2 дня назад — « F1RX RXT will have additional functions Premium App The be unlocked with the cleaner s product code Wifi and Bluetooth app Salesbook Products bwt en us media documents salesbook pool products rev bc2f7e56c6de4f14ab571f01cdd355de |||

BWT Pool US 2025 Catalog Made for pools, built for you 2 BWT POOL US 2025 SALES BOOK 4 7 9 ... ownload from the App Store AVAILABLE ON New Gen CORE 7 Advanced Pro Line Robotic pool cleaners Advanced PRO 600 Powerful Lightweight Double hyperfine filtration P R Premium application with ...

lang:en score:18 filesize: 17.9 M page\_count: 56 document date: 2025-02-10