

[Manuals.plus](#) /

› [Lohhuby](#) /

› Lohhuby Automatic Self-Cleaning Cat Litter Box User Manual (Model CAST-LB500B)

Lohhuby CAST-LB500B

Lohhuby Automatic Self-Cleaning Cat Litter Box User Manual

Model: CAST-LB500B

1. PRODUCT OVERVIEW

The Lohhuby Automatic Self-Cleaning Cat Litter Box is designed to provide a clean and hygienic environment for your feline companion. This open-design litter box features smart app control, health monitoring capabilities, and advanced safety mechanisms. It is suitable for medium cats and kittens.

Lohhuby Self-Cleaning Cat Litter Box

Accompany your cat for a lifetime



Image: The Lohhuby Automatic Self-Cleaning Cat Litter Box, showcasing its design and key features alongside several cats.

Key Features:

- **App Control:** Manage and monitor the litter box remotely, including cleaning schedules and real-time updates.
- **Open-Design:** Provides ample space for cats, ensuring easy access and maintaining a fresh environment.
- **Smart Health Monitor:** Tracks cat weight, toilet time, toileting time, and daily usage count.
- **Anti-Pinch Safety:** Equipped with technology that halts operation if touched, ensuring pet safety.
- **Quiet Operation:** Operates at a low noise level (approximately 32dB), similar to a refrigerator.
- **Easy Maintenance:** Features a no-buckle design for simple drum removal and washing.
- **Large Capacity Waste Drawer:** 12-liter capacity, suitable for up to 12 days for a single cat.

2. SAFETY INFORMATION

Please read all safety instructions before operating the device to prevent injury or damage.

Important Safeguards:

- **Anti-Pinch Design:** The litter box is designed with anti-pinch technology to protect both cat paws and human fingers. The unit will stop immediately if it detects contact during operation.
- **Real-Time Gravity Sensor:** Integrated sensors detect when a cat enters or exits the litter box, pausing any cleaning cycles until the cat has safely left the unit.
- Ensure the unit is placed on a stable, level surface.
- Keep the power cord away from water and heat sources.
- Do not allow children to play with or operate the litter box without adult supervision.
- Use only clumping cat litter as recommended.

Focus on Child and Cat Safety



Safe for children's fingers and your cat's paws — no risk of getting caught.



Anti-pinch design

Real-Time Gravity Sensor

If your cat touches the litter box, it stops immediately and waits until your cat leaves.




Image: Visual representation of the anti-pinch design and real-time gravity sensor for enhanced safety.

3. SETUP GUIDE

The Lohhuby Automatic Self-Cleaning Cat Litter Box requires minimal assembly and is designed for easy setup.

Initial Assembly:

1. Unpack all components from the packaging.
2. Place the main unit on a flat, stable surface.
3. Insert the waste drawer into the designated slot at the bottom of the unit.
4. Add clumping cat litter to the inner drum, ensuring it does not exceed the maximum fill line.
5. Connect the power adapter to the unit and plug it into a wall outlet.

App Connection:

- Download the official Lohhuby app from your smartphone's app store.
- Follow the in-app instructions to connect your litter box to your home Wi-Fi network.
- **Note:** The device supports 2.4G Wi-Fi networks only. Ensure your router is configured accordingly or select the 2.4G band during setup.

APP Remote Control

Track your cat's every toilet habit anytime, anywhere.



One Press Clean



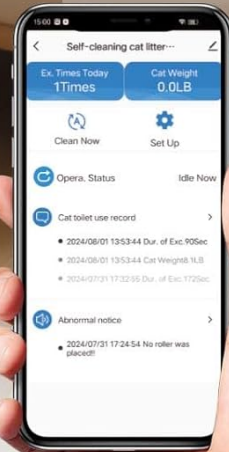
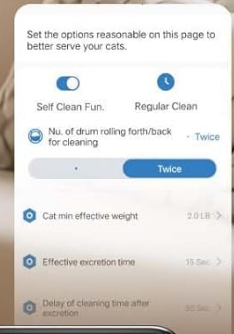
Cat Weight Tracking



Regular Clean



Cleaning Frequency Setting



Note: Supports 2.4G Wi-Fi only.

Image: The litter box demonstrating app remote control capabilities for tracking and cleaning.

4. OPERATING INSTRUCTIONS

The Lohhuby Automatic Self-Cleaning Cat Litter Box offers both automatic and manual cleaning options, controllable via the device or the dedicated app.

Automatic Operation:

- Once powered on and connected to the app, the litter box will automatically detect when your cat uses it.
- After a preset delay (configurable in the app), the cleaning cycle will initiate, sifting waste into the bottom drawer.

App Control Features:

- **One-Press Clean:** Manually initiate a cleaning cycle from your smartphone.
- **Regular Clean:** Set up recurring cleaning schedules based on your preference.

- **Cleaning Frequency Setting:** Customize how often the unit cleans after use.
- **Cat Weight Tracking:** Monitor your cat's weight trends, which can be an indicator of health.
- **Health Monitoring:** View detailed reports on toilet time, toileting duration, and daily usage count.

We Care About Your Cat's Health

The app records detailed litter box data.

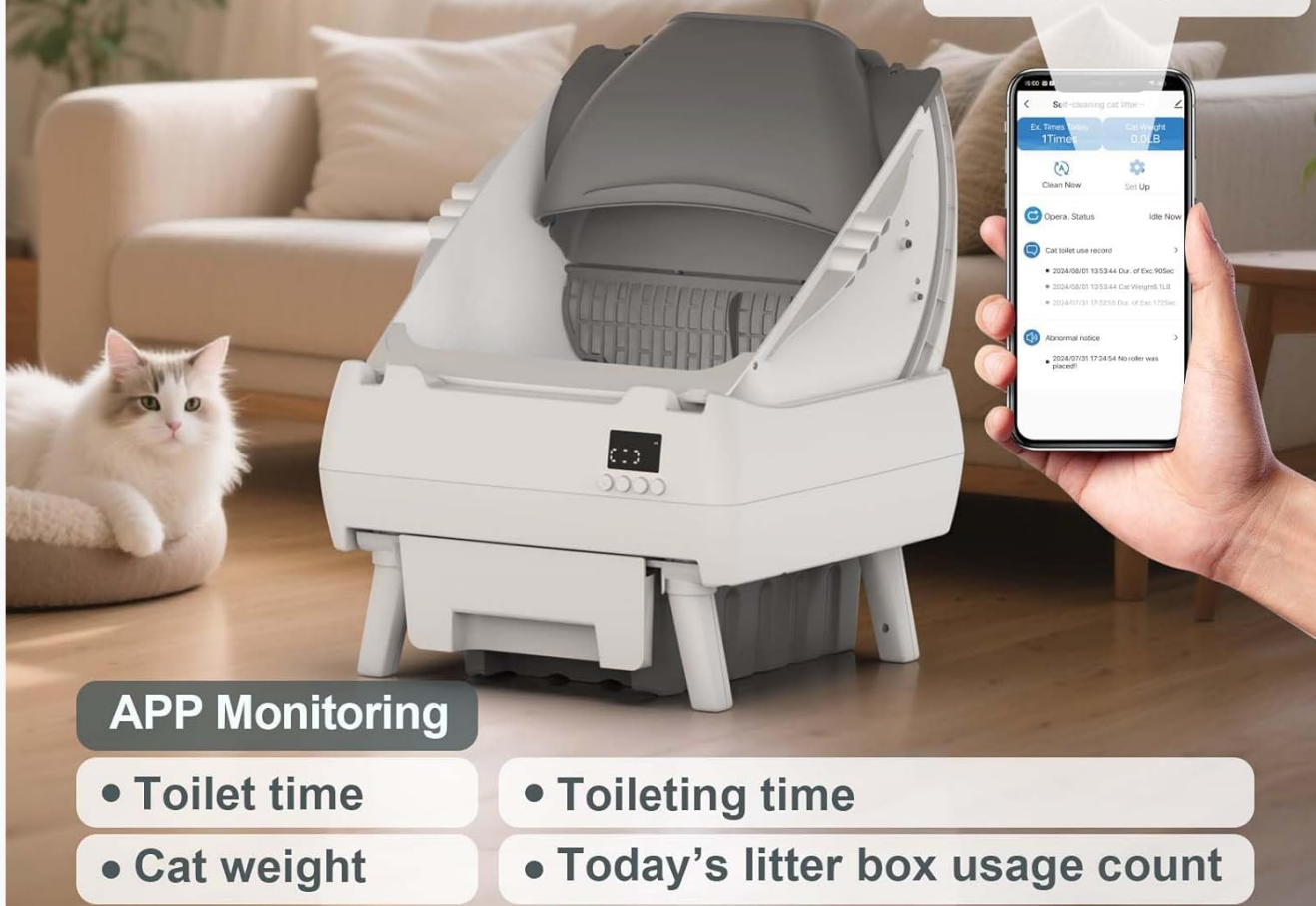
2024/07/31

17:32:55 Dur. of Exc.172Sec

17:32:55 Cat Weight8.2LB

17:24:55 Dur. of Exc.24Sec

17:24:54 Cat Weight15.7LB



APP Monitoring

• Toilet time

• Toileting time

• Cat weight

• Today's litter box usage count

Image: The app interface displaying comprehensive cat health and usage data.

5. MAINTENANCE AND CLEANING

Regular cleaning ensures optimal performance and hygiene for your cat. The Lohhuby litter box is designed for easy maintenance.

Waste Drawer Emptying:

- The waste drawer has a 12-liter capacity and can hold waste for approximately 12 days for one cat.
- When the waste drawer is full, the app may provide a notification, or a 'Trash bin full' reminder may appear on the unit.
- Simply pull out the waste drawer, dispose of the contents, and replace the liner bag.

Inner Drum Cleaning:

- The inner drum features a no-buckle design, allowing for easy removal.
- Lift the inner drum from the base unit.
- All parts of the drum are washable. You can rinse it with water and mild soap.
- Ensure the drum is completely dry before placing it back onto the base unit.

No Buckle Design

No buckle design, just lift the drum to clean easily
It will automatically return to its original position when it is put back on the base



Image: Illustration of how to easily remove and wash the inner drum.

Easy to Clean

Quick bag change by pulling out the trash can.
All parts of the drum can be washed.
Let you clean without worries.



Image: Visual guide for quick bag changes and washing the drum.

6. TROUBLESHOOTING

If you encounter any issues with your Lohhuby Automatic Self-Cleaning Cat Litter Box, please refer to the following common solutions.

Common Issues and Solutions:

- **Unit Not Cleaning:**

- Check if the waste drawer is full and needs emptying.
- Ensure the unit is properly powered and connected to Wi-Fi.
- Verify no obstructions are preventing the drum from rotating.
- Confirm the gravity sensor is not detecting a cat inside the unit.

- **App Connectivity Issues:**

- Ensure your Wi-Fi network is 2.4G.
- Restart your router and the litter box.
- Re-pair the device with the app following the setup instructions.

- **Odor Issues:**

- Empty the waste drawer more frequently.
- Clean the inner drum and base unit thoroughly.
- Ensure you are using high-quality clumping cat litter.

- **Litter Sticking to Sides:**

- This can sometimes occur with certain litter types or humidity levels. Regular cleaning of the drum will mitigate this.

If the problem persists, please contact customer support for further assistance.

7. SPECIFICATIONS

Feature	Detail
Model Name	CAST-LB500B-White-001
ASIN	B0F99576CF
Brand	Lohhuby
Dimensions (L x W x H)	19.3" x 19.7" x 24.3"
Item Weight	20 Pounds
Material	Plastic
Color	White
Litter Box Type	Automated Self-Cleaning Litter Box
Target Audience	House-cats (Medium cats and kittens)
Waste Drawer Capacity	12 Liters
Noise Level	≤32dB
Connectivity	2.4G Wi-Fi only

Large Capacity

✓ Suitable for multi-cat households

✓ Suitable for cats 4 months old and above

12 Days
For One Cat



Please use clumping cat litter

Image: Dimensions and capacity details of the Lohhuby Automatic Litter Box.

8. WARRANTY AND SUPPORT

Lohhuby is committed to providing reliable products and excellent customer service.

Customer Support:

We offer 24/7 support to assist you with any questions or concerns regarding your Automatic Self-Cleaning Cat Litter Box. Please do not hesitate to reach out for prompt assistance.

For support, please refer to the contact information provided with your product packaging or visit the official Lohhuby website.

Warranty Information:

Specific warranty details are typically included with your product purchase. Please consult the warranty card or documentation provided in the box for information on coverage duration and terms.



© 2025 Lohhuby. All rights reserved.