

WUBEN G5 and C3

WUBEN G5 and C3 Rechargeable EDC Flashlights User Manual

Models: G5 (400 Lumens) & C3 (1200 Lumens)

1. INTRODUCTION

This manual provides detailed instructions for the safe and effective use of your WUBEN G5 and C3 Rechargeable EDC Flashlights. The WUBEN G5 is a compact, dual-light source flashlight offering 400 lumens with a unique rotatable head and RGB auxiliary light. The WUBEN C3 is a powerful, 1200-lumen flashlight designed for extended illumination with multiple modes. Please read this manual thoroughly before operation and retain it for future reference.



An image showing both the compact WUBEN G5 flashlight and the cylindrical WUBEN C3 flashlight, highlighting their distinct designs.

2. PACKAGE CONTENTS

Please check the package for the following items:

- WUBEN G5 EDC Flashlight
- WUBEN C3 Flashlight

- USB Type-C to Type-A Charging Cable
- Lanyard Strap
- User Manual (this document)

3. WUBEN G5 FLASHLIGHT OVERVIEW

The WUBEN G5 is a versatile and compact everyday carry (EDC) flashlight. It features a dual-light source system, including a powerful white LED and a multi-color RGB auxiliary light. Its unique 180-degree rotatable head and adjustable clip provide flexible lighting options.

400LM
Max Brightness

Proudly
Ultra-versatile

52g Compact Size of
a Pocket Lighter



1 Click Switch
in 3 Modes



180°
Rotation
3+
Ways of use



RGB Rainbow
Single Light with
10 LM



An infographic detailing the WUBEN G5's features, including 400 lumens max brightness, 52g compact size, 3-mode click switch, 180-degree rotation, and 10 lumen RGB rainbow light.

Key Features of G5:

- **Maximum Output:** 400 lumens
- **Beam Distance:** Up to 82 meters

- **Dual Light Sources:** Cold white main light (3 modes) and RGB auxiliary light (7 colors)
- **Rotatable Head:** 180-degree adjustable lamp head for multi-angle lighting
- **Compact Design:** Small and lightweight, ideal for EDC
- **Durability:** Rugged metal body, IP68 water resistance, impact and pressure-proof

Practical ECL

G5 offers impressive **2-400 lumens** output with stepless dimming and a maximum reach of **82 meters**, blending high performance with ultimate portability.




Min **2LM** Max **400LM**

A person using the WUBEN G5 flashlight to illuminate shelves in a dimly lit warehouse, demonstrating its practical everyday carry (ECL) capabilities with adjustable brightness from 2 to 400 lumens.

Signaling RGB

The 10Lumens **RGB light** offers **7 colors**, switchable for signal or ambiance, with more possibilities to explore.



RGB light



The WUBEN G5 flashlight attached to a backpack, emitting a red RGB light, illustrating its 10-lumen signaling capability with 7 available colors.

Rotating Boost Adaptability

Brilliant 180° Rotating Head


& Adjustable Clip for adaptability to any working angle you need.



An image demonstrating the WUBEN G5's 180-degree rotating head and adjustable clip, showing how it can be positioned for various lighting angles.

4. WUBEN C3 FLASHLIGHT OVERVIEW

The WUBEN C3 is a high-performance flashlight designed for powerful and broad illumination. It utilizes a Germany-imported P9 LED to deliver a bright output across multiple modes, making it suitable for various outdoor and everyday tasks.



An image illustrating the WUBEN C3 flashlight's performance, highlighting its 1200 lumens maximum output, 179 meters beam distance, and up to 143 hours runtime.

Key Features of C3:

- **Maximum Output:** 1200 lumens
- **Beam Distance:** Up to 179 meters (588 ft)
- **Lighting Modes:** 6 distinct modes
- **Lens:** High Transmittance TIR Lens (92-93% light transmittance)
- **Material:** Durable metal construction

BRIGHT AND LARGE LIGHTING

OUR $>160^\circ$


VS

OTHERS $<100^\circ$

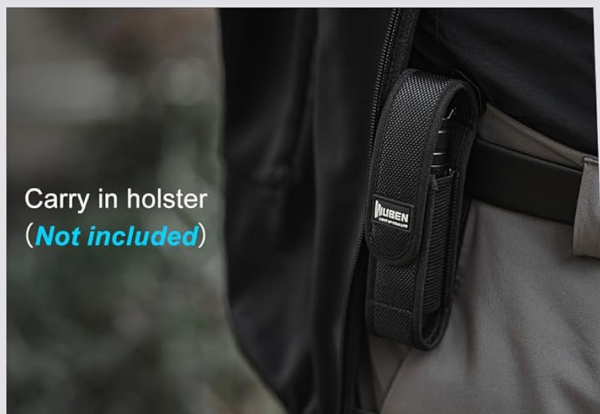
A comparison image showing the WUBEN C3's wide 160-degree lighting beam compared to a narrower beam from another flashlight, demonstrating its broad illumination capability.

ERGONOMIC DESIGN


4.78 in long, weighs 4.34 oz, its pocket size makes it great for everyday




Clip on pockets



Carry in holster
(**Not included**)



Clip on backpack



Charge in the car



With lanyard

An image showcasing the ergonomic design of the WUBEN C3 flashlight and various carrying methods, including clipping onto pockets, a holster (not included), a backpack, and charging in a car.

5. SETUP

5.1 Charging the Flashlights

Both WUBEN G5 and C3 flashlights are equipped with a Type-C charging port for convenient and fast charging. Before first use, fully charge both devices.

1. Locate the Type-C charging port on your flashlight. For the G5, it's revealed by a quick release mechanism. For the C3, it's typically under a protective cover.
2. Connect the provided USB Type-C to Type-A charging cable to the flashlight and a compatible USB power source (e.g., wall adapter, power bank, computer USB port).
3. The charging indicator light will show the charging status. Refer to the specific flashlight's indicator behavior for details (e.g., red for charging, green for fully charged).
4. Charging supports up to 2600 mAh. Once fully charged, disconnect the cable.

TYPE-C CHARGING

Up to **2600 mAh** of reliable power



The WUBEN C3 flashlight connected via a Type-C cable for charging, indicating its compatibility with up to 2600 mAh power sources.

5.2 Attaching the Lanyard

To prevent accidental drops and for easy carrying, attach the provided lanyard strap to your flashlight. Locate the lanyard hole on the flashlight body and thread the loop of the lanyard through it, then pass the main strap through the loop to secure it.

6. OPERATING INSTRUCTIONS

6.1 WUBEN G5 Operation

The WUBEN G5 features a sliding pulley switch and a dimming wheel for intuitive control.

- **Main Light (Cold White):**
 - **Turn On/Off:** Slide the pulley switch to activate or deactivate the main light.

- **Mode Selection:** The main light has 3 adjustable modes (Low, Medium, High). Cycle through these modes by sliding the pulley switch.
- **Brightness Adjustment:** Use the dimming wheel located on the side to precisely adjust the brightness level of the main light. Slide it up to increase brightness and down to decrease.
- **Auxiliary RGB Light:**
 - **Activation:** Refer to the specific button or switch for RGB light activation (usually a separate button or a specific sequence with the main switch).
 - **Color Selection:** The RGB light offers 7 colors (red, orange, yellow, green, cyan, blue, purple). Cycle through colors by pressing the RGB control button.
 - **Special Effects:** Some models may include flashing or other signaling effects. Refer to the manual for specific button presses to activate these.
- **Rotatable Lamp Head:** The lamp head can be rotated 180 degrees to direct the light as needed. This allows for versatile hands-free operation when clipped to clothing or gear.

6.2 WUBEN C3 Operation

The WUBEN C3 is operated via a single button for power and mode selection.

1. **Turn On/Off:** Press the power button once to turn the flashlight on. Press it again to turn it off.
2. **Mode Cycling:** While the flashlight is on, press and hold the power button to cycle through the 6 available lighting modes. Release the button to select the desired mode.
3. **Memory Function:** The C3 typically remembers the last used mode when turned off and on again.

7. MAINTENANCE

Proper maintenance ensures the longevity and optimal performance of your WUBEN flashlights.

- **Cleaning:** Wipe the flashlight body with a soft, damp cloth. Avoid using harsh chemicals or abrasive materials. Keep the lens clean for maximum light output.
- **Battery Care:** Recharge the flashlights regularly, even if not in frequent use, to maintain battery health. Avoid completely draining the battery before recharging. Store in a cool, dry place.
- **Water Resistance:** The WUBEN G5 is IP68 rated, meaning it is dust-tight and protected against continuous immersion in water up to 1.5 meters for 30 minutes. The WUBEN C3 is water resistant. Ensure all port covers are securely closed before exposing the flashlights to water. Do not intentionally submerge the C3.
- **Storage:** When storing for extended periods, charge the battery to approximately 50% and recharge every 3-6 months.

8. TROUBLESHOOTING

If you encounter issues with your WUBEN flashlights, please refer to the following common solutions:

- **Flashlight Not Turning On:**

- Check if the battery is charged. Connect to a power source and observe the charging indicator.
- Ensure the power button/switch is fully engaged.

- **Light is Dim or Flickering:**

- The battery level may be low. Recharge the flashlight.
- For G5, check the dimming wheel setting.

- **Charging Not Working:**

- Ensure the charging cable is securely connected to both the flashlight and the power source.
- Try a different USB port or charging adapter.
- Inspect the charging port for any debris or damage.

- **Modes Not Changing:**

- Refer to the operating instructions for the correct sequence to change modes for your specific model (G5 or C3).

If these steps do not resolve the issue, please contact WUBEN customer support for further assistance.

9. SPECIFICATIONS

Feature	WUBEN G5	WUBEN C3
Max Lumens	400 Lumens	1200 Lumens
Max Beam Distance	82 meters	179 meters (588 ft)
Light Source Type	LED (White & RGB)	LED (P9)
Modes	3 White Light Modes + 7 RGB Colors	6 Modes
Power Source	Battery Powered (Lithium Ion)	Battery Powered (Lithium Ion)
Charging	Type-C Fast Charging	Type-C Charging (up to 2600 mAh)
Material	Metal	Metal
Water Resistance	IP68	Water Resistant
Special Features	180-degree Rotatable Head, Adjustable Clip	High Transmittance TIR Lens

10. WARRANTY AND SUPPORT

WUBEN products are manufactured to high-quality standards and are guaranteed against manufacturing defects. For specific warranty terms and conditions, please refer to the warranty card included with your product

or visit the official WUBEN website.

For technical support, service, or any inquiries regarding your WUBEN G5 or C3 flashlights, please contact WUBEN customer service through their official website or the contact information provided in your product packaging.

WUBEN Official Website: www.wubenlight.com