

Marshall Kilburn III

Marshall Kilburn III Bluetooth Speaker User Manual

Model: Kilburn III

INTRODUCTION

The Marshall Kilburn III is a premium portable Bluetooth speaker designed to deliver exceptional audio quality with a classic aesthetic. It features 360° True Stereophonic sound, robust dust and water resistance, and an extended battery life, making it suitable for various environments. This manual provides detailed instructions for setting up, operating, maintaining, and troubleshooting your Kilburn III speaker.

WHAT'S IN THE BOX

- Marshall Kilburn III Speaker
- USB-C to USB-C charging cable
- Quick Start Guide
- Legal and Safety Information





Figure 1: Included components with the Marshall Kilburn III speaker.

PRODUCT OVERVIEW

The Kilburn III features intuitive controls and a durable design. Familiarize yourself with the main components and controls:



DYNAMIC LOUDNESS

Perfect audio at every volume.

Figure 2: Top panel controls of the Kilburn III speaker.

Volume Knob: Adjusts the overall sound output level.

Bass Knob: Controls the low-frequency audio output.

Treble Knob: Controls the high-frequency audio output.

Power Switch: Toggles the speaker on/off.

Bluetooth Button: Initiates Bluetooth pairing mode.

M-Button: Allows switching between custom EQ modes (configurable via the Marshall app).

Battery Indicator: LED bar indicating remaining battery life.



Figure 3: Rear panel connections of the Kilburn III speaker.

USB-C Power Input/Output: Used for charging the speaker and for using the speaker as a power bank to charge other devices.

AUX 3.5mm Input: For connecting audio devices via a 3.5mm audio cable.

SETUP

Charging the Speaker

Before first use, fully charge the Kilburn III speaker. Use the included USB-C to USB-C charging cable.

1. Connect one end of the USB-C cable to the USB-C port on the rear of the speaker.
2. Connect the other end of the USB-C cable to a compatible USB power adapter (not included) or a USB-C power source.
3. The battery indicator LEDs on the top panel will illuminate to show charging progress. All LEDs will be solid when fully charged.



Figure 4: Charging the Kilburn III speaker via USB-C.

Bluetooth Pairing

To connect your audio device to the Kilburn III via Bluetooth:

1. Pull the power switch towards the front until the speaker turns on.
2. Push and hold the Bluetooth button on the top panel until the LED turns to a slow pulse, indicating pairing mode.
3. On your audio device (smartphone, tablet, laptop), open the Bluetooth settings.
4. Select "Kilburn III" from the list of available devices.
5. Once connected, the Bluetooth LED on the speaker will turn solid.



Figure 5: Marshall Kilburn III ready for Bluetooth pairing.

OPERATING INSTRUCTIONS

Basic Playback

- Ensure the speaker is powered on and connected via Bluetooth or AUX.
- Start playing audio from your connected device.
- Adjust the Volume knob on the speaker to your desired listening level.



Figure 6: Adjusting the volume on the Kilburn III.

Adjusting Sound

Customize your audio experience using the dedicated Bass and Treble knobs:

- Turn the **Bass knob** clockwise to increase bass, or counter-clockwise to decrease it.
- Turn the **Treble knob** clockwise to increase treble, or counter-clockwise to decrease it.

Using the M-Button (Custom Modes)

The M-button allows you to cycle through pre-set or custom equalizer modes. To configure these modes, you may need to use the official Marshall app (if available for this model).

- Press the **M-button** to switch between available sound modes.

Charging External Devices (Power Bank Function)

The Kilburn III can act as a power bank to charge your mobile devices:

- Connect your device's USB-C charging cable to the USB-C port on the rear of the Kilburn III.
- The speaker will begin charging your device. Note that using this feature will reduce the speaker's playtime.

MAINTENANCE

- To ensure the longevity and optimal performance of your Marshall Kilburn III speaker, follow these maintenance guidelines:
- **Cleaning:** Use a soft, dry cloth to wipe the speaker's surfaces. Do not use abrasive cleaners, alcohol, or chemical solvents.
 - **Water and Dust Resistance:** The speaker is IP54 rated, meaning it is resistant to dust and water splashes from any direction. However, it is not waterproof and should not be submerged in water. Ensure all ports are dry before charging.
 - **Storage:** Store the speaker in a cool, dry place away from direct sunlight and extreme temperatures.
 - **Battery Care:** For optimal battery life, avoid fully discharging the battery frequently. Charge the speaker regularly, even if not in use for extended periods.

TROUBLESHOOTING

If you encounter issues with your Kilburn III, try the following solutions:

Problem	Possible Solution
Speaker does not turn on.	Ensure the battery is charged. Connect the speaker to a power source using the USB-C cable.
Cannot pair via Bluetooth.	<ul style="list-style-type: none">◦ Ensure the speaker is in pairing mode (Bluetooth LED slowly pulsing).◦ Make sure Bluetooth is enabled on your audio device.◦ Move the speaker closer to your device.◦ Forget "Kilburn III" from your device's Bluetooth list and try pairing again.◦ Restart both the speaker and your audio device.
No sound or low volume.	<ul style="list-style-type: none">◦ Increase the volume on both the speaker and your audio device.◦ Ensure the correct input source (Bluetooth/AUX) is selected.◦ Check if the audio cable (if using AUX) is securely connected.
Sound distortion.	<ul style="list-style-type: none">◦ Reduce the volume on both the speaker and your audio device.◦ Adjust the Bass and Treble knobs to a neutral position or lower.◦ Ensure the audio source is not distorted.
Battery drains quickly.	<ul style="list-style-type: none">◦ Ensure the speaker is fully charged before use.◦ High volume levels and using the power bank feature will reduce battery life.◦ Battery performance may degrade over time with normal use.

SPECIFICATIONS

Feature	Detail
Model Name	Kilburn III
Speaker Type	Portable Speaker
Color	Black & Brass
Product Dimensions	10.75"D x 5.91"W x 6.65"H


Feature	Detail
Item Weight	6.17 Pounds
Battery Life	50 Hours
Charging Time	3 Hours
Wireless Communication Technology	Bluetooth
Bluetooth Range	33 Feet
Water Resistance Level	Water Resistant (IP54 rated)
Speaker Maximum Output Power	36 Watts
Audio Output Mode	Stereo
Control Method	Touch (Knobs)
Power Source	Battery Powered

WARRANTY AND SUPPORT

The Marshall Kilburn III comes with a Limited Warranty. For detailed warranty information, please refer to the "Legal and Safety Information" document included in your product packaging.

For further assistance, technical support, or to purchase replacement parts, please visit the official Marshall website or contact their customer service. You can also refer to the [User Manual \(PDF\)](#) for additional details.


© 2025 Marshall. All rights reserved.



[\[pdf\]](#) User Manual Quick Start Guide Troubleshooting Guide Guide

Marshall Kilburn III Bluetooth Speaker Premium Water Resistance Portable Wireless Speakers 50 Playtime Black and Brass One Size III1007443 User Manual B0FBX7Q618 B07H7CZ6BZ B0F967JT5Y B094MTQLYL B0F96FWCDFC1ChGPVhrjLm media amazon images | C1ChGPVhrjL |||

KILBURN III PORTABLE LOUDSPEAKER FULL ONLINE MANUAL CONTENTS
INDEX Getting started 005 Id the Bluetooth button until the LED turns to a slow pulse to start pairing mode. 4 AUDIO CONTROLS Kilburn III includes three controls for adjusting the audio. 5 BATTERY INDICATOR The 10-segment batt...
lang:en score:35 filesize: 4.39 M page_count: 396 document date: 2025-06-10



[Marshall Kilburn III Portable Loudspeaker User Manual](#)

User guide for the Marshall Kilburn III portable loudspeaker, detailing device features, setup, operation, battery management, and troubleshooting tips. Learn how to connect via Bluetooth, use media controls, and maintain your device for optimal performance.

lang:en score:31 filesize: 338.78 K page_count: 10 document date: 2025-05-27



[\[pdf\]](#)

LEGENDARY SOUND INSIDE OUT El Corte Inglés Navigate features with the customisable M button

along Marshall Bluetooth app Adjust your bass and treble turn speaker on or off Play por

001038545240640 d1 dam elcorteingles es producto |||

TAGLINE PRIMARY LEGENDARY SOUND, INSIDE OUT 50 HOURS OF
PORTABLE PLAYTIME PRODUCT TITLE/ITEM NAME Kilburn III: Portable speaker
with 50 hours of playtime PRODUCT COPY SEO FOCUSED Short: This portable
speaker comes with 360 True Stereophonic sound and makes a statement wherever
displayed. Med...

lang:en score:20 filesize: 249.16 K page_count: 4 document date: 2025-03-24



[\[pdf\]](#)

Основные сведения Сертификат Заявитель May 12 2023 · II Marshall Woburn III Acton Stanmore


Stanmore 10032160 img mvideo ru certificates Certificates |||

020/2011 , 004/2011 - - ... more, Marshall Stanmore II, Marshall Stanmore III,

Marshall Kilburn , Marshall Kilburn II, Marshall Kilburn III, KILBURN STEEL

8518220009 - - - , IEC 61000-3-3-2015 , ...

lang:en score:18 filesize: 98.32 K page_count: 8 document date: 2023-05-12




[pdf] Test Report SAR Rating

1 Jim MPE Report Marshall Group AB KBURNIII PORTABLE LOUDSPEAKER 2BBQK 2BBQKKBURNIII
kburniii

Test Report No.:2406210098-SE-US-01 RF Exposure Report FCC ID: 2BBQK-
KBURNIII Applicant: Marshall Group AB Address: Centralplan 15 111 20 Stockholm
Sweden Manufacturer: Marshall Group AB Address: Centralplan 15 111 20
Stockholm Sweden Product s : PORTABLE LOUDSPEAKER Brand: Marshall Test
Model s : K...

lang:en score:17 filesize: 586.42 K page_count: 7 document date: 2025-01-17



[pdf] Test Report

BLE Test Report Marshall Group AB KBURNIII PORTABLE LOUDSPEAKER 2BBQK 2BBQKKBURNIII
kburniii

Test Report No.: 2406210098-RF-US-02 FCC Part 15, Subpart C Test Report FCC
ID: 2BBQK-KBURNIII Appl ... Centralplan 15 111 20 Stockholm Sweden Product:
PORTABLE LOUDSPEAKER Brand Marshall Test Model s : **KILBURN III** Series
Model s : N/A Test Date: Dec. 02, 2024 - Dec. 31, 2024 Issued Date: Jan. 17, 2025...

lang:en score:11 filesize: 3.59 M page_count: 57 document date: 0000-00-00

LYNS-TCI

Test Report No.: 2406210098-RF-US-01

2406210098-RF-US-01

2406210098-RF-US-01

FCC Part 15, Subpart C

Test Report

FCC ID: 2BBQK-KBURNIII

Applicant: Marshall Group AB

Address: Carlsplan 15 111 20 Stockholm Sweden

Manufacturer: Marshall Group AB

Product: PORTABLE LOUDSPEAKER

Brand(s): Marshall

Test Model(s): KILBURN III

Series Model(s): N/A

Test Date: Dec. 02, 2024 - Dec. 31, 2024

Issued Date: Jan. 17, 2025

Issued By: Hsueh-Hsing (Dongguan) Testing Co., Ltd.


Address: No. 101, Building 101, Yuyuan 2 Road, Yuyuan Industrial Park, Huangpiang, Taichung City, People's Republic of China


Test Form Registration No.: 810806


Designation No.: CN1205

Standards: 47 CFR FCC Part 15, Subpart C (Section 15.247) AND CIS-102013

The above equipment has been tested by Hsueh-Hsing (Dongguan) Testing Co., Ltd. and found compliant with the requirements of the above standards. The test record, data evaluation & Equipment Under Test (EUT) configurations represented herein are true and accurate accounts of the measurements of the sample's EMC characteristics under the conditions specified in this report.

Prepared by:  Wendy Lee

Reviewed by:  Syc Yang

Approved by:  Syc Yang

This report is for your exclusive use. Any copying or modification of this report is on the sole basis of your own responsibility. It is not to be used for any other purpose. The report was prepared by Hsueh-Hsing (Dongguan) Testing Co., Ltd. and is not to be used for any other purpose. The report was prepared by Hsueh-Hsing (Dongguan) Testing Co., Ltd. and is not to be used for any other purpose. The report was prepared by Hsueh-Hsing (Dongguan) Testing Co., Ltd. and is not to be used for any other purpose.

Lab: Hsueh-Hsing (Dongguan) Testing Co., Ltd.

Address: No. 101, Building 101, Yuyuan 2 Road, Yuyuan Industrial Park, Huangpiang, Taichung City, People's Republic of China

Phone: +86 910 8101010

Website: www.hstesting.com

Page 1 of 1

[pdf] Test Report

1 Jim BT Test Report Marshall Group AB KBURNIII PORTABLE LOUDSPEAKER 2BBQK 2BBQKKBURNIII kburniii

Test Report No.: 2406210098-RF-US-01 FCC Part 15, Subpart C Test Report FCC ID: 2BBQK-KBURNIII Appl ... Ian 15 111 20 Stockholm Sweden Product s : PORTABLE LOUDSPEAKER Brand s : Marshall Test Model s : **KILBURN III** Series Model s : N/A Test Date: Dec. 02, 2024 - Dec. 31, 2024 Issued Date: Jan. 17, 2... lang:en score:11 filesize: 2.86 M page_count: 61 document date: 2025-01-17

INTEROFFICE MEMORANDUM

SUBJECT: JSC Process

DATE: May 15, 1972

TO: Ken Olsen

FROM: Roy Gould

DEPARTMENT: Trace Shows -3

After our conversation regarding the JSC Museum, I talked with Ben Allen in the JSC Department to see if there were any files or what had been done to write on it. He informed me that they (the JSC group) have suggested waiting for the design and construction of it. I suggested that he inform you of their plans.

Ken

DEC 11 1972

DEC 11 1972

[pdf] User Manual Declaration of Conformity

computer generations Computer History Museum Archive A place for maChine and programming manuals us the abdve 1 Publish a IJ ser Manual all DOC services explaining in greater detail 102740424 05 01 acc archive puterhistory org resources access text 2018 08 , - ;,;.. -. --- --:- ,. .: ,;,: : . , -, -. .;... ::- t - I N T E F- 0 F.FIC.E MEMORA.ndu f /1 ,r ; -:- - ; , - ;: , - -:- - - - . DEC Mu s eum : -;: - Ken Olsen _ . . - . II . , lang:en score:10 filesize: 23.16 M page_count: 460 document date: 2017-11-06