

## Beautyrest BR003025

# Beautyrest Luxury Hotel Collection Queen Size White Goose Feather Down Fiber Comforter Instruction Manual

Model: BR003025

## INTRODUCTION

This manual provides essential instructions for the proper setup, use, and maintenance of your Beautyrest Luxury Hotel Collection Queen Size White Goose Feather Down Fiber Comforter. Designed for ultimate comfort, this comforter features a premium blend of white goose feather and down fiber, encased in a soft, breathable 100% cotton cover. It is processed with FreshLoft technology to be hypoallergenic and is certified by the American Feather and Down Council, ensuring high quality and a comfortable sleep experience.

## SETUP AND INITIAL PREPARATION

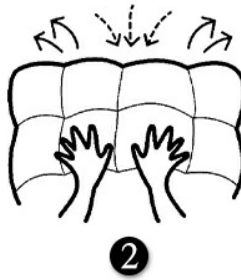
Your comforter is vacuum-packed for efficient shipping. Follow these steps to prepare it for first use:

1. **Unpack:** Carefully remove the comforter from its vacuum-sealed packaging.
2. **Shake and Fluff:** Gently shake and pat the comforter to help distribute the filling and restore its loft.
3. **Allow to Expand:** For optimal fluffiness, allow the comforter to rest for up to 24 hours. You may also tumble dry it on a low heat setting for 15-20 minutes to further enhance its loft.


## USE GUIDE | WHAT TO DO WHEN RECEIVING THE COMFORTER



Take your comforter duvet insert out of the vacuum bag



Gently pat and shake your comforter duvet insert



Wait up to 24 hours before first use

TIPS: let it rest for up to 24 hours after taking it out of the box to ensure maximum downiness

Image: Visual guide for unpacking and fluffing the comforter.

### USAGE AND WARMTH LEVELS

This comforter is designed to provide comfort across various seasons. It is available in different warmth levels:

- **Light Warmth:** Suitable for warmer climates or individuals who prefer less insulation.
- **All-Season:** Offers a balanced warmth, ideal for year-round use in moderate climates.
- **Extra Warmth:** Provides maximum insulation for colder environments or those who prefer significant warmth.

To secure a duvet cover, utilize the four corner loops and four middle tabs integrated into the comforter's design. This prevents shifting and ensures the duvet cover stays in place.



**LIGHTWEIGHT**

**YEAR-ROUND**

**EXTRA WARMTH**



Image: Detail of the corner loop for securing a duvet cover.

# Comforter Warmth Level



**LIGHTWEIGHT**



**YEAR-  
ROUND**



**EXTRA  
WARMTH**




Image: Visual representation of different warmth levels available for the comforter.

## Maintenance and Care Instructions

Proper care will extend the life and maintain the quality of your comforter.

- **Cleaning:** This comforter is marked as **Dry Clean Only**. Do not machine wash or bleach.
- **Fluffing:** To maintain loft and even distribution of filling, regularly shake and fluff the comforter.
- **Storage:** Store in a breathable bag in a cool, dry place when not in use. Avoid compressing for long periods.

## Troubleshooting

If you encounter any issues with your comforter, consider the following:

- **Comforter appears flat:** This is normal after vacuum-packaging. Follow the "Setup and Initial Preparation" steps, including shaking and allowing up to 24 hours for full expansion. Tumble drying on low heat for 15-20 minutes can also help restore loft.
- **Uneven filling:** The sewn-through box construction is designed to prevent shifting. If minor shifting occurs, gently pat and redistribute the filling by hand.

## Specifications

Brand	Beautyrest
Model Name	Beautyrest White Goose Feather Down Fiber Comforter Luxury Hotel Collection
Item Model Number	BR003025
UPC	788904925093
Size	Full/Queen (90"L x 90"W)
Color	All Season/White
Cover Material	100% Cotton
Fill Material	90% white goose feather fiber and 10% white goose down fiber
Special Features	Breathable, Lightweight, Skin Friendly, Hypoallergenic (FreshLoft Process), Sewn-through Box Construction, Corner Loops and Middle Tabs
Product Care Instructions	Dry Clean Only
Item Weight	7.18 pounds
Manufacturer	BLUE RIDGE HOME FASHIONS



Image: The Beautyrest Luxury Hotel Collection Comforter on a bed.

## WARRANTY INFORMATION

---







Specific warranty details for the Beautyrest Luxury Hotel Collection Comforter are not provided in this manual. For comprehensive warranty information, please refer to the official Beautyrest website or contact the manufacturer directly.

## CUSTOMER SUPPORT

---

For further assistance, questions, or support regarding your Beautyrest comforter, please contact:

- **Brand:** Beautyrest
- **Manufacturer:** BLUE RIDGE HOME FASHIONS
- **Online:** Visit the official [Beautyrest Store on Amazon](#) for product information and updates.

	<p><a href="#">Beautyrest Black Luxury Base Owner's Manual</a></p> <p>Comprehensive owner's manual for the Beautyrest Black Luxury Base adjustable bed. Learn about setup, features, safety precautions, and troubleshooting for your advanced sleep system.</p>
	<p><a href="#">Beautyrest RF258G Remote Control User Guide</a></p> <p>Comprehensive user guide for the Beautyrest RF258G remote control, detailing its appearance, button functions for the SmartMotion Base 1.0, and important FCC compliance information.</p>
	<p><a href="#">Beautyrest Wifi Controller Setup and Use Guide</a></p> <p>Comprehensive guide to setting up and using the Beautyrest Wifi Controller for heated electric blankets. Learn app installation, Wi-Fi pairing, voice control with Alexa, and schedule management for optimal comfort.</p>
	<p><a href="#">Beautyrest Automatic Throw User Manual: Features, Setup, Safety, and Warranty</a></p> <p>Official user manual for the Beautyrest Automatic Throw (Model SCTH). Provides essential safety warnings, operating instructions, quick setup guide, troubleshooting steps, and warranty details from manufacturer E&amp;E Co. Ltd.</p>
	<p><a href="#">Beautyrest Smart Motion Base 1.0 Owner's Manual and Installation Guide</a></p> <p>This owner's manual provides comprehensive instructions for the Beautyrest Smart Motion Base 1.0. It covers safety precautions, parts list, base and remote overview, installation steps, pairing, syncing two bases, Sleeptracker® setup, and troubleshooting. The manual is designed for easy understanding and accessibility.</p>
	<p><a href="#">Beautyrest Advanced Motion Base Owner's Manual</a></p> <p>Comprehensive owner's manual for the Beautyrest Advanced Motion Base, detailing safety, installation, operation, remote control, troubleshooting, and maintenance. Includes Spanish and French sections.</p>