

manuals.plus /

› [ELS PET](#) /

› [ELS PET Orbitie Self-Cleaning Litter Box User Manual](#)

ELS PET OW1

ELS PET Orbitie Self-Cleaning Litter Box User Manual

Model: OW1 / OW2

Brand: ELS PET

PRODUCT OVERVIEW

The ELS PET Orbitie Self-Cleaning Litter Box is designed to provide a convenient and hygienic solution for cat owners. This automatic litter box features advanced safety mechanisms, efficient cleaning capabilities, and smart control options to ensure a clean environment for your pet and home.



Image: The ELS PET Orbitie Self-Cleaning Litter Box, a white spherical unit with a grey interior, shown with a cat comfortably inside.

WHAT'S IN THE BOX


Upon unboxing, please verify that all components are present:

- Orbitie Self-Cleaning Litter Box Unit
- Litter Mat
- Power Adapter
- User Manual & Quick Start Guide
- 2 Packs Waste Bags

What's in the Box



Orbitie



Litter mat



Adapter



User manual &
Quick start guide



2 packs litter
waste bag

Image: A visual representation of the items included in the product package: the Orbitie litter box, a litter mat, an adapter, the user manual, and two rolls of waste bags.

SETUP INSTRUCTIONS

1. **Unpack Components:** Carefully remove all items from the packaging.
2. **Assemble the Globe (if separated):** If the globe is not pre-assembled, align the two globe pieces carefully. Look for number stickers on the litter saver and the globe to ensure correct orientation. This step may require some effort to properly align and clip the pieces together.
3. **Position the Unit:** Place the litter box on a flat, stable surface. Avoid placing it on carpet to ensure proper sensor function and stability.
4. **Connect Power:** Plug the power adapter into the unit and then into a wall outlet. The unit should power on and initiate a rotation cycle.
5. **Add Litter:** Fill the globe with clumping cat litter. It is recommended to use a litter that clumps easily and is less dusty to prevent sensor obstruction.
6. **Install Waste Bag:** Place a waste bag in the bottom drawer for easy disposal of waste.

7. **Place Litter Mat:** Position the included leak-proof litter mat in front of the litter box to help collect stray litter.



Image: A cat entering the Orbitie litter box, highlighting the spacious 12-inch opening and the overall cozy size of the unit (65L capacity).

OPERATING INSTRUCTIONS

Safety Features

The Orbitie litter box prioritizes pet safety with advanced features:

- **Dual Sensors & 4 Weight Sensors:** The unit automatically pauses and alerts if it detects a cat entering during a cleaning cycle.
- **Remote Alert System:** Provides peace of mind by notifying you of activity.

Important: This machine is designed for cats weighing 2.5 to 20 pounds.

System for optimal safety



Image: A cat approaching the Orbitie litter box, with visual indicators showing the location of the 4x gravity sensors and 2x dual-beam infrared detection for optimal safety.

Cleaning Modes

The litter box offers both automatic and manual cleaning modes:

- **Automatic Cleaning:** The unit will automatically separate litter and deposit waste into the drawer after your cat has left the box.
- **Manual Cleaning ("Kitten Mode"):** To activate manual cleaning, gently press the "Kitten Mode" button. This mode is also recommended for kittens under 2.5 lbs.
- **Litter Reset:** To reset the litter level, press and hold the "Clean" button.

No More Scooping



Image: The Orbitie litter box with a cat sitting nearby, emphasizing the "No More Scooping" benefit of its automatic cleaning function.

Multi-Cat Friendly



Image: Two cats, one inside and one outside the Orbitie litter box, demonstrating its "Multi-Cat Friendly" design.

Smart App Control

The ELS PET Orbitie litter box can connect to 2.4GHz Wi-Fi, allowing for intelligent control via a smart app. The app enables you to monitor your cat's behavior and health from anywhere, anytime.

MAINTENANCE

Waste Disposal

The Orbitie Litter Pan automatically separates the litter and places it in a 12-liter sealed waste drawer for easy disposal. Simply lift the litter bag from the drawer when full and replace it with a new one.

Up to 12 days hands-free scooping



12L sealed
waste drawer

Image: A hand demonstrating the removal of the 12L sealed waste drawer from the Orbitie litter box, illustrating the "Up to 12 days hands-free scooping" feature.

Odor Control

The 100% sealed litter drawers minimize odors, contributing to a tidy and fresh home environment.

Cleaning the Unit

The expanded mesh grid ensures effective litter separation, and silicone anti-stick columns prevent soft stools from adhering. For general cleaning, wipe down the exterior with a damp cloth. Ensure the unit is unplugged before performing any deep cleaning.

TROUBLESHOOTING

If you encounter issues with your ELS PET Orbitie Self-Cleaning Litter Box, please refer to the following common solutions:

- **Unit Not Cycling / Continuous Cycling:**

- Ensure the unit is placed on a flat, stable surface and not on carpet, as this can affect weight sensors.

- Check for any obstructions inside the globe or around the sensors.
- Verify that the litter type is clumping and not excessively dusty, which can obscure sensors.
- Confirm the globe is properly assembled and aligned.
- Unplug the unit for 30 seconds and then plug it back in to perform a hard reset.

- **Odor Issues:**

- Ensure the waste drawer is properly sealed and waste bags are changed regularly.
- Clean the interior of the globe and waste drawer thoroughly.

- **App Connectivity Problems:**

- Ensure your Wi-Fi network is 2.4GHz.
- Restart your Wi-Fi router and the litter box.
- Check for app updates.

For persistent issues, please consult the official ELS PET support channels.

SPECIFICATIONS







Feature	Detail
Brand	ELS PET
Model Name	OW1 / OW2
Item Weight	30.1 pounds (13.7 Kilograms)
Product Dimensions (LxWxH)	21 x 19.5 x 26 inches
Material	Acrylonitrile Butadiene Styrene (ABS)
Color	White
Cat Weight Range	2.5 to 20 pounds
Waste Drawer Capacity	12 Liters
Connectivity	2.4GHz Wi-Fi

WARRANTY AND SUPPORT

For warranty information and customer support, please refer to the documentation included with your product or visit the official ELS PET website. Contact details for support are typically provided in the Quick Start Guide or on the product packaging.

You can also visit the [ELS PET Store on Amazon](#) for more information and to access their brand story.

Related Documents - OW1

 <p>Orbitie Automatic Litter Box User Manual</p>	<p>Orbitie Automatic Litter Box User Manual</p> <p>Comprehensive user manual for the Orbitie Automatic Litter Box, covering setup, operation, maintenance, app connectivity, and troubleshooting for optimal pet care.</p>
	<p>KungFuPet SMART CAT LITTER BOX User Manual - Setup, Operation, and Troubleshooting</p> <p>Comprehensive user manual for the KungFuPet SMART CAT LITTER BOX by KungFuPet Intelligent Technology Yangzhou Co., Ltd. Learn how to set up, operate, connect to the app, clean, and troubleshoot your automatic, self-cleaning cat litter box with odor removal and safety protection features.</p>
	<p>bebeblue Automatic Cat Litter Box User Manual and Safety Guide</p> <p>User guide for the bebeblue Automatic Cat Litter Box (HGL-ZNMSP). This manual details features like self-cleaning, app control via 2.4Ghz WiFi, odor removal, safety protection, and optimal use with clumping cat litter. Includes installation, operation, and troubleshooting.</p>
	<p>Smart Scoop SmartStart Guide for a Fresher Litter Box</p> <p>This guide provides instructions and tips for setting up and using the Pet Zone Smart Scoop Automatic Litter Box, including information on waste bags, carbon filters, maintenance, and troubleshooting.</p>
	<p>Petm8 Smart Cat Litter Box User Manual - MSP-01</p> <p>Comprehensive user manual for the Petm8 Smart Cat Litter Box (Model MSP-01), covering setup, operation, app control, maintenance, troubleshooting, and specifications.</p>
	<p>Smart Cat Litter Box User Manual</p> <p>User manual for the Smart Cat Litter Box, detailing setup, operation, app control, troubleshooting, and specifications. Learn how to use the automatic cleaning, odor removal, and other features.</p>

Documents - ELS PET – OW1

no relevant documents