

XG99

Generic XG99 Bluetooth Language Translator Earbuds User Manual

Model: XG99

INTRODUCTION

Thank you for choosing the Generic XG99 Bluetooth Language Translator Earbuds. This manual provides essential information for the safe and effective use of your device. Please read it thoroughly before operation and retain it for future reference.

SAFETY INFORMATION

- Do not expose the earbuds or charging case to extreme temperatures, moisture, or corrosive substances.
- Avoid dropping or subjecting the device to strong impacts.
- Do not attempt to disassemble or modify the device, as this will void the warranty and may cause damage.
- Keep out of reach of children and pets.
- Use only the provided charging cable or a certified equivalent.

PACKAGE CONTENTS

Verify that all items are present in your package:

- 2 x XG99 Translator Earbuds
- 1 x Charging Case
- 1 x Charging Cable
- 1 x Lanyard
- 2 x User Manuals (this document)

PRODUCT OVERVIEW



Image: The Generic XG99 Translator Earbuds neatly placed within their charging case, showcasing the compact and portable design. The earbuds feature a sleek, silver finish with black accents.

The XG99 Translator Earbuds are designed for real-time language translation and audio playback. They consist of two earbuds and a portable charging case.

SETUP

1. Charging the Device

1. Place both earbuds into the charging case.
2. Connect the charging cable to the charging case and a suitable USB power source.
3. The indicator lights on the charging case will show the charging status. Ensure the device is fully charged before first use.

2. Downloading the AI Library App

To utilize the translation features, you must download the dedicated AI library application:

- Scan the QR code provided in the separate quick start guide (if available) or search for "AI Library" in your device's application store (e.g., Google Play Store, Apple App Store).
- Install the application on your smartphone or tablet.

3. Pairing with Your Device

1. Ensure your earbuds are charged and removed from the charging case. They should automatically enter pairing mode.
2. Enable Bluetooth on your smartphone or tablet.
3. Open the Bluetooth settings and search for available devices.
4. Select "XG99" (or similar name) from the list to connect.
5. Once connected, open the AI Library app and follow the in-app instructions to bind the earbuds for translation functionality.

OPERATING INSTRUCTIONS

Basic Controls

The XG99 earbuds feature touch controls for various functions:

- **Power On/Off:** Earbuds power on automatically when removed from the case and power off when returned.
- **Play/Pause:** Single tap on either earbud.
- **Next Track:** Double tap on the right earbud.
- **Previous Track:** Double tap on the left earbud.
- **Answer/End Call:** Single tap on either earbud during an incoming call.
- **Reject Call:** Press and hold either earbud for 2 seconds.

Translation Modes

The XG99 offers four distinct translation modes, accessible via the AI Library app:

- **Mute Mode:** For private listening to translated speech.
- **Speaker Mode:** Translates and plays audio through your phone's speaker, suitable for group conversations.
- **Earphone Mode:** One earbud translates for you, while the other person speaks into your phone.
- **Dual Ear Mode:** Each person wears one earbud for seamless two-way translation.



Image: A smartphone displaying the real-time translation interface of the AI Library app. Text bubbles show translated conversations between Spanish and English, demonstrating the live translation capability.

Using Translation Features

1. Open the AI Library app on your paired device.
2. Select the desired source and target languages from the extensive list of over 80 supported languages.
3. Choose one of the four translation modes based on your interaction needs.
4. Speak clearly into the earbud's microphone (or your phone's microphone in Speaker Mode). The app will process and translate your speech in real-time.
5. The translated audio will be played through the earbuds or your phone's speaker, depending on the selected mode.

Ergonomic headset

Let you wear it for a long time without any discomfort or burden.



Image: A person wearing the XG99 earbud, illustrating its ergonomic design and comfortable fit for extended use. The image emphasizes the headset's ability to be worn for long periods without discomfort.

MAINTENANCE

Cleaning

- Gently wipe the earbuds and charging case with a soft, dry, lint-free cloth.
- Do not use abrasive cleaners, alcohol, or chemical solvents.
- Ensure no moisture enters the charging ports or speaker grilles.

Storage

- Store the earbuds in their charging case when not in use to protect them and keep them charged.
- Keep the device in a cool, dry place, away from direct sunlight and extreme temperatures.

TROUBLESHOOTING

Earbuds Not Pairing/Connecting

- Ensure both earbuds are charged.

- Turn off and on Bluetooth on your device.
- Forget the "XG99" device in your Bluetooth settings and attempt to pair again.
- Restart your smartphone/tablet.

No Sound or Poor Audio Quality

- Check the volume levels on both your earbuds and your connected device.
- Ensure the earbuds are properly seated in your ears.
- Clean any debris from the speaker grilles.
- Move closer to your connected device to avoid interference.

Translation Not Working or Inaccurate

- Ensure the earbuds are correctly bound within the AI Library app.
- Verify that your smartphone has an active internet connection (Wi-Fi or mobile data) as translation requires online processing.
- Check that the correct source and target languages are selected in the app.
- Speak clearly and at a moderate pace into the microphone.
- Update the AI Library app to the latest version.

SPECIFICATIONS

Feature	Detail
Model	XG99
Item Type	AI Translation Bluetooth Earphone
Material	ABS
Charging Case Battery Type	Ion Battery (Built-in)
Charging Case Battery Capacity	300mAh
Single Earphone Battery Type	Ion Battery (Built-in)
Single Earphone Battery Capacity	40mAh
Continuous Translation Time	Up to 5 hours
Standby Time	Up to 60 days
Supported Languages	80+
Translation Accuracy	Approx. 97%
Translation Latency	As low as 0.5 seconds

WARRANTY INFORMATION

The Generic XG99 Bluetooth Language Translator Earbuds come with a**3-month warranty** from the date of purchase. This warranty covers manufacturing defects under normal use. It does not cover




damage caused by misuse, accidents, unauthorized modifications, or normal wear and tear. Please retain your proof of purchase for warranty claims.

CUSTOMER SUPPORT

For further assistance, technical support, or warranty inquiries, please refer to the contact information provided by your retailer or the official product website. Ensure you have your product model (XG99) and proof of purchase ready when contacting support.

© 2023 Generic. All rights reserved.

Related Documents - XG99

	<p>XG99 Bluetooth Earbuds User Manual and Specifications</p> <p>Comprehensive guide for XG99 Bluetooth earbuds, covering setup, operation, product parameters, and warranty information. Learn how to pair, use controls, and care for your earbuds.</p>
	<p>XG99 Wireless Earbuds User Manual and Product Guide</p> <p>Comprehensive guide for XG99 wireless earbuds, covering product features, Bluetooth pairing, operation controls, headset wearing, technical specifications, and warranty information. Learn how to use your XG99 earbuds effectively.</p>
	<p>XG99PRO Wireless Earbuds User Manual and Specifications</p> <p>Comprehensive guide for XG99PRO wireless earbuds, covering setup, operation, product parameters, warranty information, and FCC compliance. Learn how to pair, use, and care for your XG99PRO earbuds.</p>



[XG99 Wireless Earbuds - Dimensions and FCC ID](#)

Technical specifications and FCC ID for the XG99 wireless earbuds, including dimensions L:15mm, W:5mm, manufactured by ShenZhen XinTu Century Technology Co., Ltd.