

Microsoft Surface Pro (2025)

Microsoft Surface Pro (2025) User Guide

Comprehensive instructions for setup, features, Windows 11, stylus use, accessories, and troubleshooting.

INTRODUCTION

This guide provides detailed instructions for the Microsoft Surface Pro (2025). It is designed to assist both new and experienced users in understanding and utilizing the device's full capabilities, from initial setup to advanced features and troubleshooting.

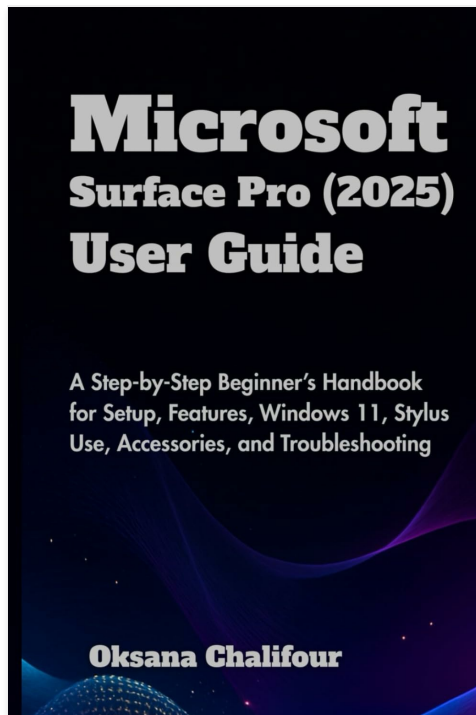


Image 1: Front cover of the user guide for Microsoft Surface Pro (2025).

1. SETUP AND PERSONALIZATION

This section outlines the steps for setting up your new Microsoft Surface Pro (2025) and personalizing its settings to suit your preferences.

1.1 Initial Device Configuration

1. **Power On:** Press and hold the power button located on the top edge of your Surface Pro until the Microsoft logo appears.
2. **Language and Region:** Follow the on-screen prompts to select your preferred language, country, and keyboard layout.
3. **Connect to Wi-Fi:** Select your Wi-Fi network from the list and enter the password. An internet connection is required for initial setup and updates.
4. **Microsoft Account:** Sign in with your Microsoft account. If you do not have one, you can create one during this step. This account is essential for accessing Microsoft services and syncing settings.
5. **PIN Creation:** Set up a PIN for quick and secure login.
6. **Windows Hello:** Configure facial recognition or fingerprint (if available on your model) for enhanced security and convenience.

1.2 Personalizing Windows 11

- **Desktop Background:** Navigate to *Settings > Personalization > Background* to change your desktop image.
- **Themes:** Explore various themes in *Settings > Personalization > Themes* to customize the look and feel of your operating system.
- **Start Menu:** Pin frequently used applications to the Start Menu for quick access. Right-click an app and select "Pin to Start."
- **Taskbar:** Customize taskbar items by right-clicking an empty area of the taskbar and selecting "Taskbar settings."

2. OPERATING YOUR SURFACE PRO

This section covers the core functionalities of your Surface Pro, including navigating Windows 11 and utilizing essential accessories.

2.1 Navigating Windows 11

- **Start Menu:** Access all your applications, settings, and power options from the centered Start button.
- **Widgets:** Swipe from the left edge of the screen or click the Widgets icon on the taskbar to view personalized information.
- **Action Center:** Swipe from the right edge of the screen or click the notification icon to access quick settings and notifications.
- **Multitasking with Snap Layouts:** Hover over the maximize button of a window to reveal Snap Layouts, allowing you to arrange multiple windows efficiently.
- **Virtual Desktops:** Use the Task View icon on the taskbar to create and manage multiple virtual desktops for organizing your workspace.

2.2 Using Surface Accessories

Surface Pen

- **Pairing:** Ensure your Surface Pen is charged. Go to *Settings > Bluetooth & devices > Add device* and select "Bluetooth." Hold the top button of the pen until the LED flashes to pair.
- **Writing and Drawing:** Use the pen for natural writing and drawing in compatible applications like Microsoft

OneNote or Whiteboard.

- **Customizing Buttons:** Customize the top button's actions (e.g., launch OneNote, take a screenshot) in *Settings > Bluetooth & devices > Pen & Windows Ink*.

Detachable Keyboard (Type Cover)

- **Attaching:** Align the magnetic connector of the keyboard with the bottom edge of your Surface Pro until it clicks into place.
- **Using the Trackpad:** The integrated trackpad supports multi-touch gestures for navigation.
- **Backlighting:** Adjust keyboard backlighting using the dedicated function keys (if available).

3. MAINTENANCE

Proper maintenance ensures the longevity and optimal performance of your Surface Pro.

3.1 Cleaning Your Device

- **Screen:** Use a soft, lint-free cloth slightly dampened with water or an approved screen cleaner. Avoid harsh chemicals.
- **Casing:** Wipe the exterior with a soft, damp cloth.
- **Ports:** Gently remove dust from ports using compressed air, holding the can upright.

3.2 Software Updates

- **Windows Updates:** Regularly check for and install Windows updates via *Settings > Windows Update* to ensure security and performance improvements.
- **Driver Updates:** Surface drivers are typically updated through Windows Update. For specific accessory drivers, check the Microsoft support website.

3.3 Battery Care

- Avoid extreme temperatures.
- Do not let the battery fully discharge frequently.
- For long-term storage, charge the battery to about 50%.

4. TROUBLESHOOTING COMMON ISSUES

This section addresses common problems you might encounter with your Surface Pro and provides solutions.

4.1 Device Not Responding

- **Force Restart:** Press and hold the power button for about 30 seconds until the device turns off and then restarts.
- **Check Power:** Ensure the device is charged or connected to a power source.

4.2 Wi-Fi Connectivity Issues

- **Toggle Wi-Fi:** Turn Wi-Fi off and on again from the Action Center.
- **Restart Router:** Power cycle your Wi-Fi router.
- **Update Drivers:** Ensure your network adapter drivers are up to date via *Device Manager*.

4.3 Surface Pen Not Working

- **Check Battery:** Replace the battery in the Surface Pen if it's low.
- **Re-pair Pen:** Go to *Settings > Bluetooth & devices* and remove then re-pair the Surface Pen.
- **Update Firmware:** Check for Surface Pen firmware updates through Windows Update.

5. SPECIFICATIONS

Key technical specifications for this user guide for the Microsoft Surface Pro (2025).

Feature	Detail
Model (of device covered)	Surface Pro (2025)
Operating System (of device covered)	Windows 11
Publisher (of this guide)	Independently published
Publication Date (of this guide)	May 16, 2025
Language	English
ISBN-13 (for this guide)	979-8284166468
Item Weight (for this guide)	9.9 ounces
Dimensions (for this guide)	6 x 0.53 x 9 inches


Note: Detailed hardware specifications for the Microsoft Surface Pro (2025) device itself are not included in this guide. Please refer to official Microsoft documentation for full device specifications.






6. WARRANTY AND SUPPORT

For information regarding your Microsoft Surface Pro (2025) device warranty and support options, please refer to the official Microsoft website or the documentation included with your device.

- **Official Microsoft Support:** support.microsoft.com/surface
- **Warranty Information:** Details on your device's limited warranty can typically be found on the Microsoft support site or within your device's settings under "About."
- **Service and Repair:** If your device requires service, contact Microsoft Support for assistance and authorized repair options.

Related Documents - Surface Pro (2025)

	<p>Microsoft ME-MPP303 Stylus Pen for Surface - User Manual & Specifications</p> <p>User manual and specifications for the Microsoft ME-MPP303 Stylus Pen, compatible with various Surface devices. Details include auto-sleep feature, material, and printing specifications.</p>
---	--

 <p>Surface Pro and Surface Pro 2 User Guide With Windows 8.1 Pro Software</p> <p>Published August 2014 Version 2.0</p> <p>Microsoft</p>	<p>Surface Pro and Surface Pro 2 User Guide</p> <p>Official user guide for Microsoft Surface Pro and Surface Pro 2 tablets. Learn about setup, Windows 8.1 Pro features, app usage, system settings, connectivity, and troubleshooting for your device.</p>
 <p>Microsoft Surface Surface Pro 4 사용 설명서 Windows 10 7/16</p> <p>이제 시작하세요 Page 10</p>	<p>Microsoft Surface Pro 4 User Manual</p> <p>A comprehensive user guide for the Microsoft Surface Pro 4, covering setup, features, software, and troubleshooting.</p>
 <p>Microsoft Surface Go 3</p>	<p>Microsoft Surface Go 3 Quick Start Guide</p> <p>A concise guide to setting up and using your Microsoft Surface Go 3, including information on Windows Hello and battery health.</p>
 <p>Microsoft Surface Pro Trackpad Gestures</p>	<p>Microsoft Surface Pro Trackpad Gestures Guide</p> <p>Learn how to use the Microsoft Surface Pro trackpad with detailed gestures for navigation, scrolling, zooming, and accessing features. Includes information on Windows 10 end-of-support.</p>
 <p>Microsoft Surface Charging Port Replacement iFixit</p>	<p>Microsoft Surface Charging Port Replacement Guide</p> <p>Detailed step-by-step instructions for replacing the charging port on a Microsoft Surface RT (1st Gen) tablet. Includes required tools, parts, and visual descriptions of each repair stage.</p>