Saved from manuals.plus.
Open the live page for links to other documents and user manuals.

SUNKTA TX3

SUNKTA TX3 Smart Watch User Manual

Model: TX3 | Brand: SUNKTA

1. Introduction

This manual provides essential instructions for the setup, operation, and maintenance of your SUNKTA TX3 Smart Watch. Please read this guide thoroughly to ensure proper use and to maximize the features of your device. The SUNKTA TX3 Smart Watch is designed for active lifestyles, featuring a durable build, comprehensive health tracking, and smart connectivity.



Image: The SUNKTA TX3 Smart Watch, showcasing its vibrant display with time, date, heart rate, calories, steps, and distance. The watch features a metallic strap and a rugged design.

2. Package Contents

Verify that all items are present in your product packaging:

- Smart watch x 1
- Charging Cable x 1
- Stainless Steel Strap x 1 (pre-installed or separate)
- Silicone Strap x 1
- User Manual x 1

3. Setup

3.1. Charging the Device

Before first use, fully charge your SUNKTA TX3 Smart Watch. Connect the magnetic charging cable to the charging points on the back of the watch and plug the USB end into a standard USB power adapter (not included). A full charge typically takes 2-3 hours. The watch features a 900mAh high-capacity battery, providing extended usage times.



Image: The SUNKTA TX3 Smart Watch connected to its magnetic charging cable, displaying a charging animation on its screen.

3.2. App Installation

To unlock the full functionality of your smartwatch, download and install the companion application. Search for "FitCloudPro" or "DaFit" in your smartphone's app store (Google Play Store for Android, Apple App Store for iOS). The app is compatible with Android 4.4+ and iOS 9.0+ devices.

3.3. Device Pairing

Follow these steps to pair your smartwatch with your smartphone:

1. Ensure your watch is charged and powered on.
2. Enable Bluetooth on your smartphone.
3. Open the installed companion app ("FitCloudPro" or "DaFit").
4. Follow the in-app instructions to search for and connect to your SUNKTA TX3 Smart Watch.
5. Grant necessary permissions within the app for full functionality, such as notifications and health data access.



Image: An illustration demonstrating the Bluetooth call feature, with a smartphone and the SUNKTA TX3 Smart Watch displaying an incoming call.

4. Operating Instructions

4.1. Display and Watch Faces

The SUNKTA TX3 features a 1.73-inch AMOLED display with a 466x466 resolution, offering clear and vibrant visuals. You can customize your watch face from over 100 options available through the app, or create a custom face using your own photos. The watch also supports an Always-On Display (AOD) feature, allowing you to see key information without raising your wrist, though this increases battery consumption.



Image: A collage showcasing multiple watch face designs and the DIY customization interface within the companion app for the SUNKTA

TX3 Smart Watch.

4.2. Communication Features

Once paired via Bluetooth, the watch allows you to manage calls directly from your wrist. You can answer, reject, or make calls. It also provides real-time notifications for SMS and various social media applications like WhatsApp, Facebook, Instagram, and Twitter.



Image: The SUNKTA TX3 Smart Watch displaying a message notification, surrounded by icons of various social media apps.

4.3. AI Voice Assistant

Activate your phone's voice assistant directly from your watch. This feature allows for hands-free control, enabling you to ask questions, set alarms, or control music with voice commands.

Image: A person using the SUNKTA TX3 Smart Watch to interact with an AI voice assistant, with examples of voice commands displayed.

4.4. Sports Modes

The watch supports over 100 sports modes, allowing you to track various activities such as running, cycling, hiking, and more. It records data including steps, calories burned, distance, and heart rate, providing detailed insights into your daily activity and workout performance.

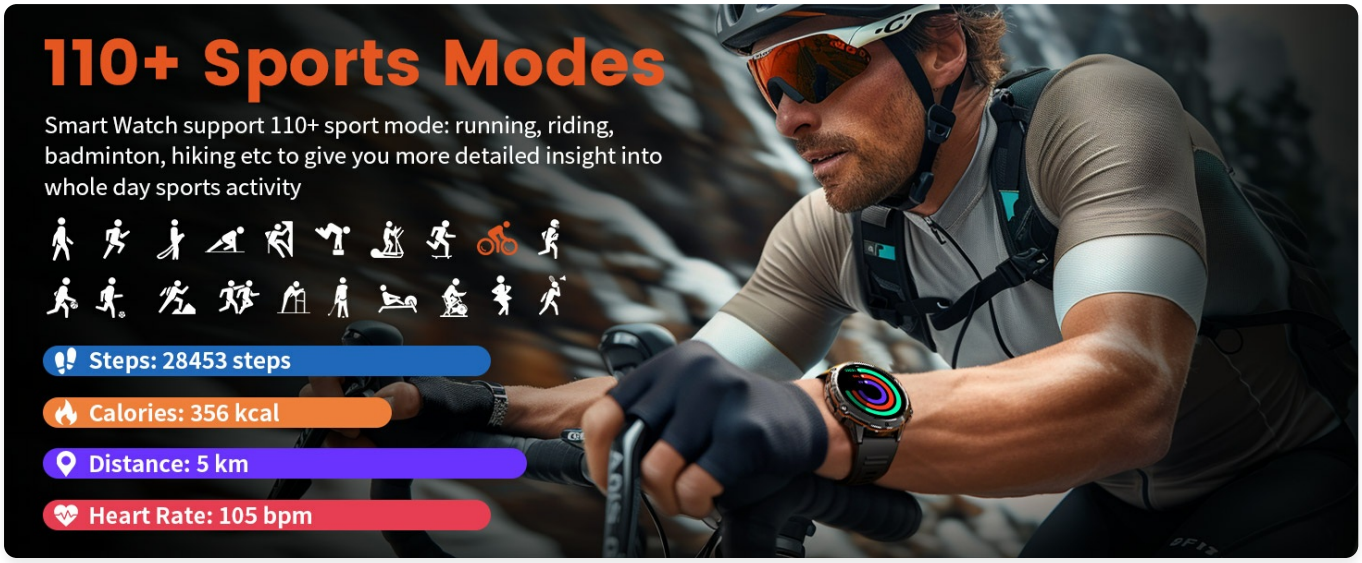

Image: A person cycling while wearing the SUNKTA TX3 Smart Watch, with an overlay showing various sports mode icons and activity metrics like steps, calories, distance, and heart rate.

4.5. Health Monitoring

Equipped with the VC30F-S sensor, the watch offers comprehensive health tracking:

- **Heart Rate Monitoring:** Real-time heart rate tracking throughout the day.
- **Blood Oxygen (SpO2) Monitoring:** Measures blood oxygen saturation levels.
- **Sleep Monitoring:** Tracks sleep patterns, including deep sleep, light sleep, and wake times, providing insights into sleep quality.

Note: The measurement data from this device is for reference only and is not intended for medical diagnosis or treatment.

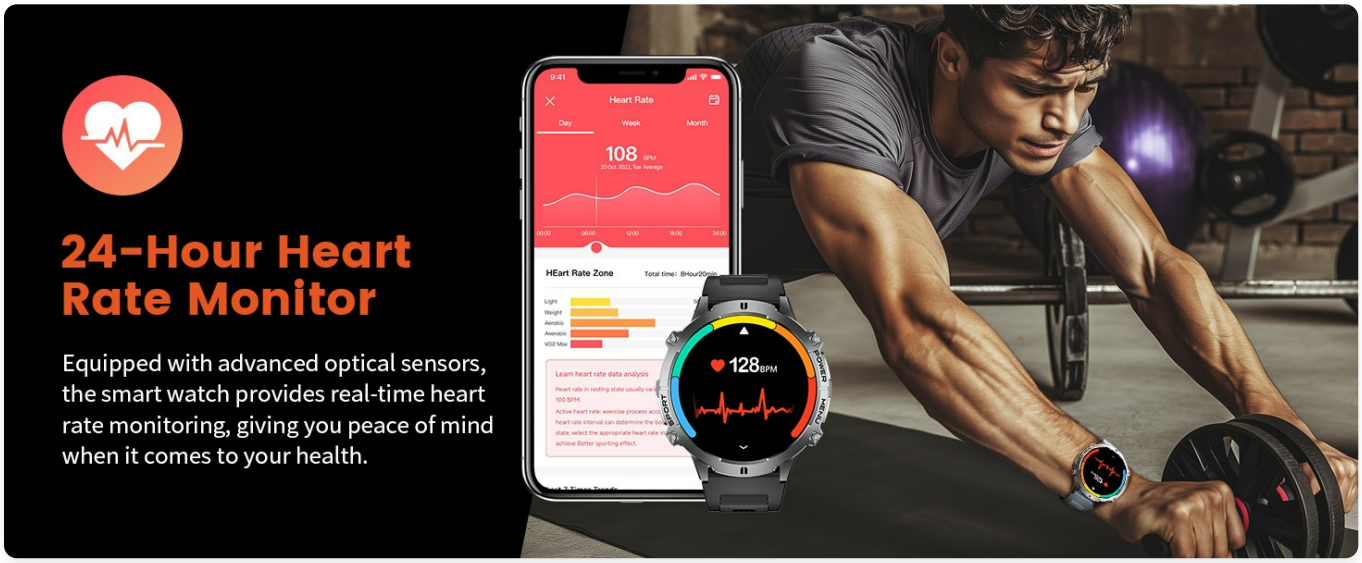

Image: A person performing a workout, with the SUNKTA TX3 Smart Watch displaying real-time heart rate data and a graph of heart rate trends.

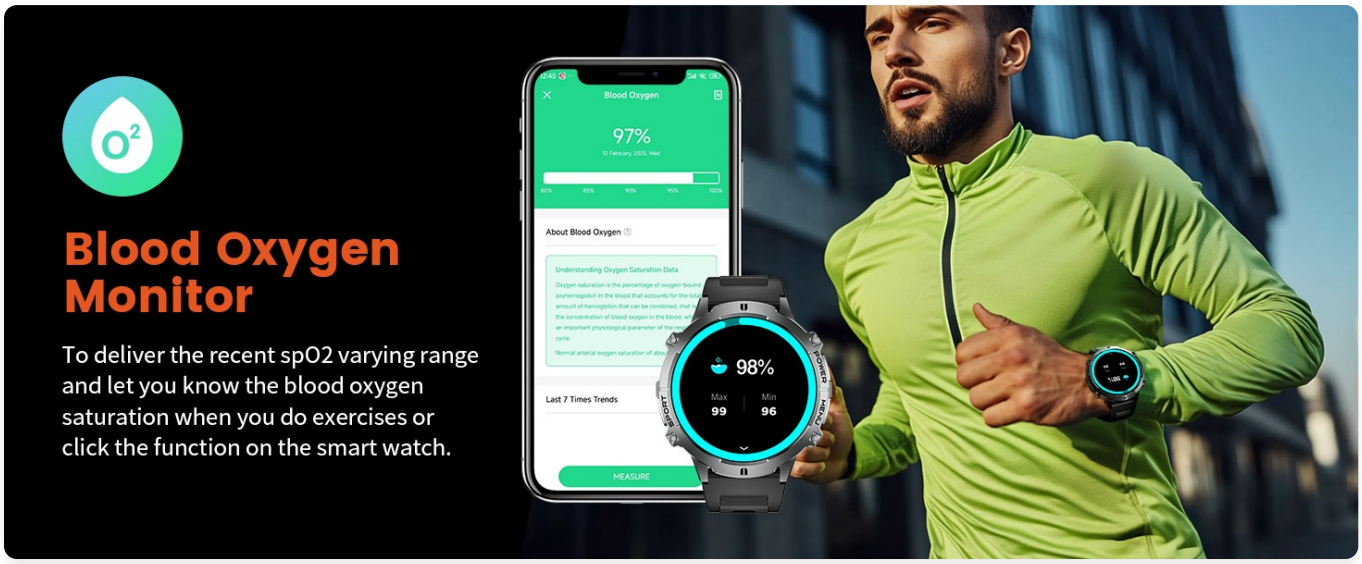

Image: A person running outdoors, with the SUNKTA TX3 Smart Watch displaying blood oxygen saturation levels and historical data.



Image: A person sleeping, with the SUNKTA TX3 Smart Watch displaying detailed sleep monitoring data, including sleep stages and duration.

4.6. Additional Features

The SUNKTA TX3 Smart Watch includes several other convenient features:

- **Remote Camera:** Control your phone's camera remotely.
- **Sedentary Reminder:** Alerts you to move after periods of inactivity.
- **Find Phone:** Helps locate your paired smartphone by making it ring.
- **Stopwatch:** For timing activities.
- **Weather Forecast:** Displays current weather and forecast.
- **Drink Water Reminder:** Prompts you to stay hydrated.
- **Music Playback Control:** Manage music playing on your smartphone.
- **Alarm Clock:** Set alarms directly from your watch.
- **Compass & Altimeter:** Provides directional guidance and elevation data for outdoor activities.

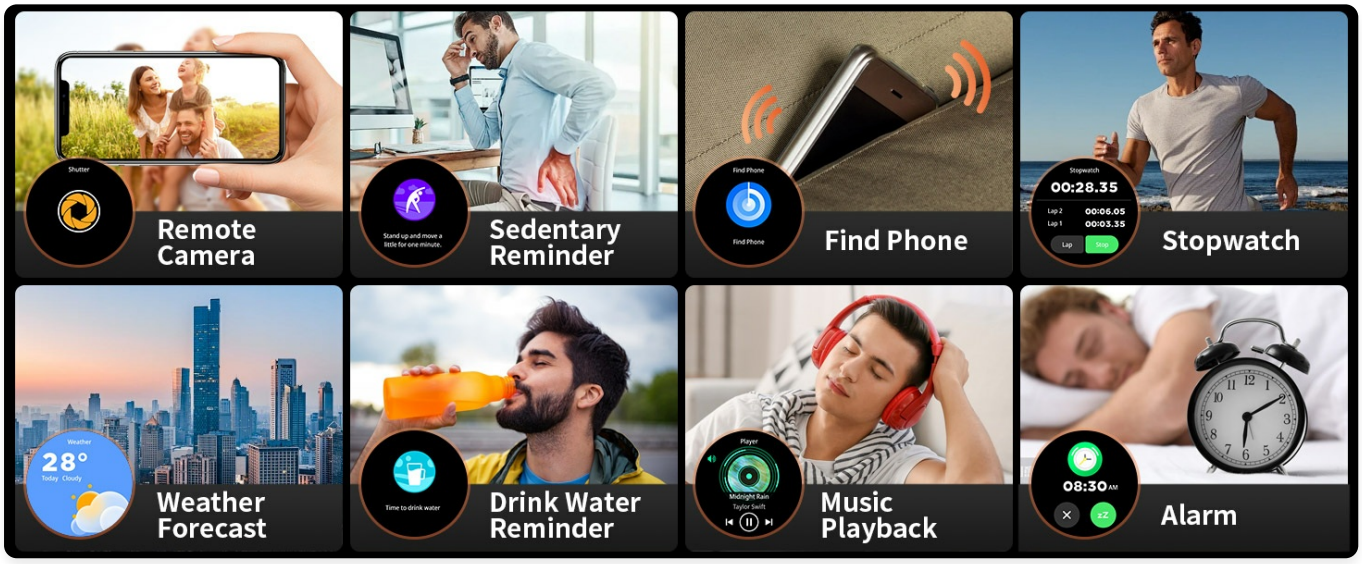

Image: A grid illustrating various additional features of the SUNKTA TX3 Smart Watch, such as remote camera, sedentary reminder, find phone, stopwatch, weather forecast, drink water reminder, music playback, and alarm.

5. Maintenance

5.1. Durability and Water Resistance

The SUNKTA TX3 Smart Watch features a robust zinc alloy frame, PC+ABS back cover, and glass lens for enhanced durability. It is designed with 5ATM water resistance, making it suitable for swimming and showering. It is also anti-scratch, dustproof, and can withstand harsh temperatures (-40° to 70° C).



Image: The SUNKTA TX3 Smart Watch submerged in water, highlighting its 5ATM waterproof rating and military-grade features like dustproof, drop-proof, and scratch-resistant properties.

5.2. Cleaning

To maintain the watch's appearance and functionality, regularly clean the screen and straps with a soft, dry cloth. For stubborn dirt, a slightly damp cloth can be used. Avoid harsh chemicals or abrasive materials.

5.3. Battery Life

The 900mAh battery offers impressive endurance:

- **Standby Mode:** 80+ days
- **Normal Use:** 30+ days
- **Heavy Usage:** Approximately 10 days
- **Always-On Display (AOD) Mode:** Approximately 6 days

Actual battery life may vary based on settings, frequency of use, and ambient temperature.



Image: The SUNKTA TX3 Smart Watch being charged, with an infographic detailing its extra-long battery life under various usage conditions: 100 days standby, 20 days typical usage, 10 days heavy usage, and 6 days with AOD mode.

6. Troubleshooting

- **Watch not turning on:** Ensure the watch is fully charged. Connect it to the charger for at least 30 minutes.
- **Cannot pair with smartphone:** Make sure Bluetooth is enabled on your phone and the watch is within range. Restart both devices and try pairing again through the app.
- **Notifications not received:** Check app permissions on your smartphone to ensure the companion app has access to notifications. Verify that notifications are enabled within the watch app settings.
- **Inaccurate health data:** Ensure the watch is worn snugly on your wrist, not too tight or too loose. Clean the sensor on the back of the watch. Remember that data is for reference and not medical-grade.
- **Short battery life:** Disable features like Always-On Display if not essential. Reduce screen brightness and turn off unnecessary notifications.

7. Specifications

Feature	Detail
Model Number	TX3-A
Display	1.73 Inches AMOLED, 466x466 Resolution
Battery Capacity	900 mAh Lithium Ion
Water Resistance	5ATM
Connectivity	Bluetooth
Compatibility	Android 4.4+ / iOS 9.0+
Materials	Zinc Alloy Frame, PC+ABS Back Cover, Glass Lens
Dimensions	3.94 x 1.97 x 0.98 inches
Item Weight	8.8 ounces (0.25 Kilograms)
Special Features	Always-On Display, Bluetooth Call, Message Reminder, DIY Watch Faces, Health Tracking (HR, SpO2, Sleep), 100+ Sports Modes, AI Voice Assistant, Compass, Altimeter

8. Warranty and Support

SUNKTA provides a lifetime replacement warranty for the TX3 Smart Watch. If you encounter any issues related to accessories, quality, operation, or charging, please do not hesitate to contact our dedicated customer service team for assistance. For support, refer to the contact information provided in your product packaging or visit the official SUNKTA website.

© 2025 SUNKTA. All rights reserved.

Ask a question about this manual

Ask about setup, troubleshooting, compatibility, parts, safety, or missing instructions. Manuals+ will review the question and use this page's manual context to help answer it.

Name

Anonymous

Email

you@example.com

After a successful submission, we securely hash the supplied account or form email before sending it to Microsoft Advertising for conversion attribution. Privacy details.

Question

Example: How do I reset this device or fix this error?

Details

Model number, symptoms, what you tried, or the section of the manual you are using.

Submit question

Open the live page

https://manuals.plus/asin/B0F8VJX4S8

More documents and user manuals: **https://manuals.plus/**