

## LEKATO K380S

# LEKATO K380S Wireless Microphone System User Manual

Model: K380SBK

## 1. PRODUCT OVERVIEW

The LEKATO K380S is a 2.4GHz rechargeable dual handheld wireless dynamic microphone system designed for various applications including karaoke, weddings, parties, speeches, and church events. It offers stable signal transmission, clear audio, and ease of use with its plug-and-play functionality.

### Key Features:

- **Wireless Freedom:** Up to 100ft (30m) transmitter range for unrestricted movement.
- **Stable 2.4GHz Digital Signal:** Ensures a fast connection with low delay and clear audio.
- **Rechargeable Batteries:** Microphones and receiver feature built-in rechargeable batteries, providing up to 15 hours of use on a full charge.
- **Plug and Play:** Automatic frequency syncing between receiver and microphones for quick setup.
- **10 Adjustable Channels:** Allows for selection of optimal channels to avoid interference, supporting up to 10 sets simultaneously.
- **Durable Construction:** Metal baking varnish net head for strong impact and corrosion resistance.

# PREMIUM SOUND QUALITY

Noise reduction & clear sound



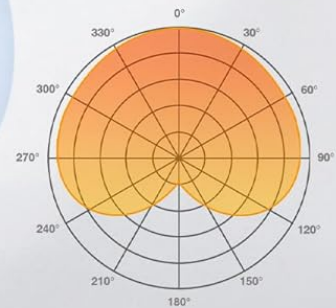
High-quality Mesh  
Shell Dynamic Core



Dynamic  
Core



2.4GHz  
Frequency



Cardioid Pickup

Image: Detailed view of the LEKATO K380S wireless microphone highlighting its premium sound quality features, including a high-quality mesh shell, dynamic core, 2.4GHz frequency, and cardioid pickup pattern for focused sound capture.

## 2. PACKAGE CONTENTS

Please check the package carefully to ensure all items are present and in good condition.

- 2 x LEKATO K380S Wireless Microphones
- 1 x 1/4" Wireless Receiver
- 2 x Anti-slip Rings
- 2 x Microphone Foam Covers

- 1 x Type-C Charging Cable
- 1 x User Manual

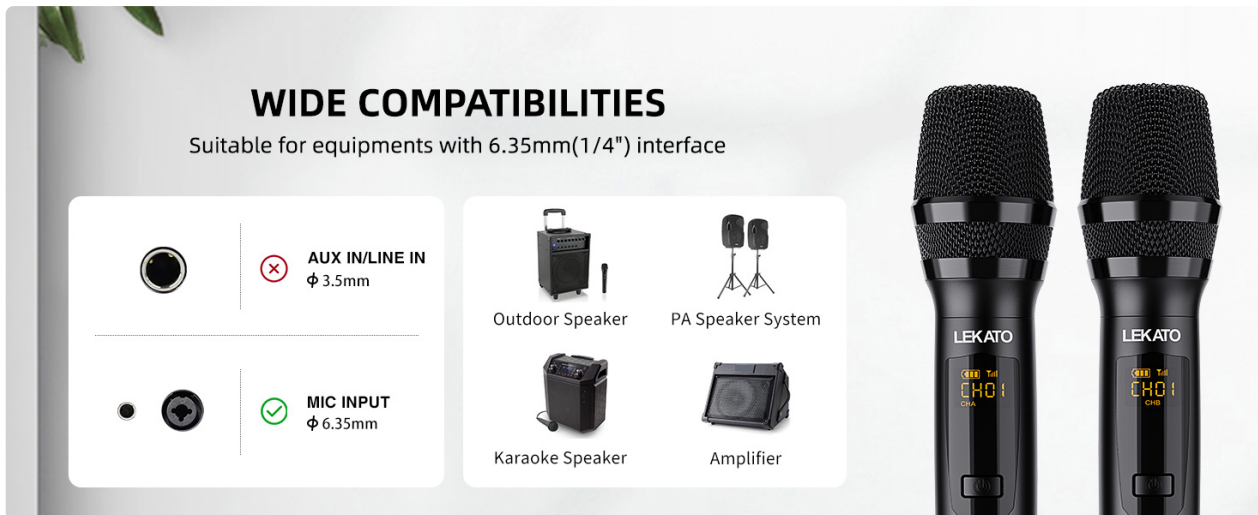


Image: An illustration showing all components included in the LEKATO K380S Wireless Microphone System package: two microphones, one receiver, anti-slip rings, microphone covers, a Type-C charging cable, and the user manual.

### 3. SETUP INSTRUCTIONS

Follow these steps for initial setup of your LEKATO K380S Wireless Microphone System.

#### Step-by-Step Setup:

1. **Charge the Devices:** Before first use, ensure both microphones and the receiver are fully charged using the provided Type-C charging cable. The battery indicator on the display will show charging status.
2. **Connect the Receiver:** Plug the 1/4" receiver into the microphone input jack of your PA system, speaker, karaoke machine, or amplifier. Ensure the connection is secure.
3. **Power On the Receiver:** Press and hold the power button on the receiver until the indicator light turns on.
4. **Power On the Microphones:** Press and hold the power button on each microphone. The display will light up, showing the channel number and battery status.
5. **Automatic Pairing:** The receiver will automatically sync frequency with the microphones. Once paired, the signal indicator on both devices will stabilize.
6. **Test the Sound:** Speak into the microphone to test the audio output through your connected sound system. Adjust volume as needed on your sound system.



Image: A visual guide demonstrating the simple plug-and-play setup: Step 1 involves turning on the receiver and plugging it into a speaker, and Step 2 shows turning on the microphone.

## 4. OPERATING INSTRUCTIONS

### Power On/Off:

- To turn on, press and hold the power button on the microphone or receiver for approximately 3 seconds until the display lights up.
- To turn off, press and hold the power button again for approximately 3 seconds until the display turns off.

### Channel Selection:

The LEKATO K380S offers 10 adjustable channels to prevent interference. If you experience signal drops or interference, you can change the channel.

1. With the microphone powered on, briefly press the power button to cycle through available channels (CH01-CH10).
2. The receiver will automatically synchronize with the new channel selected on the microphone.
3. If using multiple sets, ensure each set operates on a different channel to avoid cross-interference. Up to 10 sets can be used simultaneously.

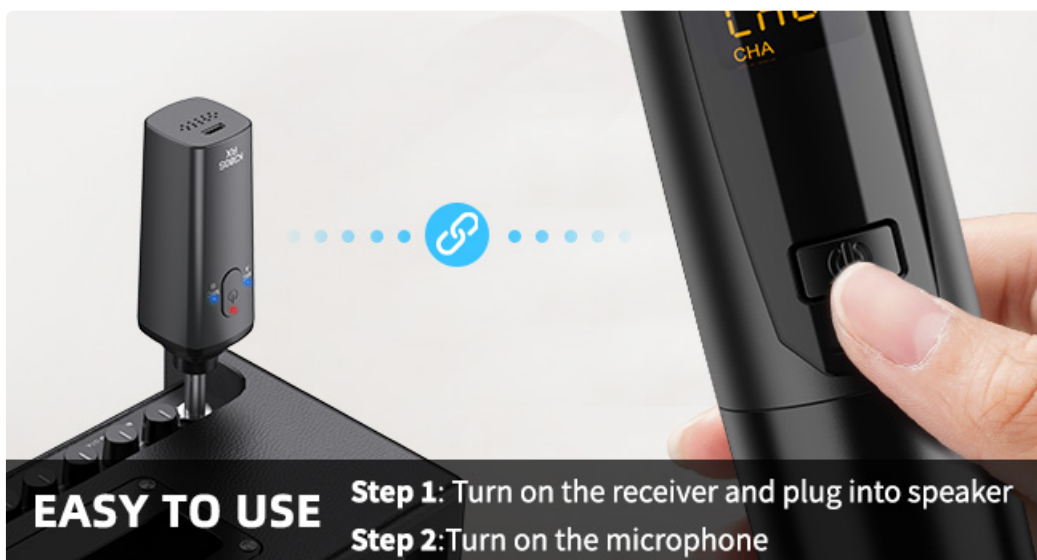


Image: A visual representation showing how up to 10 groups of LEKATO K380S wireless microphone systems can be used simultaneously by selecting different channels for each group.

## Optimal Usage:

- Maintain a clear line of sight between the microphone and the receiver for best performance.
- The effective operating range is up to 100 feet (30 meters). Performance may vary depending on environmental factors and obstacles.
- Avoid placing the receiver near strong electromagnetic interference sources (e.g., Wi-Fi routers, microwave ovens).



**FOCUS ON YOUR CLEARLY VOICE**

Up to 100 feet distance with clarity

Image: A LEKATO K380S wireless microphone and receiver shown in a conference room setting, illustrating the effective operating range of up to 100 feet for clear voice transmission.

## 5. CHARGING AND BATTERY INFORMATION

---

The LEKATO K380S microphones and receiver are equipped with built-in rechargeable batteries.

### Charging Instructions:

- Use the provided Type-C charging cable to charge both the microphones and the receiver.
- Connect the Type-C end of the cable to the charging port on the device and the USB-A end to a standard USB power adapter (5V/1A recommended).
- The battery indicator on the device display will show the charging status. It will typically show a full battery icon when charging is complete.

### Battery Life:

A full charge provides up to 15 hours of continuous use for both the microphones and the receiver. Actual battery life may vary based on usage conditions.



Image: A close-up view of the Type-C charging interface on the LEKATO K380S wireless microphone, showing a charging cable connected for recharging.

## 6. MAINTENANCE

---

Proper maintenance ensures the longevity and optimal performance of your microphone system.

### Cleaning:

- Wipe the microphone body and receiver with a soft, dry cloth.
- For the microphone grille, use a soft brush to gently remove any dust or debris.
- Do not use harsh chemicals, solvents, or abrasive cleaners, as these can damage the finish or internal components.

### Storage:

- Store the microphone system in a cool, dry place away from direct sunlight and extreme temperatures.
- If storing for an extended period, ensure the batteries are partially charged (around 50%) to preserve battery health. Recharge every few months if not in use.

## Durability:

The microphone features a metal baking varnish net head, providing strong impact and corrosion resistance. However, avoid dropping the microphones or subjecting them to excessive force.

## 7. TROUBLESHOOTING

If you encounter issues with your LEKATO K380S system, refer to the following common problems and solutions.

Problem	Possible Cause	Solution
No sound from microphone	Microphone or receiver is off; Low battery; Receiver not connected correctly; Volume too low; Unpaired devices.	Ensure both microphone and receiver are powered on. Charge devices if battery is low. Check receiver connection to audio input. Increase volume on sound system. Power cycle both devices to re-establish connection.
Interference or static noise	Other 2.4GHz devices nearby; Operating too close to metal objects; Channel interference.	Move away from other wireless devices or sources of electromagnetic interference. Change the operating channel on the microphone. Ensure clear line of sight between microphone and receiver.
Short operating range	Obstacles between microphone and receiver; Low battery; Environmental interference.	Ensure clear line of sight. Charge devices fully. Change channel. Avoid using in areas with many walls or dense objects.
Microphone not charging	Faulty charging cable or adapter; Charging port damage.	Try a different Type-C charging cable and USB power adapter. Ensure the cable is fully inserted into the charging port. If the issue persists, contact customer support.

## 8. SPECIFICATIONS

Feature	Specification
Brand	LEKATO
Model Number	K380SBK
Connectivity Technology	2.4G Wireless
Connector Type	6.35 mm Jack
Special Feature	Battery Indicator Light
Compatible Devices	PA System, Speaker, Karaoke Machine, Amplifier
Color	Black
Microphone Form Factor	Handheld
Power Source	Battery Powered (Rechargeable)
Number of Channels	10

Feature	Specification
Enclosure Material	Metal
Battery Life	Up to 15 hours (Microphone & Receiver)
Wireless Range	Up to 100 feet (30 meters)

## 9. WARRANTY AND SUPPORT

---

### Warranty Information:

This LEKATO K380S Wireless Microphone System comes with a **1-Year Limited Warranty** from the date of purchase. This warranty covers manufacturing defects and workmanship under normal use. It does not cover damage caused by misuse, accidents, unauthorized modifications, or normal wear and tear.

### Customer Support:

For technical assistance, warranty claims, or any questions regarding your LEKATO K380S Wireless Microphone System, please contact LEKATO customer support. Refer to the contact information provided on the product packaging or the official LEKATO website.