

DOOGEE BLADE10ULTRA

DOOGEE Blade 10 Ultra (2025) Android 15 Rugged Smartphone User Manual

Model: BLADE10ULTRA | Brand: DOOGEE

1. INTRODUCTION

This manual provides essential information for the safe and efficient use of your DOOGEE Blade 10 Ultra (2025) Android 15 Rugged Smartphone. Please read it thoroughly before operating the device.

The DOOGEE Blade 10 Ultra is designed for durability and performance, featuring the latest Android 15 operating system, a robust IP68/IP69K waterproof and dustproof rating, and MIL-STD-810H compliance for shock resistance. It combines a slim profile with a large 6.56-inch 90Hz display, a 50MP camera, and ample memory and storage for various applications.



Image 1.1: Front and rear view of the DOOGEE Blade 10 Ultra (2025) Rugged Smartphone, highlighting its design and key specifications like Android 15, 32GB RAM, and 256GB ROM.

2. SETUP

2.1. What's in the Box

- DOOGEE Blade 10 Ultra Rugged Phone
- USB Cable
- Charger
- Anti-explosion film
- Warranty Card

2.2. SIM Card and Storage Card Installation

1. Locate the SIM card tray on the side of the device.
2. Insert the SIM ejector tool into the small hole next to the tray and push gently until the tray pops out.
3. Place your Nano-SIM card(s) and/or microSD card (for expandable storage up to 2TB) into the designated slots on the tray. Ensure the gold contacts face downwards. The device supports Dual SIM functionality.
4. Carefully reinsert the tray into the phone until it clicks into place.

2.3. Powering On/Off

- **To Power On:** Press and hold the Power button (located on the side) until the DOOGEE logo appears.
- **To Power Off:** Press and hold the Power button until the power options appear on the screen, then select 'Power off'.

2.4. Initial Device Configuration

Upon first power-on, follow the on-screen prompts to set up your device. This includes selecting your language, connecting to Wi-Fi, setting up your Google account, and configuring security features like Face ID and fingerprint recognition.

3. OPERATING THE DEVICE

3.1. Basic Navigation (Android 15)

The DOOGEE Blade 10 Ultra runs on Android 15, offering an intuitive user interface with enhanced security and privacy features. Navigate using gestures or the traditional three-button navigation bar (configurable in settings).

3.2. Calls and Messaging

- **Making Calls:** Open the Phone app, enter the number, and tap the call icon.
- **Sending Messages:** Open the Messages app, start a new conversation, enter the recipient and your message.

3.3. Internet Connectivity

Connect to the internet via Wi-Fi or mobile data (4G cellular technology). Ensure your SIM card is active for mobile data. The device supports Wi-Fi 5G for faster wireless connections.

3.4. Camera Usage

The device features a 50MP main camera and an 8MP front camera. The Morpho Imaging Algorithm and AI Camera Video Stabilization enhance photo and video quality, even in challenging conditions.



Image 3.1: Overview of the DOOGEE Blade 10 Ultra's camera system, detailing the 50MP main camera and 8MP front camera, along with various photography modes like HDR, Pro Mode, and Panorama.

3.5. Security Features

- **Face ID:** Register your face for quick and secure unlocking.
- **Fingerprint Recognition:** The side-mounted fingerprint sensor provides fast and reliable unlocking.

3.6. NFC and GPS

- **NFC:** Use Near Field Communication for contactless payments and quick data transfer with compatible devices.
- **GPS:** The device supports GPS, Glonass, Galileo, and Beidou for accurate navigation and location services.

3.7. OTG Functionality

The device supports On-The-Go (OTG) functionality, allowing you to connect USB peripherals like flash drives, keyboards, or mice directly to your smartphone using an OTG adapter (sold separately).

4. RUGGED FEATURES

The DOOGEE Blade 10 Ultra is built to withstand harsh environments.

- **IP68/IP69K Rating:** Certified for water and dust resistance, capable of submersion up to 1.5 meters for 30 minutes.
- **MIL-STD-810H Compliance:** Meets military standards for shock, vibration, and extreme temperature resistance.
- **Slim and Lightweight Design:** Despite its ruggedness, the phone maintains a slim 10.7mm thickness and weighs only 240g for portability.

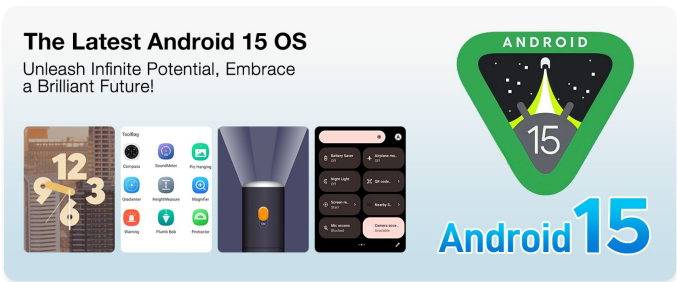


Image 4.1: The DOOGEE Blade 10 Ultra showcasing its 10.7mm thickness and 5150mAh battery, emphasizing its slim yet

powerful design.

5. PERFORMANCE AND STORAGE

- **Processor:** Equipped with an Octa-Core T7200 Processor (1.6 GHz) for smooth operation and efficient power consumption.
- **RAM:** Features 32GB of RAM (8GB physical + 24GB virtual) for seamless multitasking.
- **Internal Storage:** Comes with 256GB of internal storage, expandable up to 2TB via a microSD card.
- **Battery:** A 5150mAh battery provides extended usage, offering up to 470 hours of standby time.



Image 5.1: Visual representation of the DOOGEE Blade 10 Ultra's memory configuration, showing 32GB RAM (8GB + 24GB virtual) and 256GB ROM, with support for up to 2TB microSD card.

6. DISPLAY AND MULTIMEDIA

- **Display:** A 6.56-inch HD+ display with a 90Hz refresh rate provides a smooth and vibrant visual experience.
- **Widevine L1 Support:** Enjoy high-definition streaming content from platforms like Hulu, Amazon Prime Video, and HBO Max.



Image 6.1: Details of the 6.56-inch HD+ 90Hz Waterdrop Display, including 90% screen-to-body ratio, 400 nits brightness, and 1500:1 contrast ratio.

7. MAINTENANCE

7.1. General Care

- Avoid exposing the device to extreme temperatures or direct sunlight for prolonged periods.
- Do not attempt to disassemble or modify the device, as this will void the warranty and may cause damage.

7.2. Cleaning

To clean the device, use a soft, damp cloth. Avoid using harsh chemicals, solvents, or abrasive materials, as these can damage the screen and casing. Ensure all ports are dry before charging or connecting accessories.

7.3. Water Resistance Care

While the device is IP68/IP69K rated, ensure all port covers are securely closed before exposing it to water. After exposure to water, dry the device thoroughly before charging or using accessories to prevent corrosion or damage.

8. TROUBLESHOOTING

8.1. Common Issues and Solutions

- **Device not powering on:** Ensure the battery is charged. Connect the charger and wait a few minutes before attempting to power on again.
- **Poor cellular signal or no network:** Check if your SIM card is properly inserted and active. Verify that your carrier supports the device's network bands. Some carriers may require specific activation steps for unlocked phones. Try restarting the device.
- **Battery draining quickly:** Reduce screen brightness, close unused apps, disable unnecessary background processes, and limit location services. Check for app updates, as sometimes buggy apps can cause excessive battery drain.
- **Screen unresponsive:** Restart the device by holding the power button. If the issue persists, perform a factory reset (note: this will erase all data).
- **Apps crashing or freezing:** Clear the cache and data for the problematic app in Settings > Apps. If the issue continues, uninstall and reinstall the app. Ensure the device's software is up to date.

For persistent issues, refer to the official DOOGEE support website or contact customer service.

9. SPECIFICATIONS

Feature	Specification
Model Name	BLADE10ULTRA
Operating System	Android 15
Processor	Octa-Core T7200 (1.6 GHz)
RAM	32 GB (8GB physical + 24GB virtual)
Internal Storage	256 GB (Expandable up to 2TB via microSD)
Display Size	6.56 Inches
Refresh Rate	90 Hz
Main Camera	50 MP
Front Camera	8 MP
Battery Capacity	5150 mAh
Water/Dust Resistance	IP68/IP69K




Feature	Specification
Durability Standard	MIL-STD-810H
Connectivity	4G Cellular, Wi-Fi 5G, Bluetooth 5.0, NFC
Navigation	GPS, Glonass, Galileo, Beidou
Security Features	Face ID, Side Fingerprint Recognition
Dimensions	10.7 mm (Thickness)
Weight	1.01 pounds (approx. 458g)


10. WARRANTY AND SUPPORT

Your DOOGEE Blade 10 Ultra (2025) Rugged Smartphone comes with a manufacturer's warranty. Please refer to the warranty card included in your package for specific terms and conditions, including coverage duration and claim procedures.

For technical support, product inquiries, or warranty claims, please visit the official DOOGEE website or contact their customer service department. Contact information can typically be found on the warranty card or the brand's official website.

Related Documents - BLADE10ULTRA

	<p>DOOGEE eSIM Functions Quick Guide</p> <p>Learn how to download, switch, delete, and top up eSIMs on your DOOGEE smartphone with this comprehensive quick guide. Covers step-by-step instructions and important cautions.</p>
	<p>DOOGEE S61 / S61 PRO Rugged Industrial Smartphone - Technical Specifications</p> <p>Explore the detailed technical specifications of the DOOGEE S61 and S61 PRO rugged industrial smartphones. Learn about their Helio G35 processor, 6.0" IPS HD+ display, advanced camera systems (including SONY IMX350), 5180mAh battery, and robust IP68/IP69K/MIL-STD-810H durability.</p>
	<p>DOOGEE Tablet User Manual</p> <p>User manual for the DOOGEE tablet, covering setup, messaging, language settings, safety, and maintenance.</p>



[DOOGEE Shoot 1 Smartphone Overview and Specifications](#)

A comprehensive overview of the DOOGEE Shoot 1 smartphone, detailing its key specifications, camera features, connectivity options, dimensions, and package contents. Includes essential battery safety warnings.