

Eumspo G3

Eumspo G3 Bluetooth Headset Wireless Earpiece User Manual

Model: G3 | Brand: Eumspo

1. INTRODUCTION

This manual provides detailed instructions for the proper use and maintenance of your Eumspo G3 Bluetooth Headset Wireless Earpiece. Please read this manual thoroughly before using the product to ensure optimal performance and longevity.

What's in the Box



Image: Contents of the Eumspo G3 Bluetooth Headset package, including the headset, charging case, USB-C cable, replacement eartips, and user manual.

- Bluetooth Headset
- Wireless Charging Case
- USB Cable (Adapter not included)
- Eartip (various sizes)

- User Manual

2. PRODUCT OVERVIEW

The Eumspo G3 Bluetooth Headset is designed for clear communication and comfortable wear, featuring advanced noise-canceling technology and extended battery life.

Key Features

- **Quick Pairing:** Utilizes an upgraded chip for smooth signal transmission, low latency, and stable connection up to 33 feet.
- **Dual Mic Noise Canceling:** Advanced technology with two built-in HD microphones to eliminate background noise for clear calls.
- **60Hrs Playtime with LED Charging Case:** 400mAh charging case provides up to 4 full charges, extending total playtime. LED display shows battery status.
- **Easy Control & Hands-Free:** Button controls for music playback, call management, and voice assistant activation. Mute function available during calls.
- **Comfortable Fit Design:** Flexible rotatable ear hook and boom mic, adjustable for stable and comfortable wear on either ear.
- **Bluetooth 5.3:** Ensures a stable and efficient wireless connection.
- **IPX5 Water-Resistant:** Provides protection against sweat and light splashes.



Image: The Eumspo G3 Bluetooth Headset resting in its charging case, with a digital LED display showing '100' for battery percentage.

Long Battery Life



12 Hrs
Music



15 Hrs
Talking



60 Hrs
Play Time With
Charging Case



100 mAh
Earbud Battery



400 mAh
Charging Case



500 Hrs
Standby



Image: Infographic detailing battery life: 12 hours music, 15 hours talking, 60 hours playtime with charging case, 100mAh earbud battery, 400mAh charging case, 500 hours standby.

Noise Cancelling Headset



Image: A man wearing the Eumspo G3 headset, with an overlay indicating its dual-mic noise cancelling capability for clear voice against external background noise.

3. SETUP

Initial Charging

Before first use, fully charge the headset and the charging case. Connect the provided USB-C cable to the charging case and a compatible USB power source (adapter not included). The LED display on the charging case will indicate the battery level. A full charge for the headset takes approximately 1.5 hours.

Real-time Power Display



Image: The Eumspo G3 headset in its charging case, highlighting the Type-C charging port and the real-time power display on the case.

Pairing with a Device

1. Take the earphone out of the charging case. It will automatically power on and enter pairing mode.
2. On your mobile phone, tablet, or laptop, activate the Bluetooth function.
3. Search for available Bluetooth devices and select "G3" from the list to connect.
4. Once connected, the headset will indicate successful pairing.

The headset supports dual device Bluetooth pairing, allowing connection to two devices simultaneously (e.g., a smartphone and a tablet).

Dual Device Bluetooth Pairing

V5.3 Chips for Pairing with 2 Devices



Image: Illustration of the Eumspo G3 headset's dual device Bluetooth pairing capability, showing it connected to a tablet (Device 1) and a smartphone (Device 2) within 33 feet.

4. OPERATING INSTRUCTIONS

Wearing the Headset

Wearing Instructions for Wireless Headset

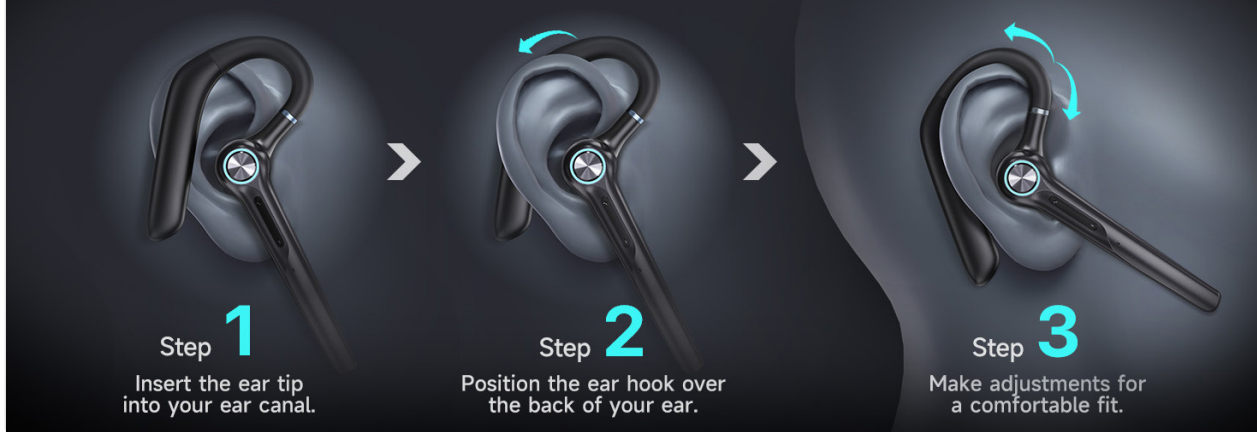


Image: Three-step visual guide for wearing the wireless headset: 1. Insert ear tip into ear canal. 2. Position ear hook over the back of your ear. 3. Make adjustments for a comfortable fit.

1. Insert the ear tip into your ear canal.
2. Position the flexible ear hook over the back of your ear.
3. Adjust the angle of the ear hook and boom mic for a stable and comfortable fit. The headset is designed to fit a wide range of ear shapes and can be worn on either ear.

Comfortable for Both Ears

Ergonomic design
minimizes ear strain




Image: Visual representation of the headset's comfortable fit features, including a 180-degree adjustable ear hook, ergonomic design, and included small (S) and large (L) replacement ear tips.

Button Controls

The headset features intuitive button controls for managing calls and media playback.




Image: Diagram showing the multi-function button (MFB) and volume buttons on the headset, with icons indicating functions like activating Siri, answering/ending calls, canceling calls, switching songs, adjusting volume, and play/pause.

- **Power On/Off:** Automatically powers on when removed from the case. To manually power on/off, press and hold the MFB button.
- **Play/Pause Music:** Press the MFB button once.
- **Next Track:** Press and hold the "+" button for 3 seconds.
- **Previous Track:** Press and hold the "-" button for 3 seconds.
- **Volume Up:** Press the "+" button once.
- **Volume Down:** Press the "-" button once.
- **Answer/End Call:** Press the MFB button once.
- **Reject Call:** Press and hold the MFB button for 2 seconds.
- **Mute Call:** During a call, press the MFB button for 2 seconds. A prompt "mute is on" will confirm. (Note: This function may not be supported on computers.)
- **Activate Voice Assistant (Siri/Google Assistant):** Press and hold the MFB button for 1.5-2 seconds.

5. MAINTENANCE

To ensure the longevity and optimal performance of your Eumspo G3 Bluetooth Headset, follow these maintenance guidelines:

- **Cleaning:** Regularly wipe the headset and charging case with a soft, dry, lint-free cloth. Do not use harsh chemicals or abrasive materials.
- **Eartips:** Remove and clean the eartips periodically with mild soap and water. Ensure they are completely dry before reattaching.
- **Storage:** When not in use, store the headset in its charging case to protect it from dust and damage. Store in a cool, dry place away from extreme temperatures.
- **Water Resistance:** The headset is IPX5 water-resistant, meaning it can withstand sweat and light splashes. Do not submerge it in water or expose it to heavy rain.
- **Charging:** Use only the provided USB-C cable for charging. Avoid using damaged cables or chargers.

6. TROUBLESHOOTING

If you encounter any issues with your Eumspo G3 Bluetooth Headset, refer to the following common troubleshooting steps:

- **Headset not powering on:** Ensure the headset is charged. Place it in the charging case for a few minutes, then try again.
- **Cannot pair with device:**
 - Make sure Bluetooth is enabled on your device.
 - Ensure the headset is in pairing mode (usually indicated by a flashing light).
 - Move the headset closer to your device (within 33 feet).
 - Forget/delete "G3" from your device's Bluetooth list and try pairing again.
 - Restart both the headset and your device.
- **No sound or low volume:**
 - Check the volume levels on both the headset and your connected device.
 - Ensure the headset is properly connected to your device.

- Try playing different audio sources.
- **Call quality issues:**
 - Ensure the microphone is not obstructed.
 - Move to an area with less background noise.
 - Check your network connection if using a mobile phone.
- **Charging case not charging:** Ensure the USB-C cable is securely connected to both the case and the power source. Try a different cable or power adapter.

If the problem persists, please refer to the warranty and support section for further assistance.

7. SPECIFICATIONS

Feature	Specification
Model Name	G3 Bluetooth Headset
Connectivity Technology	Bluetooth 5.3
Noise Control	Active Noise Cancellation (Dual Mic)
Ear Placement	In Ear (with Ear Hook)
Control Type	Button Control
Charging Time (Headset)	1.5 Hours
Battery Life (Headset)	12-15 Hours (Playtime)
Carrying Case Battery Capacity	400 mAh
Total Playtime with Charging Case	Up to 60 Hours
Standby Time	500 Hours
Bluetooth Range	10 Meters (33 Feet)
Water Resistance Level	IPX5 (Water Resistant)
Audio Driver Size	13 Millimeters
Impedance	16 Ohm
Material	Acrylonitrile Butadiene Styrene (ABS), Plastic
Item Weight	72 Grams (Headset + Case) / 2.54 ounces
Product Dimensions	4.13 x 2.17 x 1.14 inches
Compatible Devices	Bluetooth-enabled Devices (iOS/Android smartphones, tablets, laptops)

8. WARRANTY AND SUPPORT





Eumspo products are designed and manufactured to the highest quality standards. This product comes with a standard manufacturer's warranty against defects in materials and workmanship.



For warranty claims, technical support, or any questions regarding your Eumspo G3 Bluetooth Headset, please contact our customer service team through the retailer where you purchased the product or visit the official Eumspo website for contact information.

Please retain your proof of purchase for warranty purposes.

© 2025 Eumspo. All rights reserved.

Related Documents - G3

	<p>G3 Bluetooth Headset Troubleshooting Guide</p> <p>A comprehensive troubleshooting guide for the G3 Bluetooth headset, covering common issues like power, charging, pairing, connectivity, sound quality, range, and comfort. Provides solutions and contact information for further assistance.</p>
	<p>G3 Wireless Headset User Manual</p> <p>User manual for the G3 Wireless Headset, covering product overview, pairing, controls, charging, specifications, safety instructions, and troubleshooting.</p>
	<p>GPS Head-Up Display G3 User Manual</p> <p>User manual for the GPS Head-Up Display Model G3, covering intended use, connection, assembly, operation, settings, and troubleshooting. Learn how to install and configure your G3 HUD for optimal vehicle data display.</p>
	<p>G3 Onyx Ski Brake Installation and User Instructions</p> <p>Comprehensive guide for installing, using, and maintaining G3 Onyx ski brakes, including safety warnings, component details, and warranty information.</p>

	<p>G3 ZED Brakes: Installation and Operating Instructions</p> <p>Comprehensive installation and operating instructions for G3 ZED ski touring bindings. Learn how to install brakes, adjust size, switch between ski and tour modes, and important safety warnings.</p>
	<p>G3 Business Headset User Manual - Pairing, Operation, and Safety</p> <p>Comprehensive user manual for the G3 Business Headset. Learn how to pair, operate, charge, and troubleshoot your wireless headset. Includes safety instructions and product specifications.</p>