

Soundcore A3388

Soundcore AeroClip Open-Ear Earbuds User Manual

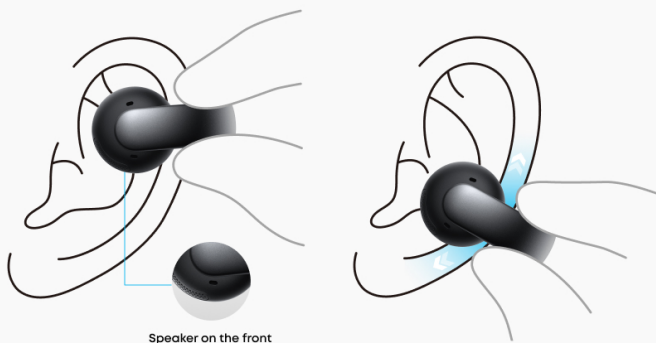
Model: A3388 | Brand: Soundcore by Anker

INTRODUCTION

Welcome to the user manual for your Soundcore AeroClip Open-Ear Earbuds. These clip-on headphones are designed for adaptive comfort and a stable fit, allowing you to enjoy high-quality audio while remaining aware of your surroundings. This manual provides essential information for setting up, operating, maintaining, and troubleshooting your device.

WHAT'S IN THE BOX

- Soundcore AeroClip Earbuds (x1 pair)
- Charging Case (x1)
- M/L Ear Grips (x2 pairs)
- USB-C Cable (x1)
- Quick Start Guide (QSG) + Safety Card



How to Wear

For optimal sound and call quality: Wear the left (L) and right (R) earbuds on the correct sides. Ensure the speaker is in front. Clip the earbuds onto the thinnest point of the outer edge of your ears, then play audio and reposition to achieve the best sound.

Image: The Soundcore AeroClip earbuds, charging case, two pairs of ear grips, and a USB-C charging cable are neatly arranged on a white background, illustrating the package contents.

PRODUCT OVERVIEW

Familiarize yourself with the key components of your Soundcore AeroClip earbuds.

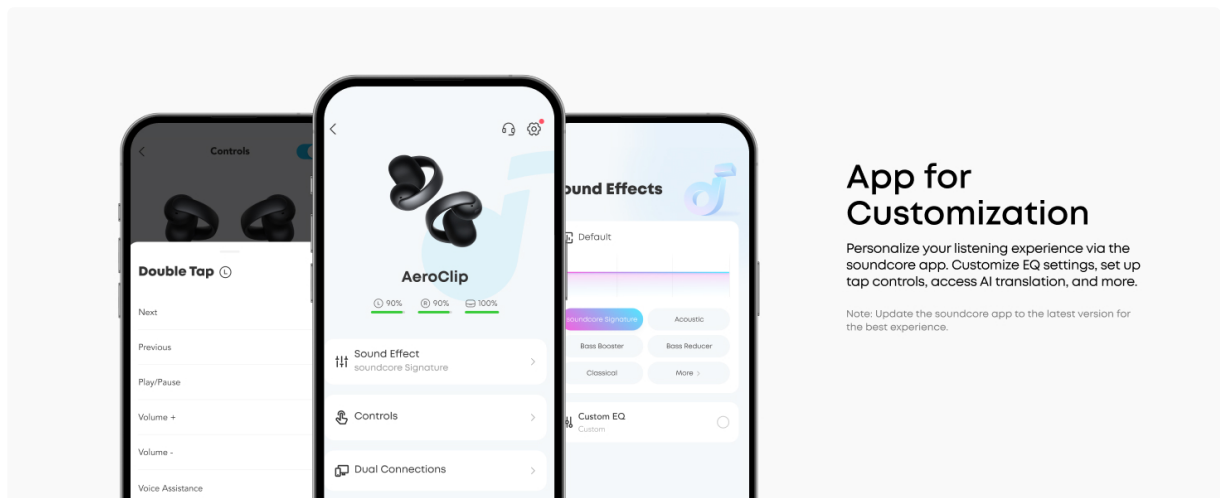


Image: A diagram showing the front and back views of the Soundcore AeroClip earbuds, highlighting the locations of the microphones and speaker for both the left (L) and right (R) earbuds.

SETUP

1. Initial Use: Remove Insulation Film

Before first use, remove the insulation film from the earbuds to enable Bluetooth connectivity. Then, place the earbuds back into the charging case, close the lid, and reopen it to enter pairing mode.




Image: A two-step diagram illustrating the initial setup process: Step 1 shows removing a protective film from the earbuds, and Step 2 shows placing them back into the open charging case.

2. Pairing with Your Device

1. Ensure the earbuds are in the charging case with the lid open.
2. On your device (smartphone, tablet, etc.), go to Bluetooth settings.
3. Select "Soundcore AeroClip" from the list of available devices.
4. Once connected, you will hear an audio prompt.

3. Multipoint Connection

The Soundcore AeroClip supports multipoint connection, allowing you to connect to two devices simultaneously (e.g., a laptop and a phone). This enables seamless switching between audio sources.

Image: A visual representation of the multipoint connection feature, showing the Soundcore AeroClip earbuds connected wirelessly to both a laptop and a smartphone, with Bluetooth icons indicating the connection.

WEARING INSTRUCTIONS

For optimal sound and call quality, wear the left (L) and right (R) earbuds on the correct sides. Clip the earbuds onto the thinnest point of the outer edge of your ears, ensuring the speaker is positioned in front. Adjust for the best sound experience.



Image: A diagram demonstrating how to properly wear the Soundcore AeroClip earbuds, showing them clipped onto the earlobe with the speaker component positioned towards the ear canal.

Customizing Your Fit with Ear Grips

The Soundcore AeroClip comes with M/L ear grips to provide a more secure fit. Choose the size that best suits your ear for enhanced stability during activities.

Unmatched Sound, Powerful Bass



Image: The Soundcore AeroClip earbuds are displayed alongside two different sizes of attachable ear grips (Medium and Large), illustrating how users can customize their fit for better security.

OPERATING INSTRUCTIONS

Controls

The earbuds feature tap controls for managing music, calls, and voice assistance. The recommended tap area is on the top curve of the earbud. These controls can be customized via the Soundcore app.

- **Play/Pause Audio:** Double Tap
- **Skip to Next Track:** Triple Tap
- **Answer or End a Call:** Double Tap
- **Reject a Call:** Triple Tap



Hear the World

Hear every hello and stay connected to your world. AeroClip keeps you in the moment—music and life, side by side.

Image: A close-up diagram of the Soundcore AeroClip earbud, indicating the recommended tap area for controls and listing various functions such as play/pause, skip track, answer/end call, and reject call, activated by double or triple taps.

Sound Quality

Experience Hi-Res Audio with rich bass, delivered by 12mm titanium-coated drivers and virtual bass technology. The open-ear design minimizes sound leakage while providing clear audio.

Long-Lasting Listening

32 total hours of beats to fuel your day. Listen for 8 hours on a single charge, then top up with an extra 24 hours with the case.

Fast Charging 10 Mins = 3 Hrs

8H per Charge 32H with Case

Image: An exploded view diagram of the Soundcore AeroClip's audio driver, emphasizing the custom titanium-coated driver and dual magnetic units responsible for sound production.



3× Clearer Calls

4 beamforming mics and AI-boosted noise reduction makes your voice 3× clearer—no need to raise your voice, even on busy streets.



Image: An illustration depicting the minimal sound leakage feature of the Soundcore AeroClip, showing sound waves precisely directed into the ear canal to ensure private listening.

Clear Calls

Equipped with 4 beamforming microphones and advanced AI noise reduction, the AeroClip ensures clear calls

even in noisy environments.




Minimal Sound Leakage

The speaker, positioned 5.9 mm from your ear canal, directs sound precisely to minimize leakage. Drawing on insights from over 2,000 ear shapes, it ensures private, detailed listening.

Image: A person is shown using Soundcore AeroClip earbuds while talking on a smartphone in what appears to be a cafe or office setting, emphasizing the clear call feature.

Battery Life and Charging

The earbuds provide up to 8 hours of listening on a single charge, with the charging case extending total playtime to 32 hours. A quick 10-minute charge can provide 3 hours of listening time.



Multipoint Connection

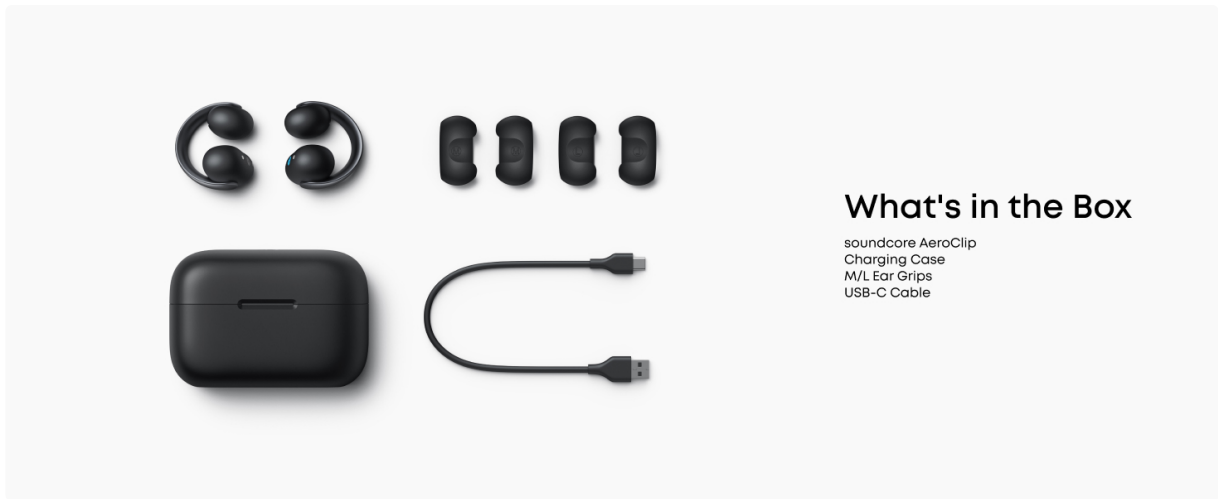
Experience a stable connection with Bluetooth 5.4. The multipoint connection feature allows you to effortlessly switch between your laptop and phone.



Image: An infographic displaying the battery life of the Soundcore AeroClip earbuds: 8 hours per charge and 32 hours total with the charging case, along with a fast charging detail of 10 minutes yielding 3 hours of playtime.

Soundcore App for Customization

Personalize your listening experience by downloading the Soundcore app. The app allows you to customize EQ settings, set up tap controls, and access features like AI translation. Ensure the app is updated to the latest version for optimal performance.



What's in the Box

soundcore AeroClip
Charging Case
M/L Ear Grips
USB-C Cable

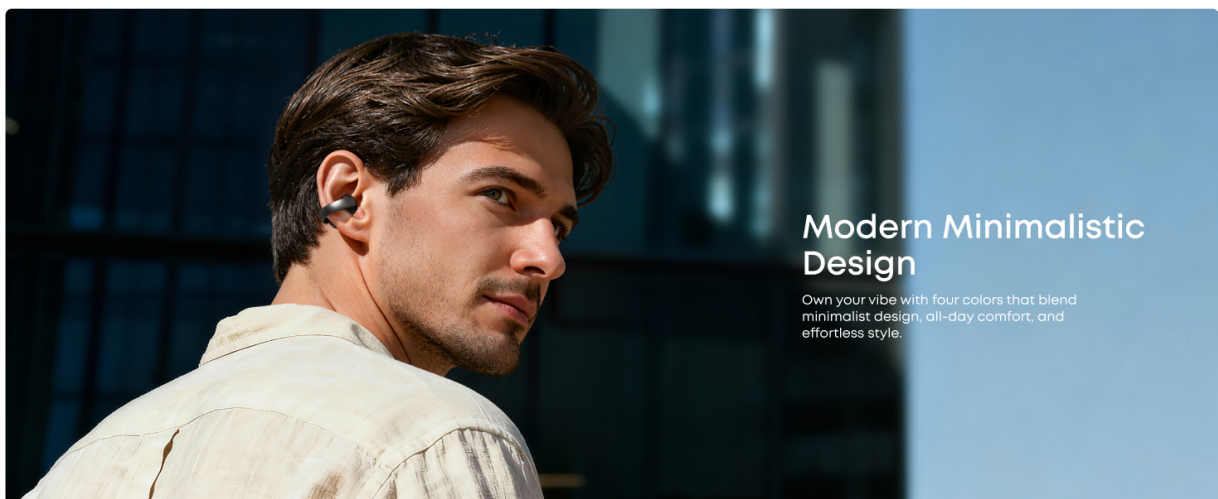
Image: Multiple smartphone screens displaying the Soundcore app interface, showcasing various customization options for the AeroClip earbuds, including controls, sound effects, and EQ settings.

PRODUCT VIDEOS

Video: An official product video from Soundcore showcasing the features and design of the AeroClip Open-Ear Earbuds, including their adaptive comfort, secure fit, and sound quality. This video provides a visual guide to the product's benefits and usage scenarios.

MAINTENANCE

- **Cleaning:** Regularly clean the earbuds and charging case with a soft, dry, lint-free cloth. Avoid using harsh chemicals or abrasive materials.
- **Storage:** When not in use, store the earbuds in their charging case to protect them from dust and damage.
- **Water Resistance:** The earbuds are IP55 water-resistant, meaning they are protected from spills, splashes, and light rain. Do not submerge them in water.



Modern Minimalistic Design

Own your vibe with four colors that blend minimalist design, all-day comfort, and effortless style.

Image: A person is shown engaged in a boxing workout while wearing Soundcore AeroClip earbuds, with a prominent 'IP55 Water-Resistant' label, indicating their durability against sweat and splashes.

TROUBLESHOOTING

- **Earbuds not pairing:** Ensure the insulation film has been removed. Place earbuds in the case, close, then reopen to enter pairing mode. Check your device's Bluetooth settings.
- **No sound from one earbud:** Try resetting the earbuds. Ensure both earbuds are charged.
- **Poor call quality:** Ensure microphones are clear of obstructions. Try moving to a quieter environment.

- **Earbuds not charging:** Ensure the charging cable is securely connected to both the case and a power source. Clean the charging contacts on both the earbuds and the case.

SPECIFICATIONS

Brand	Soundcore
Model Number	A3388
Color	midnight black
Ear Placement	Open Ear
Form Factor	On Ear
Impedance	16 Ohms
Control Type	Tap Control
Connectivity Technology	Wireless (Bluetooth 5.0)
Battery Average Life	24 Hours (with charging case)
Battery Charge Time	2 Hours (for full charge)
Water Resistance	IP55
Audio Driver Type	Dynamic Driver (12mm)
Frequency Range	20 Hz - 20,000 Hz
Item Weight	51.6 Grams

WARRANTY AND SUPPORT

Your Soundcore AeroClip earbuds come with a **90-day limited warranty**. For detailed warranty information, product support, or to contact customer service, please refer to the official Soundcore website or the contact information provided in your Quick Start Guide.

For further assistance, you may visit the [Soundcore official website](#).