

DazzlingStage ZQ01331

DazzlingStage 200W RGBWAL 6IN1 Par Lights Instruction Manual

Model: ZQ01331

1. INTRODUCTION

Welcome to the DazzlingStage 200W RGBWAL 6IN1 Par Lights manual. This guide provides essential information for the safe and effective use of your new stage lighting system. Please read this manual thoroughly before operation and retain it for future reference.

2. SAFETY INFORMATION

- Always connect the unit to a grounded power outlet.
- Ensure proper ventilation to prevent overheating. Do not block cooling vents.
- Avoid direct eye exposure to the light source.
- Do not operate the unit in wet or damp conditions.
- Disconnect power before cleaning or servicing.
- Keep the unit away from flammable materials.
- Only use the light indoors.

3. PACKAGE CONTENTS

Verify that all items are present in your package:

- Light Par *1
- Power Cord *1
- Signal Cable *1
- Instruction Manual *1



Image: Contents of the DazzlingStage 200W RGBWAL 6IN1 Par Lights package.

4. PRODUCT FEATURES

- **Upgraded RGBWAL 6IN1 LEDs:** Features 18 powerful LEDs with Red, Green, Blue, White, Amber, and Lime colors. The addition of lime broadens the color gamut for vivid and high-fidelity color mixing. Equipped with 25° high-brightness lenses.
- **Rich Lighting Effects:** Offers 5 lighting effects including static color, color mixing, jump mode, strobe mode, and fade mode. Linear dimming from 0-100% and strobe frequency of 1-30Hz.
- **Multiple Control Modes:** Supports Self-propelled (Auto), Sound-activated control, Master-slave, and DMX512 control. Speed and voice control sensitivity are adjustable.
- **Durable Construction:** All-aluminum body with intelligent cooling fans to effectively extend the light source's life up to 50,000 hours.
- **Versatile Applications:** Ideal for theater, studio, banquet halls, concerts, stages, bars, live broadcast rooms, and other event settings.




Image: The DazzlingStage 200W RGBWAL 6IN1 Par Light highlighting its various control modes and 25° light angle.

8 Color Lighting Effects

 18-LED  0%-100% Dimming  Adjustable Speed



Image: Visual representation of the 8 color lighting effects, 18 LEDs, 0-100% dimming, and adjustable speed.



Image: DazzlingStage Par Lights operating in sound-activated mode, synchronizing with music.



Image: Illustration of the high-efficiency cooling system, contributing to a 50,000-hour lifespan.

5. SETUP

5.1 Attaching the Mounting Brackets

1. Carefully remove the light from its packaging.
2. Attach the two included mounting brackets to the sides of the light fixture using the provided screws/knobs. These brackets allow for floor standing or attachment to a light bar.
3. Adjust the angle of the light by loosening the knobs on the brackets, setting the desired position, and then tightening the knobs securely.

5.2 Power Connection

1. Connect the provided power cord to the 'POWER IN' port on the back of the light fixture.
2. Plug the other end of the power cord into a suitable grounded AC100-240V, 50/60Hz power outlet.
3. If linking multiple lights, use the 'POWER OUT' port to connect to the 'POWER IN' of the next fixture.

5.3 DMX Connection (Optional)

1. For DMX control, connect a DMX cable from your DMX controller to the 'DMX IN' port on the light fixture.
2. To daisy-chain multiple DMX lights, connect a DMX cable from the 'DMX OUT' port of the first light to the 'DMX IN' port of the next light.



Image: Rear panel of the DazzlingStage Par Light showing DMX In/Out and Power In/Out connections, along with the 4-digit display and control buttons.

6. OPERATING MODES

The DazzlingStage Par Light offers various operating modes and effects, controlled via the 4-digit digital display and buttons on the rear panel (MENU, UP, DOWN, ENTER).

6.1 Control Panel Navigation

- **MENU:** Press to cycle through main menu options (e.g., DMX address, operating modes).

- **UP/DOWN:** Use to navigate within menu options or adjust parameter values.
- **ENTER:** Confirm selection or save changes.

6.2 Lighting Effects

The light features 5 primary lighting effects, with additional variations:

- **Static Color:** Select a single, constant color (Red, Green, Blue, White, Amber, Lime).
- **Color Mixing:** Blend multiple colors to create custom hues.
- **Jump Mode:** Lights rapidly switch between different colors.
- **Strobe Mode:** Flashing light effect with adjustable speed (1-30Hz).
- **Fade Mode:** Colors smoothly transition from one to another.
- **Pulse Mode:** Lights pulse in and out.
- **Gradient Mode:** Gradual color changes across the light spectrum.



Image: Examples of the RGBWAL 6-in-1 LED Par Light displaying various static colors.

Precise Light Control and Uniform Lighting

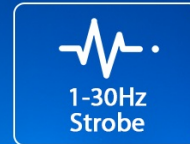
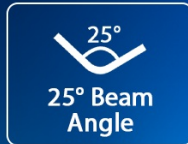



Image: Visualizing precise light control with dimming, beam angle, and strobe effects.

6.3 Control Modes

- **Self-Propelled (Auto):** The light runs through pre-programmed sequences automatically.
- **Sound-Activated:** The light reacts to ambient sound or music, changing patterns and colors in sync with the beat. Adjustable microphone sensitivity.
- **Master-Slave:** Link multiple units where one acts as the master, controlling all other slave units.
- **DMX512 Control:** For professional control, connect to a DMX controller to manage individual light parameters (color, dimming, strobe, etc.) across 6 or 10 channels.

Your browser does not support the video tag.

Video: Official DazzlingStage video demonstrating the 200W RGBWAL Stage Lights in action, showcasing various colors and effects.

7. MAINTENANCE

7.1 Cleaning

- Regularly clean the exterior of the light with a soft, dry cloth.
- Ensure lenses are free of dust and debris for optimal light output.
- Do not use abrasive cleaners or solvents.

7.2 Cooling System

The intelligent cooling fan helps maintain optimal operating temperature and prolong LED lifespan. Ensure the fan vents are clear of obstructions to allow for proper airflow.

SOUND-ACTIVATED MODE

Sync lights to music with adjustable MIC sensitivity for perfect rhythm matching!



Image: Close-up of the smart temperature-controlled fan on the DazzlingStage Par Light, designed for silent and durable performance.

8. TROUBLESHOOTING

- **No Power:** Check power cable connection, wall outlet, and ensure the light is switched on.
- **No Light Output:** Verify power, check selected mode and brightness settings. If using DMX, ensure correct DMX address and signal.
- **DMX Issues:** Confirm DMX cable connections, correct DMX address, and proper termination if applicable. Ensure the DMX controller is functioning correctly.
- **Overheating:** Ensure cooling vents are not blocked and the light is in a well-ventilated area.

9. SPECIFICATIONS

Feature	Detail
Brand	DazzlingStage
Model Number	ZQ01331
Input Voltage	AC100-240V 50/60Hz
Light Source	18PCS RGBWAL LED
Light Output Angle	25°
Average LED Life	50,000 hours
Dimming Curve	0-100% linear dimming
Flash Frequency	1-30Hz
Operation Modes	Auto, Voice Control, Master-Slave, DMX512
Control Channel	6/10CH
Protocol	Standard D-M-X512 Protocol, RDM Protocol
Data Connection	Three-Core XLR Input/Output
Display	4-Digit Digital Display
Protection Level	IP20
Working Environment	-20°C to 40°C
Material	Aluminum + Iron
Product Dimensions	11.4 x 9 x 9 inches (24 x 22.5 x 30 cm)
Net Weight	5.47 lbs (2.48 kg)

10. WARRANTY AND SUPPORT

DazzlingStage is committed to providing high-quality products and customer satisfaction.

- **Return Policy:** Enjoy 30 days of free return and exchange.
- **Warranty Service:** A 180-day warranty service is provided for this product.
- **Customer Support:** Our professional after-sales service team is available to assist you with any problems or questions. Please feel free to contact us, and we will reply within 24 hours.

For support, please refer to the contact information provided with your purchase or visit the official

DazzlingStage website.

© 2025 DazzlingStage. All rights reserved.