

[Manuals.plus](#) /

> [PSIER](#) /

> PSIER SP06 Open-Ear Earbuds User Manual

PSIER SP06

PSIER SP06 Open-Ear Earbuds User Manual

Model: SP06

PRODUCT OVERVIEW

The PSIER SP06 Open-Ear Earbuds are designed for comfort and situational awareness, ideal for workouts and daily use. They feature an open-ear design, advanced sound technology, and a durable, water-resistant build.



Image: PSIER SP06 Open-Ear Earbuds and their charging case, showcasing the open-ear design.

Key Features:

- **Open-Ear Design:** Sits around the ear, leaving the inner ear open for comfort and awareness.
- **High-Quality Audio:** Features 13.2 mm Aluminized LCD dome speakers for clear HD stereo sound and powerful bass.
- **Clear Calls:** Equipped with built-in noise-canceling microphones for enhanced call clarity.
- **Situational Awareness:** Allows users to hear surroundings while listening to audio, enhancing safety during outdoor activities.
- **Extended Playtime:** Up to 10 hours per earbud, with a total of 40 hours using the charging case.

- **IPX6 Water Resistance:** Protects against sweat and splashes, suitable for workouts.
- **Directional Acoustic Technology:** Reduces sound leakage by 95% for private listening.
- **Bluetooth 5.3:** Provides stable and low-latency wireless connectivity up to 33 feet.
- **Smart Touch Control:** Intuitive controls for calls, music playback, and voice assistant.

WHAT'S IN THE BOX

Verify that all items are present in the package:

- PSIER SP06 Open-Ear Earbuds (x1 pair)
- User Manual (x1)
- USB-C Charging Cable (x1)
- LED Digital Display Charging Case (x1)

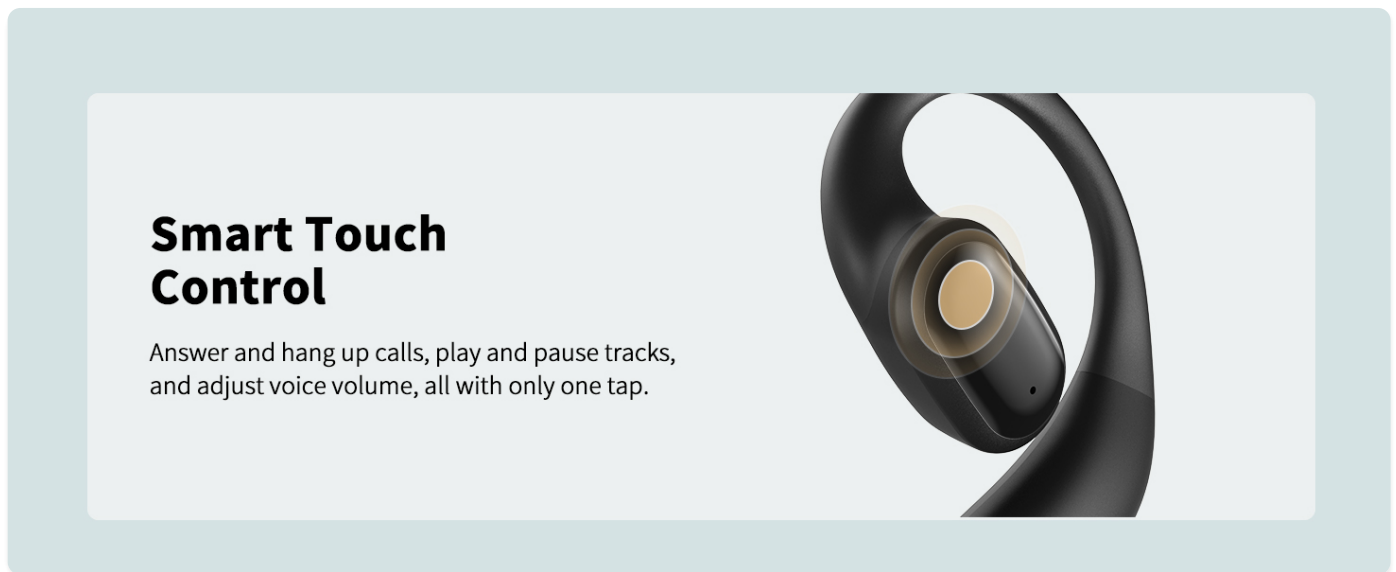


Image: The package contents of the PSIER SP06 earbuds, showing the earbuds, charging case, USB-C cable, and user manual.

SETUP

1. Initial Charging

Before first use, fully charge the earbuds and the charging case. Connect the USB-C charging cable to the charging case and a power source. The LED display on the case will show the charging status and battery level.



Image: Close-up of the charging case LED display indicating battery level.

2. Pairing the Earbuds

1. Open the charging case. The earbuds will automatically power on and enter pairing mode.
2. On your device (smartphone, tablet, etc.), enable Bluetooth.

3. Search for "PSIER SP06" in the list of available Bluetooth devices and select it to connect.
4. Once connected, you will hear a confirmation tone, and the earbuds' indicator lights will change.

The earbuds will automatically pair with each other when removed from the case. They will also automatically reconnect to the last paired device when taken out of the case, if Bluetooth is enabled on the device.

3. Wearing the Earbuds

The SP06 earbuds feature an ergonomic open-ear design with flexible ear hooks for a secure and comfortable fit.

1. **Step 1:** Hang the end of the earbud on the ear helix.
2. **Step 2:** Rotate it backward along the auricle.
3. **Step 3:** Adjust the ear hook until the headset is worn stably and comfortably.

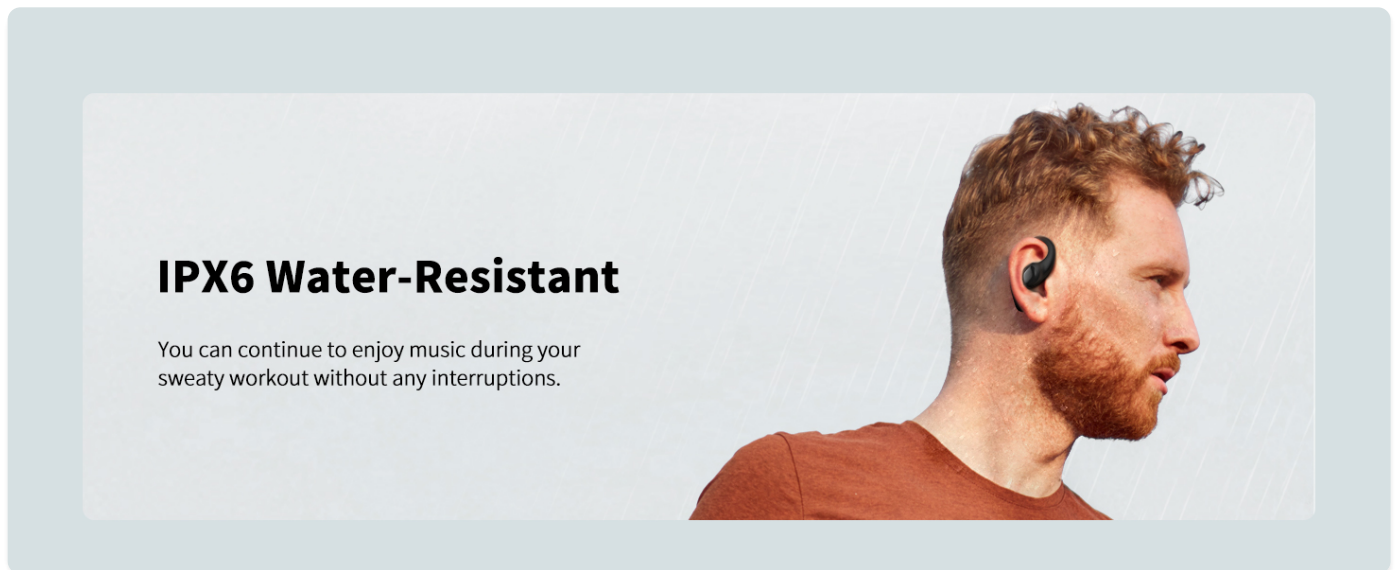


Image: Visual guide demonstrating the correct way to wear the open-ear earbuds for optimal fit and stability.

OPERATING INSTRUCTIONS

The PSIER SP06 earbuds feature intuitive touch controls on each earbud. Refer to the following table for control functions:

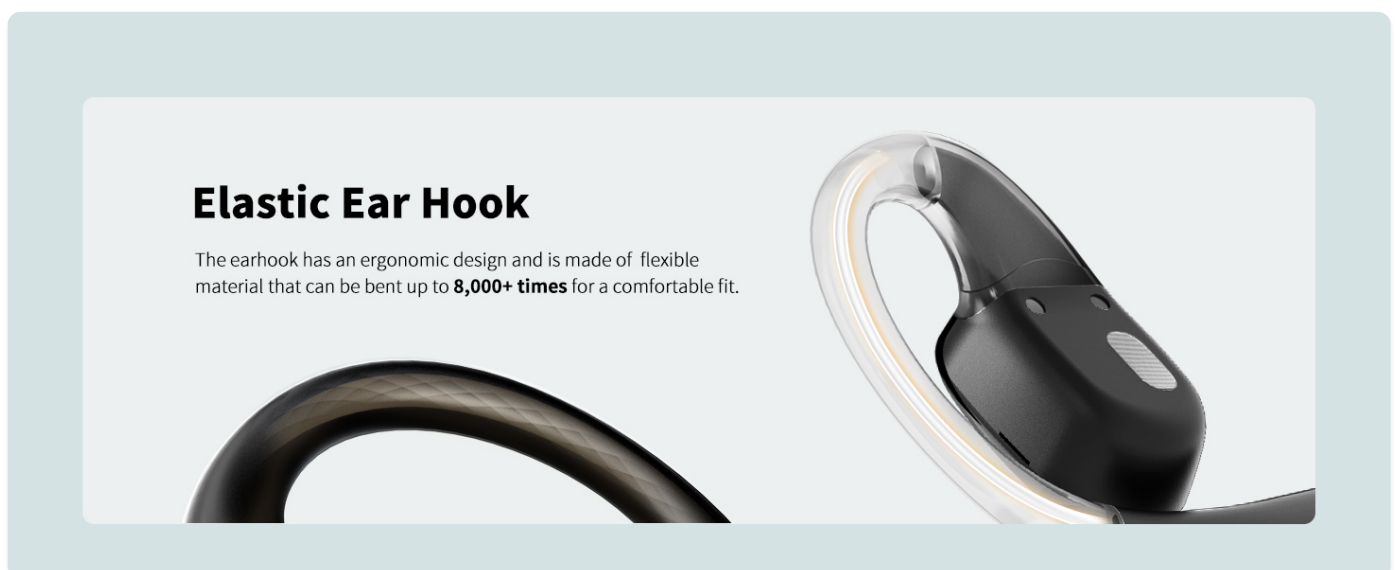


Image: A visual representation of the touch control functions on the earbuds.

Touch Control Functions

Action	Function
Short press touch button once	Answer a call
Long press touch button for 2 seconds	End a call
Long press either earbud button for 2 seconds	Reject call
Triple click either earbud button	Activate Voice Assistant
Click right earbud button once	Volume Up
Click left earbud button once	Volume Down
Long press left earbud button	Previous Song
Long press right earbud button	Next Song
Double click either earbud button	Play/Pause

MAINTENANCE

Cleaning

Regular cleaning helps maintain the performance and longevity of your earbuds. Use a soft, dry, lint-free cloth to wipe the earbuds and charging case. Do not use abrasive cleaners, alcohol, or chemical solvents. Avoid getting moisture into any openings.

While the earbuds are IPX6 water-resistant, they are not waterproof. Do not submerge them in water or expose them to high-pressure water streams.

Storage

When not in use, store the earbuds in their charging case to protect them from dust, damage, and to keep them charged. Store in a cool, dry place away from extreme temperatures.

TROUBLESHOOTING

If you encounter issues with your PSIER SP06 earbuds, try the following solutions:

Earbuds Not Pairing or Connecting

- Ensure both earbuds are fully charged.
- Place both earbuds back into the charging case, close the lid, wait a few seconds, then open it again. This can reset the pairing.
- Turn off Bluetooth on your device, then turn it back on.
- Delete "PSIER SP06" from your device's Bluetooth list and attempt to pair again.
- Ensure your device is within the 33-foot Bluetooth range.

No Sound or Low Volume

- Check the volume level on both your earbuds and your connected device.
- Ensure the earbuds are properly seated in your ears.
- Confirm the earbuds are connected to the correct audio output on your device.

Intermittent Connection or Audio Cut-outs

- Move closer to your connected device to reduce interference.
- Avoid environments with strong Wi-Fi signals or other Bluetooth devices that may cause interference.
- Ensure there are no physical obstructions between the earbuds and your device.

Touch Controls Unresponsive or Overly Sensitive

- Ensure your fingers are clean and dry when using touch controls.
- Practice the touch gestures to ensure correct execution.
- A factory reset (if available, consult the included paper manual for specific steps) might resolve persistent issues.

Physical Component Issues (e.g., Speaker Grill Detachment)

- While rare, if a physical component like the speaker grill detaches, contact customer support for assistance. Attempting to reattach it yourself may cause further damage or void the warranty.

SPECIFICATIONS

Feature	Detail
Model Name	SP06
Connectivity Technology	Wireless (Bluetooth)
Bluetooth Version	5.3
Bluetooth Range	Up to 33 feet (10 meters)
Audio Driver Size	13.2 mm
Frequency Response	20000 Hz (Max)
Impedance	20 Ohms
Battery Life (Earbuds)	Up to 10 hours (single charge)
Total Playtime (with Case)	Up to 40 hours
Water Resistance Level	IPX6 (Water Resistant)
Control Type	Touch Control
Ear Placement	Open Ear
Material	Plastic, Silicone
Item Weight	0.13 Kilograms (earbuds) / 4.6 ounces (package)
Charging Case Dimensions	2.5 x 2 inches (Width x Height)
Included Components	Earbuds, Charging Case, USB-C Cable, User Manual

WARRANTY AND SUPPORT

Warranty Information

The PSIER SP06 Open-Ear Earbuds come with a **12-month warranty** from the date of purchase. This warranty covers manufacturing defects and ensures the product functions as intended under normal use. Please retain your proof of purchase for warranty claims.

The warranty does not cover damage caused by misuse, accidents, unauthorized modifications, or normal wear and tear.

Customer Support

For technical assistance, warranty claims, or any questions regarding your PSIER SP06 earbuds, please contact PSIER customer support. Refer to the contact information provided in the physical user manual included with your product or visit the official PSIER website for support details.



© 2025 PSIER. All rights reserved.