



[Manuals.plus](#) /

› [GANODS](#) /

› GANODS M114 Translation Earbuds User Manual

GANODS M114

GANODS M114 Translation Earbuds User Manual

Model: M114 (FYRJ-BLACK1)
Real-time AI Translation Headphones

1. INTRODUCTION

The GANODS M114 Translation Earbuds are advanced AI-powered headphones designed to facilitate seamless communication across language barriers. They integrate real-time translation, high-definition audio for music playback, and clear voice calls. Supporting online translation in 145 languages with up to 98% accuracy and a rapid 0.5-second response time, these earbuds are ideal for travel, business, language learning, and various professional and personal scenarios.



Figure 1: GANODS M114 Translation Earbuds and Charging Case.

2. WHAT'S IN THE BOX

Upon opening your GANODS M114 package, you will find the following components:

- Translation Earbuds x 2 (Left and Right)
- User Manual x 1
- USB-C Cable x 1
- Charging Case x 1
- Silicone Lanyard x 1

What's In Box?

- Translation Earbuds x 2
- User Manual x 1
- USB-C Cable x 1
- Charging Case x 1
- Silicone lanyard x 1



Figure 2: Package Contents of the GANODS M114 Translation Earbuds.

3. SETUP GUIDE

3.1 Ergonomic Fit for Comfort

The GANODS M114 earbuds are designed for a comfortable and secure fit. Follow these steps to wear them correctly:

1. Hang the end of the earbud on the ear helix.
2. Rotate it backward along the auricle.
3. Adjust the ear hook until the headset is worn stably.

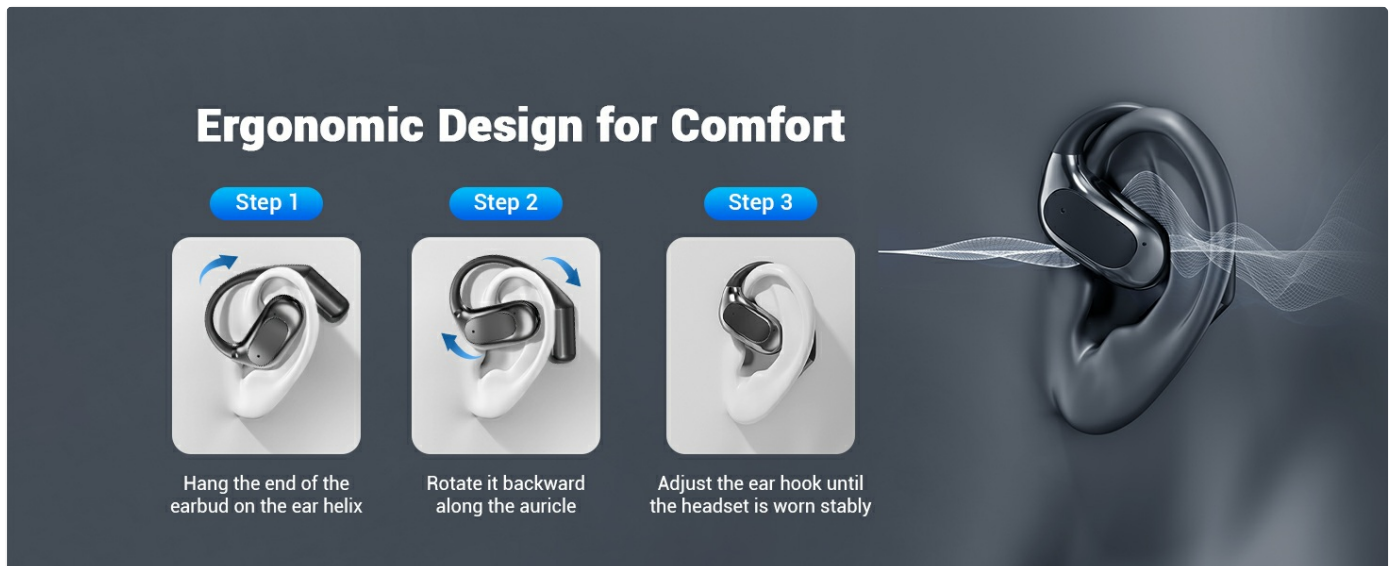


Figure 3: Steps for Wearing the Earbuds Comfortably.

3.2 App Download and Installation

To utilize the full translation capabilities of your GANODS M114 earbuds, you need to download the companion application. Scan the QR code provided in the physical user manual or search for the "AI Cool" app on your mobile device's app store (compatible with Apple iOS and Android devices).

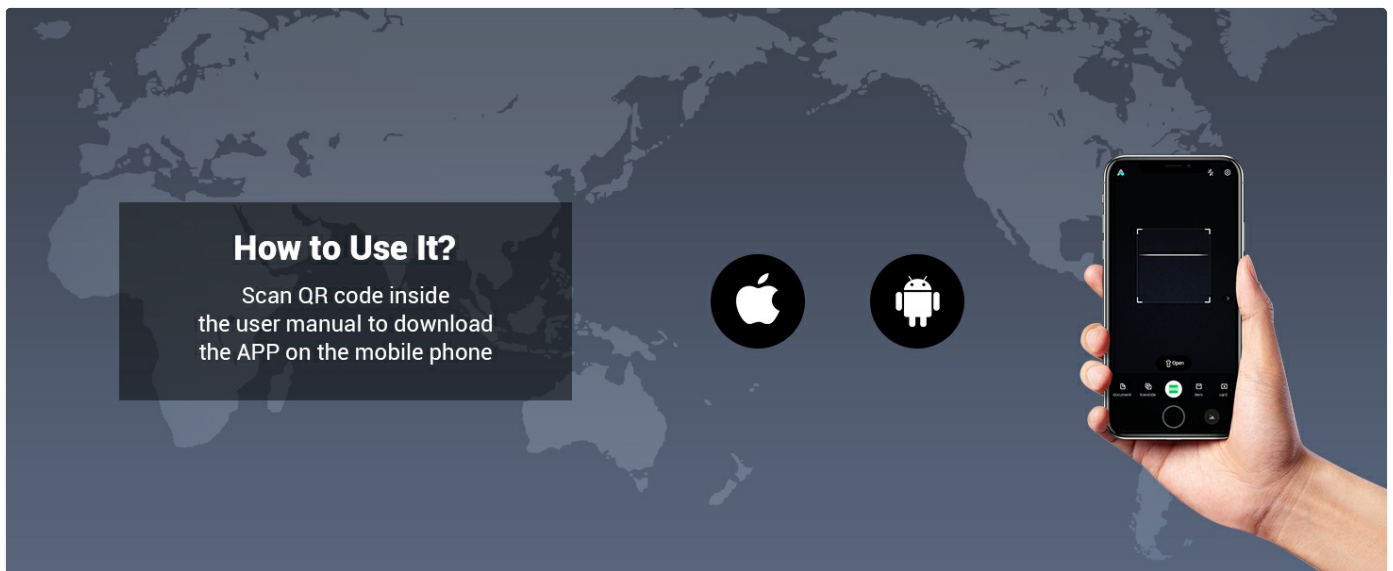


Figure 4: App Download Instructions.

3.3 Bluetooth Pairing

After installing the app, connect your earbuds to your mobile phone via Bluetooth:

1. Ensure Bluetooth is enabled on your mobile device.
2. Take the earbuds out of the charging case. They will automatically enter pairing mode.
3. On your phone's Bluetooth settings, locate and select "M114" from the list of available devices to connect.




Figure 5: Bluetooth Connection Process.

4. OPERATING INSTRUCTIONS

4.1 Basic Earbud Controls

The earbuds feature multi-function buttons for various controls:

- **Power On:** Take out from the case, or press and hold the L/R multi-function buttons for 3 seconds.
- **Power Off:** Put into the case, or press and hold the L/R multi-function buttons for 5 seconds.
- **Play/Pause:** Double-click L/R earbud.
- **Volume +/-:** Click L/R earbud.

- **Answer/Hang up a call:** Double-click L/R earbud.
- **Reject a call:** Press and hold L/R earbud for 2 seconds.
- **Previous/Next Track:** Triple-click L/R earbud.
- **Turn on Voice Assistant:** Press and hold L/R earbud for 2 seconds.

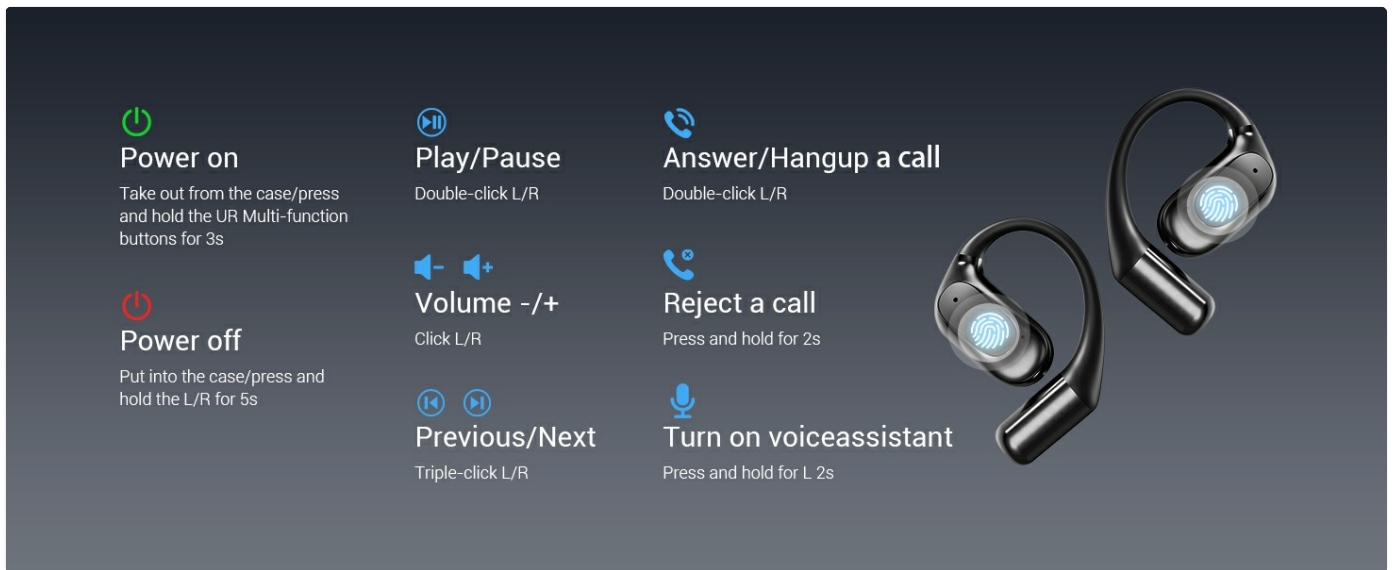


Figure 6: Earbud Control Functions.

4.2 Using the Translation App

Once connected, open the "AI Cool" app and select your desired translation mode:

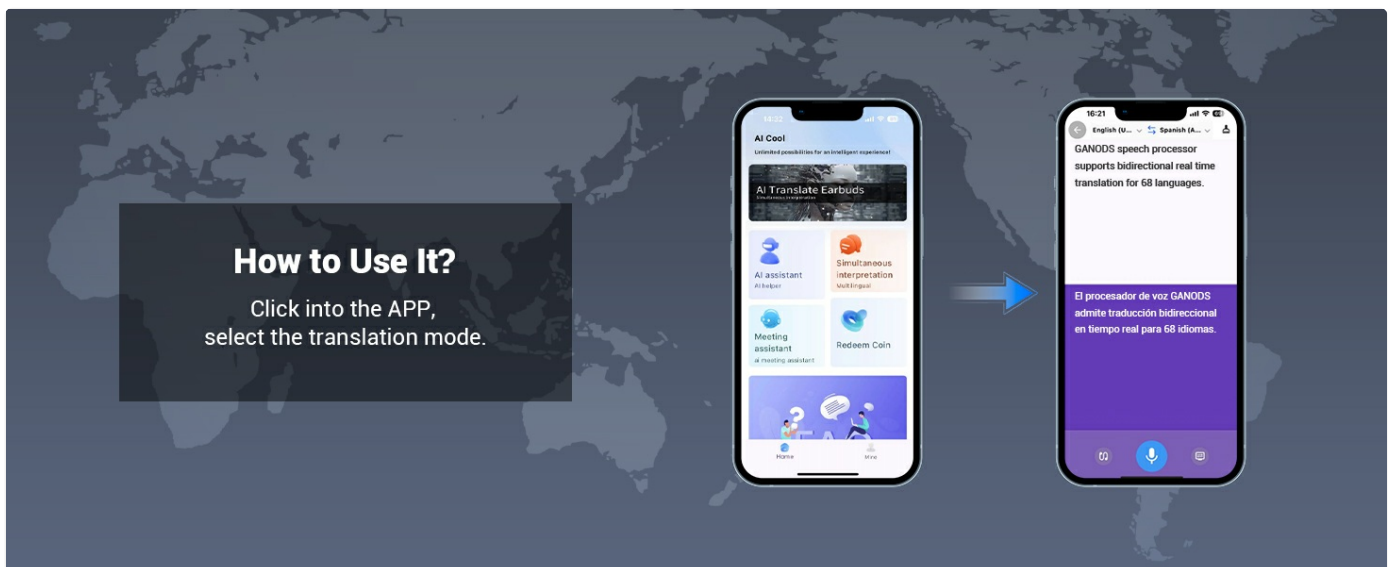


Figure 7: AI Cool App Interface and Translation Example.

The app supports various innovative translation modes, including Free Conversation, Touch, Speaker, and Audio Transcription, allowing for seamless switching between music playing, translation, and phone calls.

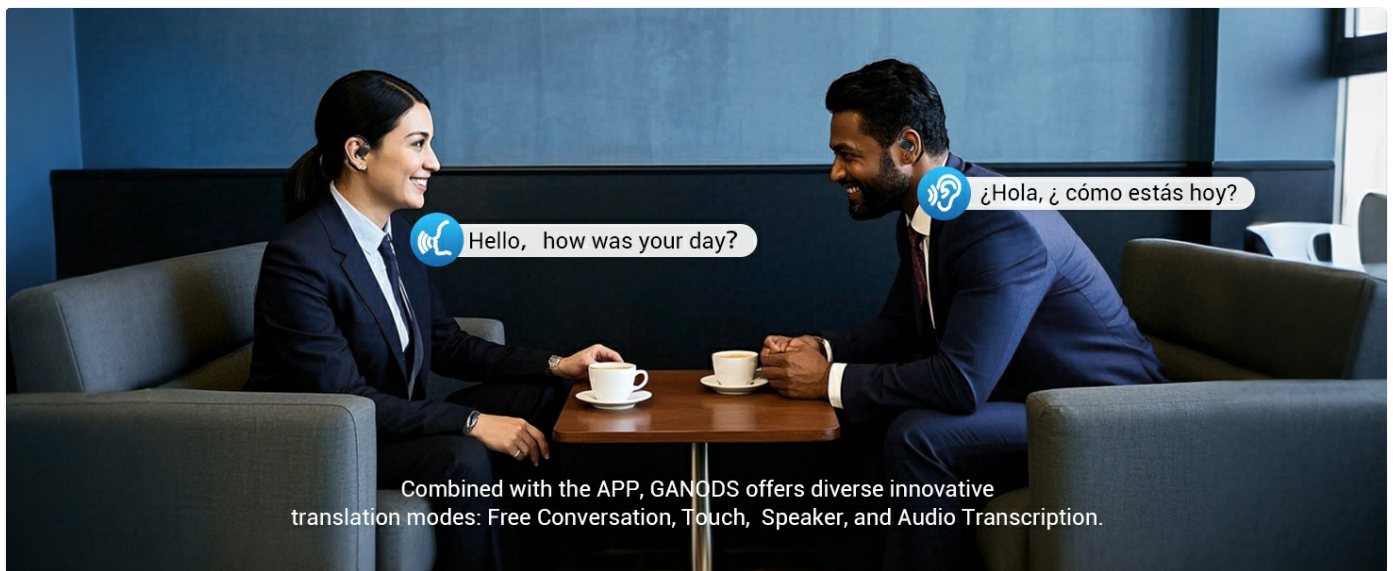


Figure 8: Diverse Translation Modes in Action.

4.3 Translation Modes Explained

- **Headphones Mode (For Speeches and Classes):** Wear the earbuds and place your phone close to the speaker. Listen to the translation directly from the earbud.

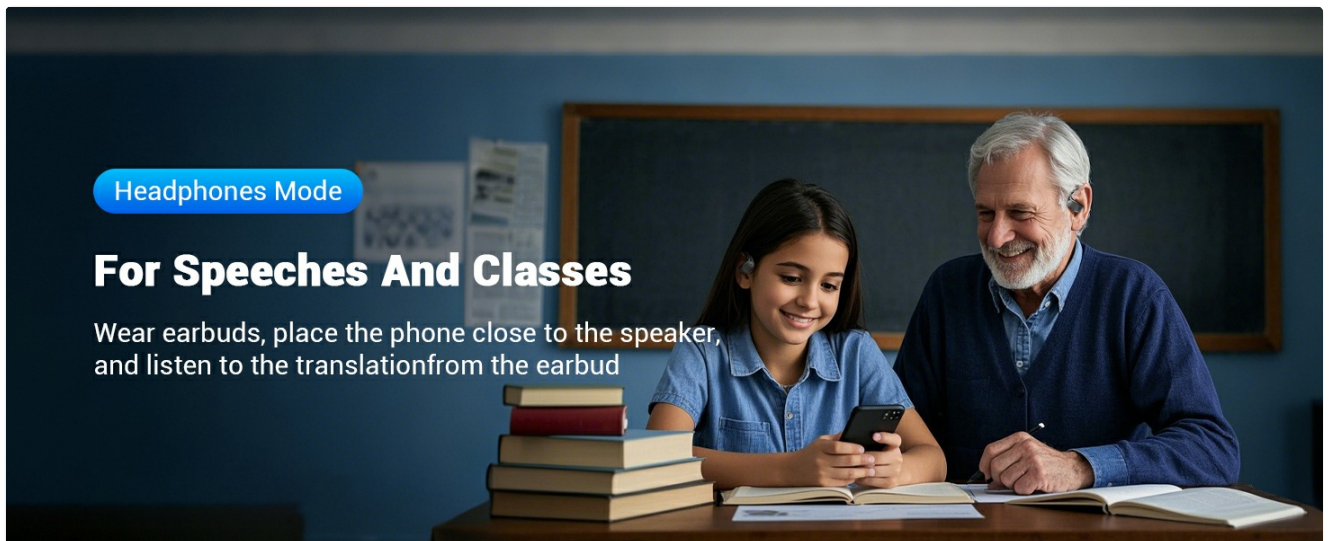


Figure 9: Headphones Mode for Lectures and Learning.

- **Dual Ear Mode (For Free Talk):** Each person wears an earbud. Touch the earbud before speaking, and the other person will hear the translation within 0.5-2 seconds.

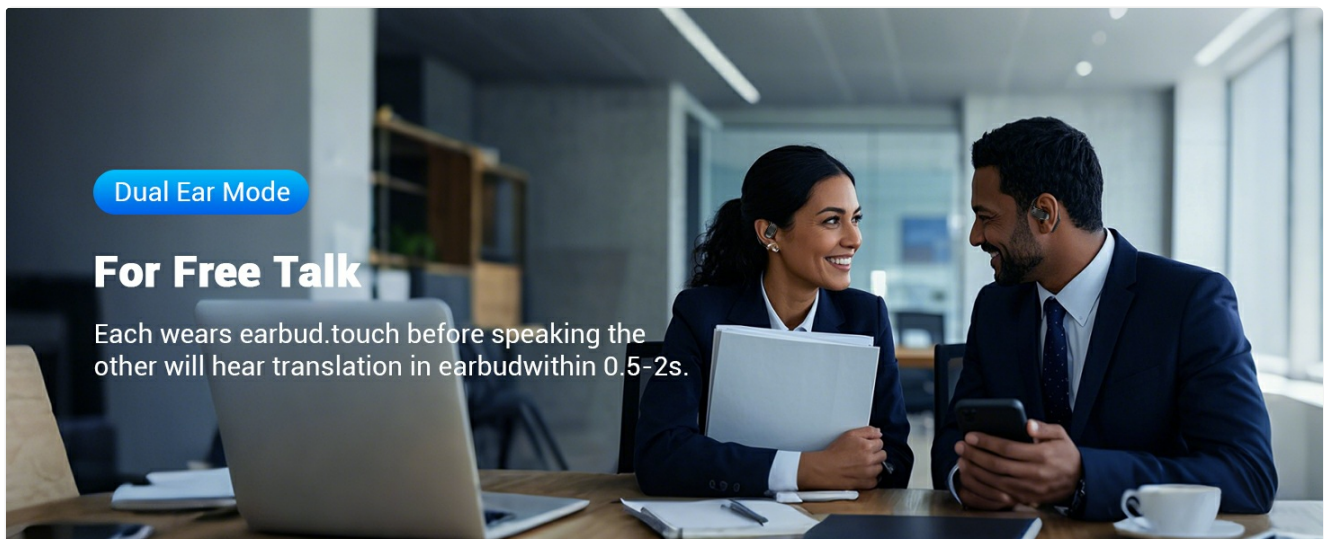


Figure 10: Dual Ear Mode for Two-Way Conversation.

- **Translation Machine Mode (For Short Conversations):** Wear the translator earbuds yourself. Speak, and the translation results will be played through your phone's speaker. You can also choose to only display the translation results without any sound.

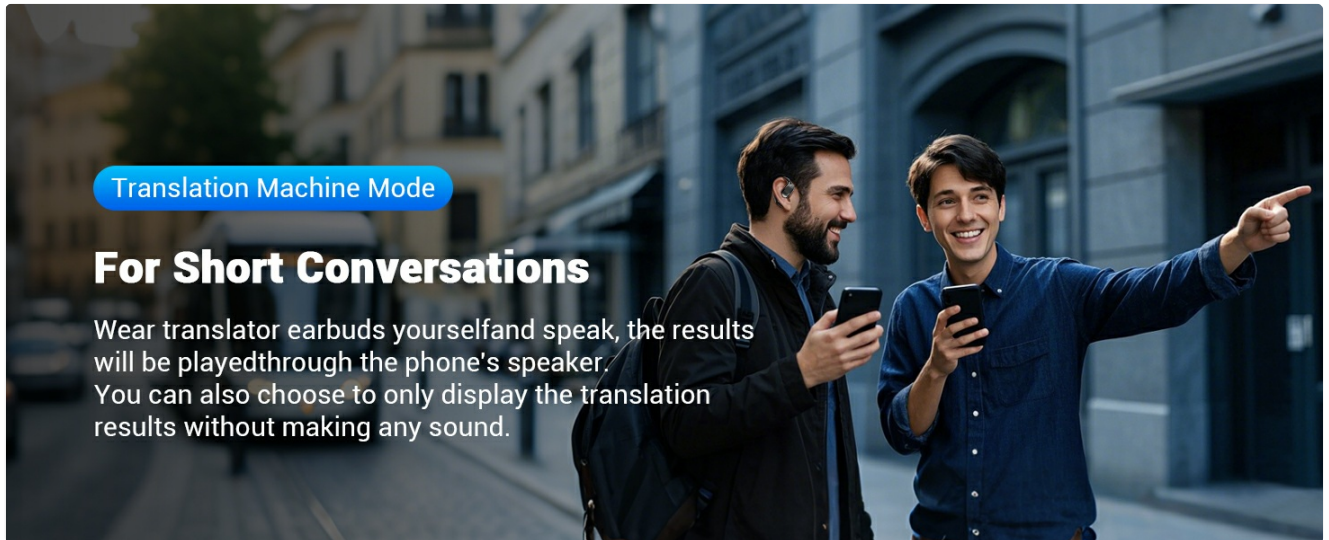


Figure 11: Translation Machine Mode for Quick Interactions.

4.4 AI Conference Assistant

The AI Cool app includes a "Meeting Assistant" feature that transcribes meeting content in real-time using AI technology. With a single click, you can record and intelligently analyze meeting discussions, extracting summaries to enhance work efficiency.



Figure 12: AI Conference Assistant Feature.

4.5 Battery Life and Charging

The earbuds offer extended battery performance:

- **Charging Time:** Approximately 1 hour for a full charge.
- **Continuous Use:** Up to 8 hours.
- **Standby Time:** Up to 2 months.

- **Battery Capacity:** 300 mAh (charging case).

Ultra Long Battery Life

One Week Online on A Single Charge

2 Month
Standby Time

60 Min
Charging Time

300 mAh
Battery Capacity

Figure 13: Battery Life Overview.

5. MAINTENANCE

To ensure the longevity and optimal performance of your GANODS M114 Translation Earbuds, follow these maintenance guidelines:

- **Cleaning:** Regularly wipe the earbuds and charging case with a soft, dry, lint-free cloth. Avoid using abrasive materials or harsh chemicals.
- **Storage:** When not in use, store the earbuds in their charging case to protect them from dust, moisture, and physical damage.
- **Charging:** Use the provided USB-C cable for charging. Avoid using unapproved chargers or cables, which may damage the device.
- **Avoid Extreme Conditions:** Do not expose the earbuds to extreme temperatures (hot or cold), direct sunlight for prolonged periods, or high humidity.
- **Water Resistance:** The earbuds are not waterproof. Avoid submerging them in water or exposing them to heavy rain.

6. TROUBLESHOOTING

If you encounter issues with your GANODS M114 Translation Earbuds, refer to the following common solutions:

Problem	Possible Cause	Solution
Earbuds not powering on.	Low battery; not properly seated in case.	Ensure earbuds are fully charged. Place them correctly in the charging case.
Cannot connect via Bluetooth.	Bluetooth off; earbuds not in pairing mode; interference.	Ensure phone's Bluetooth is on. Take earbuds out of case to activate pairing. Move closer to your device. Forget device and re-pair.
Translation not working or inaccurate.	App not open; poor internet connection; noisy environment; speaking too fast.	Open the "AI Cool" app. Ensure stable internet connection. Speak clearly and at a moderate pace. Reduce background noise.
No sound from earbuds.	Volume too low; not connected; incorrect audio output selected.	Increase volume on both earbuds and phone. Verify Bluetooth connection. Check phone's audio output settings.
Charging case not charging.	Faulty cable/charger; dirty charging port.	Try a different USB-C cable and power adapter. Clean the charging port gently.

7. SPECIFICATIONS

Feature	Detail
Model Name	M114
Brand	GANODS
Connectivity Technology	Wireless (Bluetooth)
Ear Placement	On Ear
Form Factor	On Ear
Color	FYRJ-BLACK1
Item Weight	4.6 ounces (0.13 Kilograms)
Package Dimensions	4.53 x 3.7 x 1.65 inches

Feature	Detail
Battery Type	1 Lithium Polymer battery (included)
Translation Languages	Supports 145 languages online
Translation Accuracy	Up to 98%
Response Time	0.5 seconds
Speaker Size	13mm Dynamic Acoustic Speakers
Noise Reduction	Integrated ANC and ENC Noise Reduction Technology
UPC	784847645883

8. PRODUCT VIDEOS

Your browser does not support the video tag.

Video 1: Official product video demonstrating the GANODS M114 Translation Earbuds in use, highlighting their real-time translation capabilities and features. This video showcases the earbuds' design, app integration, and how they facilitate communication in various scenarios.

9. WARRANTY AND SUPPORT

GANODS is committed to providing excellent customer service and support for your translation earbuds.

- **Email Support:** For any inquiries or assistance, email support is available within 24 hours every day.
- **Returns:** GANODS provides a free return label for eligible returns. Please refer to the purchase platform's return policy for detailed information.

Sell Products → Provide Travel Solutions to Our Users

Satisfaction guaranteed

- Email Support Within 24 Hours Every Day
- Return Free, GANODS Provides Return Label

Figure 14: GANODS Customer Support Information.

