

## WUNIAK CASE for i8 plus

# WUNIAK Premium Leather Folio Stand Cover for Bmax maxpad i8 Plus 8.7 inch Tablet - User Manual

Model: CASE for i8 plus

## INTRODUCTION

This manual provides instructions for the WUNIAK Premium Leather Folio Stand Cover, designed specifically for the Bmax maxpad i8 Plus Android 15 Tablet 8.7 inch. Please read this manual thoroughly to ensure proper installation and use of your new tablet cover.

## PRODUCT FEATURES

- **Compatibility:** Designed exclusively for the Bmax maxpad i8 Plus Android 15 Tablet 8.7 inch.
- **Material:** Constructed from high-quality, durable PU leather with a soft, non-slip interior.
- **Protection:** Offers full body protection against scratches, impacts, fingerprints, and dust.
- **Multi-functional Design:** Includes a built-in leather hand strap for one-handed operation, an external elastic band, and a magnetic buckle for secure closure.
- **Stand Functionality:** Features a triple-fold design that provides multiple viewing angles for various activities such as watching videos, typing, gaming, or learning.
- **Auto Wake/Sleep:** Supports the tablet's automatic wake and sleep function, helping to conserve battery life.

## SETUP AND INSTALLATION

1. **Prepare Your Tablet:** Ensure your Bmax maxpad i8 Plus tablet is clean and free of dust or debris before installation.
2. **Insert Tablet:** Gently align your tablet with the case. Slide the tablet into the protective frame of the case, ensuring all edges are securely seated.
3. **Secure the Tablet:** Press firmly around the edges of the tablet to ensure it is fully enclosed and protected by the case. Verify that all ports, buttons, and camera cutouts align correctly.



Image: The WUNIAK Folio Stand Cover with a Bmax maxpad i8 Plus tablet securely installed, demonstrating the protective fit and stand capability.

## OPERATING INSTRUCTIONS

---

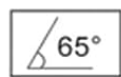
### Using the Stand Function

The triple-fold design allows for versatile viewing angles.

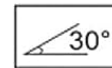
1. **Viewing Angle (65 degrees):** Fold the front cover back to create a stable triangular stand. This angle is ideal for watching videos or making video calls.
2. **Typing Angle (30 degrees):** Fold the front cover into a lower, more reclined triangular stand. This angle is suitable for comfortable typing or drawing.

# ● Two Angle View

Foldable cover offers sturdy stand for viewing typing



65 angle  
Viewing



30Typing  
angle



Image: Illustration of the WUNIAK Folio Stand Cover configured for two different angles: a 65-degree viewing angle and a 30-degree typing angle.

## Hand Strap and Magnetic Closure

- **Hand Strap:** Utilize the built-in leather hand strap on the back of the case for secure, one-handed holding of your tablet, enhancing portability and reducing the risk of drops.
- **Magnetic Closure:** The magnetic buckle and external elastic band ensure the cover remains securely closed when not in use, protecting the screen and activating the auto wake/sleep function.

## Auto Wake/Sleep Function

This case is designed to work seamlessly with your tablet's auto wake/sleep feature. Opening the cover will automatically wake your tablet, and closing it will put your tablet to sleep, helping to conserve battery life.



# Auto Wake/Sleep

Immediate Response

Save Battery power  
& Extend the Standby Time)



Image: A visual representation of the Auto Wake/Sleep feature, showing how opening the cover wakes the tablet and closing it puts it to sleep.

## MAINTENANCE AND CARE

To ensure the longevity and appearance of your WUNIAK tablet cover, follow these care instructions:

- **Cleaning:** Wipe the exterior with a soft, damp cloth. Avoid using harsh chemicals or abrasive cleaners, as these can damage the PU leather.
- **Storage:** When not in use, store the case in a cool, dry place away from direct sunlight and extreme temperatures.

- **Avoid Overfilling:** Do not attempt to store items other than your tablet within the case, as this can stretch the material or damage the tablet.

## TROUBLESHOOTING

---

### Tablet Does Not Fit

**Issue:** The tablet does not seem to fit correctly into the case.

**Solution:**

- Verify that your tablet model is indeed the Bmax maxpad i8 Plus Android 15 Tablet 8.7 inch. This case is specifically designed for this model.
- Ensure the tablet is aligned properly before attempting to insert it. Do not force the tablet into the case.

### Auto Wake/Sleep Not Working

**Issue:** The tablet does not wake or sleep automatically when the cover is opened or closed.

**Solution:**

- Ensure the tablet is fully seated within the case and the magnetic closure is making proper contact.
- Check your tablet's settings to confirm that the "Smart Cover" or "Magnetic Cover" function is enabled.

## SPECIFICATIONS

---

Feature	Detail
Brand	WUNIAK
Compatible Devices	Bmax maxpad i8 Plus Android 15 Tablet 8.7 inch
Model Number	CASE for i8 plus
Material	Premium PU Leather
Form Factor	Folio Case
Color	Black
Item Weight	3.52 ounces (100 grams)
Product Dimensions	0.04 x 0.1 x 0.1 inches (approximate)
Special Features	Built-in Hand Strap, Multi-Angle Stand, Magnetic Closure, Auto Wake/Sleep

## WARRANTY AND SUPPORT

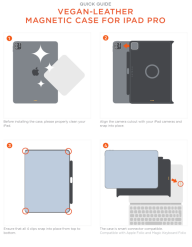
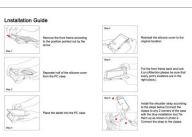

---

For customer service and technical support regarding your WUNIAK tablet cover, please contact the manufacturer directly. Refer to your purchase documentation for specific warranty details.

**Contact Information:**

- Manufacturer: WUNIAK
- For support inquiries, please refer to the contact details provided at the point of purchase or on the official WUNIAK website.

## Related Documents - CASE for i8 plus

	<p><a href="#">Satechi Vegan-Leather Magnetic Case for iPad Pro - Quick Guide</a></p> <p>A quick guide detailing the installation and compatibility of the Satechi Vegan-Leather Magnetic Case for iPad Pro, designed for seamless integration with Apple devices and accessories.</p>
	<p><a href="#">PIVOT A35A User Guide: Protective Case for iPad Mini (6th Gen &amp; A17 Pro)</a></p> <p>Official user guide for the PIVOT A35A case, offering detailed instructions on installation, features, and compatibility for iPad Mini (6th generation) and iPad Mini (A17 Pro). Learn about protection, functionality, and mounting solutions.</p>
	<p><a href="#">DreamerX Samsung Galaxy Tab S3 9.7 Case Installation Guide</a></p> <p>Step-by-step installation guide for the DreamerX Heavy Duty Rugged Silicone Case for Samsung Galaxy Tab S3 9.7 (Models T820, T825, T827), including shoulder strap attachment.</p>
	<p><a href="#">IPOINT CONNECT Case Installation Guide</a></p> <p>Step-by-step installation instructions for the IPOINT CONNECT Case, including how to attach the hand strap and dock the case for charging. Compatible with various iPad models.</p>
	<p><a href="#">Naxa 10.1" CoreTM Tablet with AndroidTM OS 11 User Manual</a></p> <p>Comprehensive user manual for the Naxa 10.1" CoreTM Tablet (NID-1056) running AndroidTM 11. Learn about setup, basic operations, connectivity, troubleshooting, and safety precautions.</p>
	<p><a href="#">onn. 11.6" Tablet (Model 100043279) Product Guide</a></p> <p>Comprehensive product guide for the onn. 11.6" Tablet (Model 100043279), covering setup, features, safety instructions, and warranty information.</p>