

[Manuals.plus](#) /

› [DOOGEE](#) /

› DOOGEE Blade 10 Pro Energy Rugged Phone User Manual

DOOGEE Blade10 Pro Energy

DOOGEE Blade 10 Pro Energy Rugged Phone User Manual

Model: Blade10 Pro Energy

Brand: DOOGEE

1. INTRODUCTION

The DOOGEE Blade 10 Pro Energy is a rugged smartphone designed for durability and high performance. It features an ultra-thin 10.7mm body, a 6150mAh battery, Android 15 OS, a UNISOC T7250 Octa-core processor, a 6.56-inch HD+ 90Hz display, and advanced camera capabilities. This manual provides essential information for setting up, operating, maintaining, and troubleshooting your device.



Image 1.1: Front and back view of the DOOGEE Blade 10 Pro Energy Rugged Phone, highlighting its slim design and large battery capacity.

2. SETUP

2.1. What's in the Box

- 1 x Blade10 Pro Energy Rugged Phone
- 1 x Packing Box
- 1 x Manual

- 1 x Tempered Glass Protective Film (Pre-applied)
- 1 x Type-C USB Cable and Charger
- 1 x Warranty Card
- 1 x Sling
- 1 x Protective case

2.2. Initial Charging

Before first use, fully charge your phone using the provided Type-C USB cable and charger. The phone supports 18W fast charging. The 6150mAh battery provides extended usage time.

6150mAh Si-C Battery, Longer Battery Life

1000 Times
Charging Cycle Times

3 Years
of Battery Durability

≥ 80%
Battery Health Status

6150 mAh



Image 2.1: Illustration of the 6150mAh Si-C battery, emphasizing its long battery life and 18W fast charging capability.

2.3. SIM and TF Card Installation

The Blade 10 Pro Energy features a triple card slot design, supporting two SIM cards and one TF (microSD) card simultaneously. Locate the card slot on the side of the phone. Use the provided SIM ejector tool to open the tray. Carefully place your SIM cards and TF card into their respective slots, ensuring correct orientation. Gently push the tray back into the phone until it clicks into place.

Other Amazing Functions

App Cloning



Smart Sensingringing / Incoming call muting



Screen Sensing



Video Display Enhancement

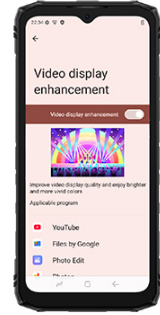


Image 2.2: Diagram showing the triple card slot for two SIM cards and one TF card.

2.4. Powering On/Off

To power on, press and hold the Power button located on the side of the phone until the screen lights up. To power off, press and hold the Power button, then select 'Power off' from the options that appear on the screen.

3. OPERATING YOUR DEVICE

3.1. Android 15 Operating System

Your Blade 10 Pro Energy runs on the latest Android 15 operating system, offering enhanced performance, improved multitasking, and a secure user experience. Navigate through the interface using touch gestures.

Android 15 Operational System

Secure & Private & Personal



Image 3.1: Screenshot showing the Android 15 operational system interface with various applications.

3.2. Display Features

The phone features a 6.56-inch HD+ IPS waterdrop screen with a 90Hz refresh rate, providing a smooth and immersive visual experience. The IPS technology ensures wide viewing angles and vibrant colors.

6.56" HD+ 90Hz Display, Smooth Streaming Experience

90%
Visual Screen Ratio

90Hz
Refresh Rate

16.7M
Screen Color

1500:1
Screen Contrast

20:9
Aspect Ratio

400cd/m²
Brightness



Image 3.2: Visual representation of the 6.56-inch HD+ 90Hz display, showcasing its smooth streaming capabilities.

3.3. Camera Usage

Capture high-quality photos and videos with the 50MP main camera and 8MP front camera. The camera system includes AI technology for scene optimization and supports various modes such as Beauty, Panoramic, HDR, Portrait, Time-lapse, Night, and Burst mode.

- **50MP Main Camera:** Ideal for capturing detailed landscapes, architecture, and products.
- **8MP Front Camera:** Suitable for selfies and video calls.
- **Underwater Camera:** Allows for capturing photos and videos underwater.

Upgraded 50MP Ultra-clear Camera



50MP Main Camera



8MP Front Camera



Underwater Camera



Image 3.3: Visual of the phone's camera setup, highlighting the 50MP main and 8MP front cameras, along with an example of underwater photography.

Convenient Life with NFC



Image 3.4: Examples of various camera modes available, including Beauty, Anti-flicker, Panoramic, HDR, Pro, Burst, Portrait, Time-lapse, Night, and Filters.

3.4. Connectivity

The Blade 10 Pro Energy supports various connectivity options:

- **4.5G Network:** Provides high-speed data transmission and low latency. Ensure compatibility with your local frequency bands (GSM:B2/3/5/8, WCDMA:B1/2/4/5/8, TDD:B34/38/39/40/41, FDD:B1/2/3/4/5/7/8/18/19/20/25/26/28AB/66).
- **NFC:** For convenient contactless payments and data transfer.
- **Bluetooth 5.0:** For wireless accessory connections.
- **Wi-Fi:** For internet access.
- **USB:** Type-C for charging and data transfer.

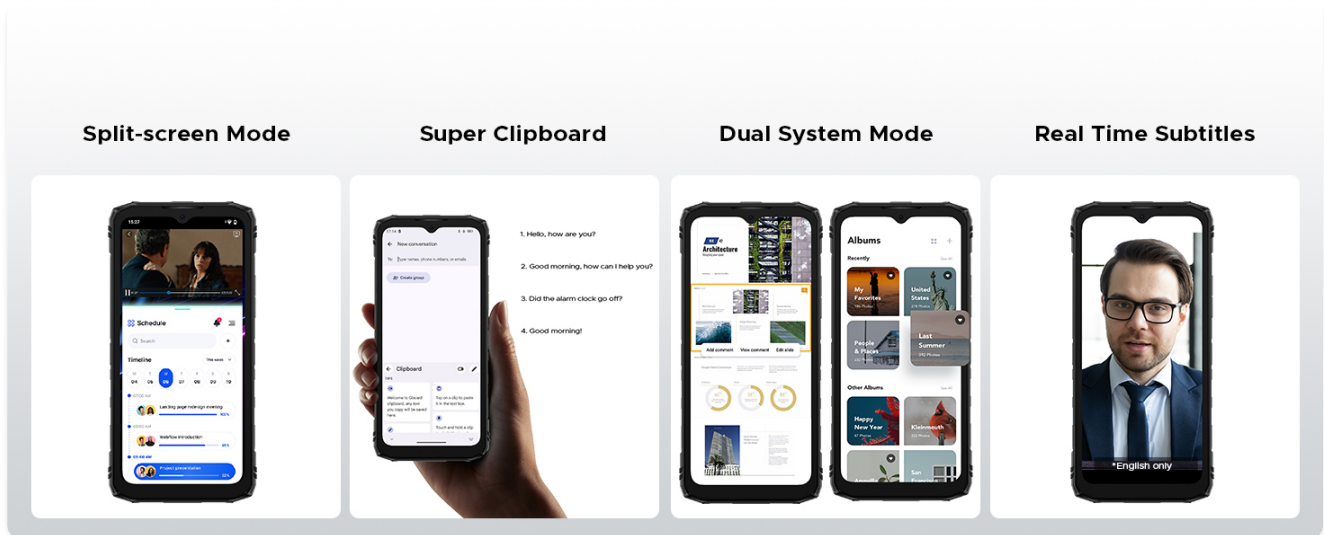


Image 3.5: Depiction of NFC functionality for convenient mobile payments.

3.5. Memory and Storage

The phone comes with 6GB of RAM, expandable to 32GB (6GB basic + 26GB virtual RAM), and 256GB of ROM storage, expandable up to 2TB via a TF card (sold separately). It utilizes UFS technology for faster read/write speeds.


Upgraded to 256GB Large Memory, Store More

32GB RAM

(6GB Basic+26GB Virtual)

256GB ROM

(2TB Expandable)



*TF card needs to be purchased separately

Image 3.6: Visual representation of the 32GB RAM and 256GB ROM storage, indicating expandability.

3.6. Security Features

Unlock your phone securely using Face ID or the side-mounted fingerprint sensor.

Various Camera Modes, Capture a Perfect Picture




Image 3.7: Illustration of Face ID and side fingerprint unlock features.


3.7. Additional Features

- **Glove Mode 2.0:** Increased screen sensitivity for use with gloves.
- **App Cloning:** Run multiple instances of an app.
- **Smart Sensing/Incoming Call Muting:** Intelligent call management.
- **Screen Sensing:** Enhanced screen interaction.
- **Video Display Enhancement:** Optimized video playback.
- **Split-screen Mode:** Use two apps simultaneously.
- **Super Clipboard:** Advanced clipboard functionality.
- **Dual System Mode:** Separate personal and work environments.
- **Real Time Subtitles:** Live captioning for audio.
- **Widevine L1:** For high-definition streaming content.

Enlarged 6150mAh Capacity, Still in a 10.7mm Ultra-thin Body

 **+20%**
Battery Capacity

 **+10.5%**
Battery Energy Density

 **757Wh/L**
Battery Density Ratio

6150 mAh



Image 3.8: Depiction of the Glove Mode 2.0 feature, allowing phone operation while wearing gloves.

Underwater Camera

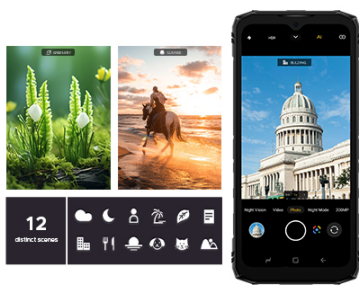
Unlock Different Perspectives of Life



Image 3.9: Visuals demonstrating App Cloning, Smart Sensing/Incoming Call Muting, Screen Sensing, and Video Display Enhancement.

AI Recognition

The rear AI dual cameras can automatically identify 12 independent scenarios.



GOOGLE Intelligent Camera

View Search



Homework analysis



E-commerce search



Text Extraction & Translation



Plant and animal identification



Image 3.10: Examples of Split-screen Mode, Super Clipboard, Dual System Mode, and Real Time Subtitles features.

4. MAINTENANCE

4.1. Cleaning Your Device

Use a soft, lint-free cloth to clean the screen and body of your phone. Avoid using harsh chemicals or abrasive materials. For stubborn dirt, a slightly damp cloth can be used, ensuring no moisture enters ports.

4.2. Battery Care

To maximize battery lifespan, avoid extreme temperatures and prolonged exposure to direct sunlight. Charge the phone regularly and avoid completely draining the battery frequently. The 6150mAh Si-C battery is designed for durability, maintaining over 80% health after 3 years or 1000 charging cycles.

T7250 4.5G Octa-core Processor

4.5G LTE
Technology

Octa-core
Processor

12nm
Processing

Mali-G57
GPU

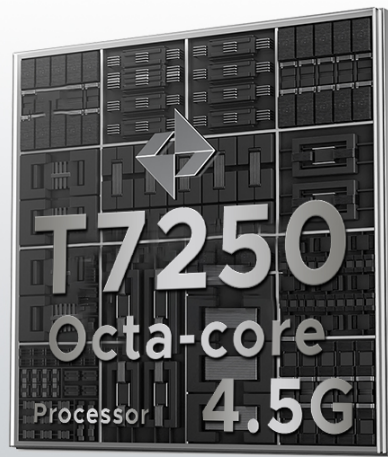


Image 4.1: Information on the upgraded Si-C battery, highlighting its durability and charging cycle performance.


4.3. Durability and Protection

The Blade 10 Pro Energy is built with an aviation-grade aluminum titanium alloy frame and is IP68/IP69K/MIL-STD-810H certified, making it water-proof, dust-proof, and drop-proof. While rugged, avoid intentional abuse and ensure all port covers are securely closed when exposed to water or dust.

IP68/IP69K/MIL-STD-810H for Best Quality & Durability



IP68/IP69K Water-proof



Dust-proof



Drop-proof

Image 4.2: Visual demonstration of the phone's IP68/IP69K/MIL-STD-810H ratings for water, dust, and drop resistance.

Upgraded Si-C Battery, Upgraded in Every Way

Extended Battery Life, as New as 3 Years Ago

- 1000 Times**
Charging Cycle Times
- 3 Years**
of Battery Durability
- ≥ 80%**
Battery Health Status



Image 4.3: Details on the phone's durability tests, including Tumble, Mini Drop, Violent Drop, and Water Submerged tests.

5. TROUBLESHOOTING

5.1. Common Issues and Solutions

- **Device not powering on:** Ensure the battery is charged. Connect to the charger and try again. If unresponsive, perform a forced restart by holding the Power button for 10-15 seconds.
- **Network connectivity issues:** Check if SIM cards are properly inserted. Verify network band compatibility with your carrier. Try toggling Airplane Mode on and off.
- **Slow performance:** Close unused applications. Clear cache and temporary files. Consider a factory reset if issues persist (back up data first).
- **Screen unresponsive:** Restart the device. If the issue continues, contact support.

6. SPECIFICATIONS

Feature	Specification
Model Name	Blade10 Pro Energy
Operating System	Android 15
Processor	UNISOC T7250 Octa Core, 1.8 GHz
RAM	32 GB (6GB physical + 26GB virtual)
Internal Storage (ROM)	256 GB
Expandable Storage	Up to 2TB (TF card)
Display Size	6.56 Inches
Display Resolution	720 x 1600 (HD+)
Refresh Rate	90 Hz
Main Camera	50 MP
Front Camera	8 MP
Battery Capacity	6150 mAh
Charging	18W Fast Charging, Reverse Charging
Connectivity	4.5G, Bluetooth 5.0, NFC, Wi-Fi, USB Type-C
Durability	IP68/IP69K, MIL-STD-810H (Water, Dust, Drop-proof)
Dimensions	3.15 x 0.42 x 6.8 inches (10.7mm thickness)
Weight	1.1 pounds (499 Grams)

Feature	Specification
SIM Card Support	Dual SIM (Triple Card Slot)
Audio Jack	3.5 mm

7. WARRANTY AND SUPPORT

7.1. Warranty Information

Your DOOGEE Blade 10 Pro Energy Rugged Phone comes with a manufacturer's warranty. Please refer to the warranty card included in your product packaging for specific terms, conditions, and duration of coverage. Keep your proof of purchase for warranty claims.

7.2. Customer Support

For further assistance, technical support, or service inquiries, please visit the official DOOGEE website or contact their customer service. You can also find more information and resources on the [DOOGEE Store on Amazon](#).