

YISH Y920

YISH 360° Rotation Car Phone Holder (Model Y920) Instruction Manual

1. INTRODUCTION

Thank you for choosing the YISH 360° Rotation Car Phone Holder, Model Y920. This product is designed to provide a secure and convenient way to mount your smartphone in your vehicle, ensuring safe navigation and accessibility while driving. Please read this manual carefully before installation and use to ensure optimal performance and longevity of your device.

2. PACKAGE CONTENTS

- YISH 360° Rotation Car Phone Holder (Model Y920)

3. PRODUCT FEATURES

- **360° Rotation:** The spherical joint allows for full 360-degree rotation, enabling you to adjust your phone to any desired viewing angle for comfortable and safe driving.
- **Enhanced Stable Clip:** Features a new type of metal + ABS + PC hook design. The integrated metal reinforces the hook, ensuring a firm grip on air vents and preventing breakage. The ABS + PC surface increases friction and reduces wear on the vent blades.
- **Secure Grip:** The clamping arms are made with double-thick, striped silicone for increased friction, ensuring your phone remains stable even on bumpy roads.
- **One-Hand Operation:** Equipped with a one-touch release button. Press the side buttons to automatically open the clamping arms, place your phone, and then gently press the arms to secure the device.
- **Practical Design:** A 0.8 cm retractable kickstand adjusts the phone's position to prevent side buttons from being obstructed by the clamping arms. The charging port is centrally located on the kickstand for uninterrupted charging.

4. INSTALLATION GUIDE

Follow these steps to properly install your YISH Car Phone Holder:

1. **Assemble the Holder:** Attach the phone holder part to the vent clip mechanism. Ensure the spherical joint is securely fastened with the screw collar.
2. **Identify Compatible Vent Type:** This holder is compatible with most horizontal and vertical air vents. It is not suitable for circular or irregularly shaped vents.



Figure 4.1: Compatible Air Vent Types. The holder supports horizontal and vertical vents. Circular or non-standard vents are not supported.

3. **Attach to Air Vent:** Extend the vent hook by rotating the knob. Insert the hook into an air vent blade. Rotate the knob to tighten the hook, securing the holder firmly to the vent.




Figure 4.2: Stable Construction. The reinforced hook and support ring ensure a secure attachment to the air vent.

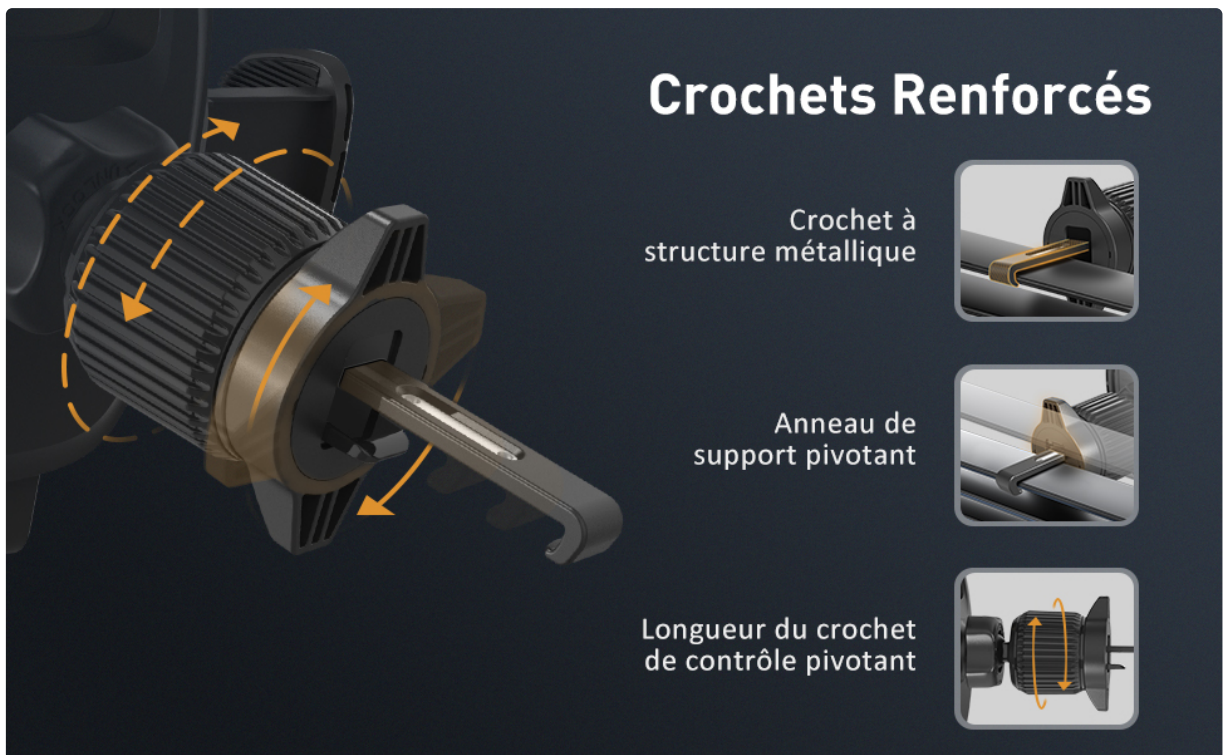


Figure 4.3: Reinforced Stability. The double protection lock mechanism provides extra security, preventing movement.

4. **Adjust Angle:** Loosen the screw collar on the spherical joint, adjust the phone holder to your preferred viewing angle, and then tighten the collar to lock it in place.



Figure 4.4: 360° Rotation. The holder allows for versatile viewing angles to suit your needs.

5. OPERATING INSTRUCTIONS

To use the YISH Car Phone Holder with your smartphone:

1. **Insert Phone:** Press the release buttons on both sides of the holder to open the clamping arms. Place your smartphone into the holder.
2. **Secure Phone:** Gently press the clamping arms inward until they firmly grip your phone. The silicone padding will ensure a secure hold without scratching your device.
3. **Adjust Kickstand:** If needed, adjust the retractable kickstand at the bottom to ensure your phone's buttons are not pressed and the charging port is accessible.

Comment L'utiliser



Figure 5.1: Usage Steps. This image illustrates the process of installing the holder and securing a phone.

SUPPORT DE TÉLÉPHONE UNIVERSEL POUR VOITURE

Convient aux téléphones de 4-7 in (5-8.8 cm large)



5.0-8.8cm (1.97-3.46inch)

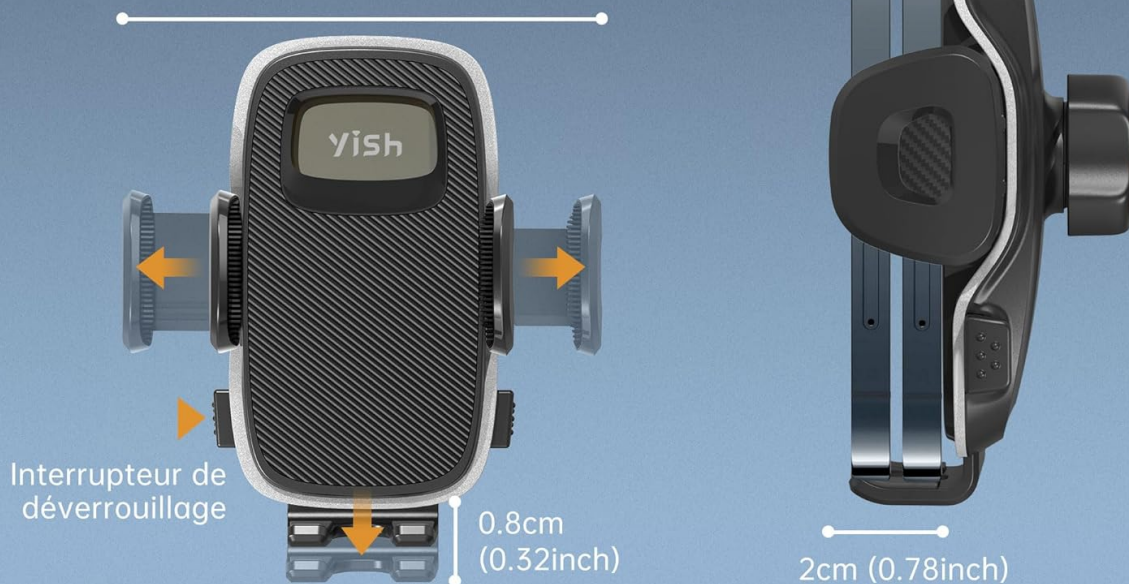


Figure 5.2: Charging Port Access. The design ensures the charging port remains unobstructed.

6. COMPATIBILITY

The YISH Car Phone Holder is universally compatible with most smartphones ranging from 4 to 7 inches in screen size, with a width between 5 cm and 8.8 cm (1.97 to 3.46 inches). This includes models from iPhone, Samsung, Huawei, Xiaomi, Google, Sony, LG, and more.



Figure 6.1: Universal Phone Compatibility. The holder accommodates phones from 4 to 7 inches in screen size.

7. MAINTENANCE

To maintain your YISH Car Phone Holder in optimal condition:

- Clean the holder regularly with a soft, damp cloth.
- Avoid using harsh chemicals or abrasive cleaners, as these can damage the materials.
- Ensure the vent clip and clamping arms are free from dust or debris to maintain a secure grip.

8. TROUBLESHOOTING

If you encounter any issues with your YISH Car Phone Holder, consider the following:

- **Holder is not stable:** Ensure the vent hook is fully tightened into an appropriate vent blade. Verify that your car's air vent type is compatible (horizontal or vertical slats).
- **Phone is not held securely:** Make sure the clamping arms are fully closed around your phone. The silicone pads should make firm contact with the phone's sides.
- **Phone buttons are pressed:** Adjust the retractable kickstand at the bottom of the holder to reposition your phone higher or lower, preventing interference with side buttons.

9. SPECIFICATIONS

Feature	Detail
Model Number	Y920
Dimensions (L x W x H)	5.6 x 7.8 x 16.5 cm (2.2 x 3.1 x 6.5 inches)
Weight	160 Grams (0.35 lbs)
Material	Metal, Silicone, ABS, PC
Color	Black
Compatible Phone Size	4-7 inches (width: 5-8.8 cm / 1.97-3.46 inches)
Mounting Type	Car Air Vent (Horizontal/Vertical)
Special Feature	360° Rotatable, One-Hand Operation, Retractable Kickstand
Water Resistance Level	Waterproof
Manufacturer	Shenzhen Green Electrical Appliance Co., Ltd.
Country of Origin	China

10. WARRANTY AND SUPPORT

For warranty information or technical support, please refer to the product packaging or contact your retailer. Keep your purchase receipt for warranty claims.