

## Manuals+

[Q & A](#) | [Deep Search](#) | [Upload](#)

manuals.plus /

- › [Hisense](#) /
- › [Hisense 43E7Q Series 4K Ultra HD Smart QLED TV User Manual](#)

## Hisense 43E7Q

# Hisense 43E7Q Series 4K Ultra HD Smart QLED TV User Manual

Model: 43E7Q

## 1. INTRODUCTION

---

This user manual provides comprehensive instructions for the Hisense 43E7Q Series 4K Ultra HD Smart QLED TV. Please read this manual thoroughly before operating your television and retain it for future reference. This television features Quantum Dot Technology, 4K Ultra HD resolution, and smart capabilities powered by VIDAA TV.



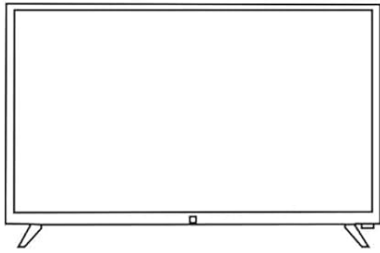
Image: Front view of the Hisense 43E7Q Series 4K Ultra HD Smart QLED TV, highlighting its 43-inch QLED display, 4K resolution, Dolby Vision-Atmos support, and 120Hz refresh rate.

## 2. WHAT'S IN THE BOX

Verify that all components are present in the packaging:

- Hisense Television (1N)
- Hisense Voice Remote (1N)
- Table Stand (2N)
- Warranty Card (1N)
- Batteries (2N)
- Manual (1N)

# What's in the Box



Hisense TV



Hisense  
Voice Remote

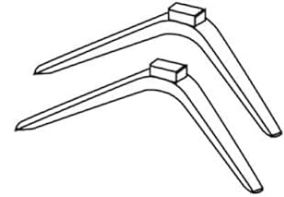
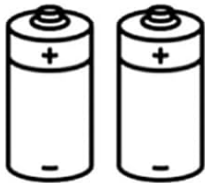


Table  
Stand\*2



Batteries\*2



Warranty Card



Manual

Image: A diagram illustrating the contents of the Hisense TV box, including the TV unit, remote, two table stands, two batteries, a warranty card, and a manual.

## 3. SETUP

### 3.1 Attaching the Table Stand

1. Carefully place the TV face down on a soft, clean surface to prevent screen damage.
2. Align each table stand with the corresponding screw holes on the bottom of the TV.
3. Secure the stands using the provided screws.


### 3.2 Wall Mounting (Optional)

For wall mounting, use a VESA compatible wall mount kit (not included). The VESA wall mount size for this model is 200x300mm.

- Refer to the wall mount kit's instructions for proper installation.
- Ensure the wall can support the weight of the TV (6.8 kg without stand).



## One Click Access



## Voice Remote



\*The design of the remote control may vary by region.

Image: Technical drawing showing the dimensions of the Hisense E7 QLED TV (L963mm x H560mm x D74mm) and its VESA wall mount size (200x300mm), along with product weights with and without stand.

### 3.3 Connecting Peripherals

The TV offers various connectivity options:

- **HDMI Ports:** 3 HDMI ports (HDMI 3 eARC supported) for set-top boxes, gaming consoles, etc.
- **USB Ports:** 2 USB 2.0 ports for hard drives and other USB devices.
- **Ethernet:** 1 RJ45 connector for wired internet.
- **Audio:** 1 earphone Jack, 1 Optical digital audio output (SPDIF).
- **Antenna:** 2 RF- Radio frequency inputs (ANT 1, ANT 2).
- **AV Input:** 1 AV input.
- **Wireless:** Built-in Dual Bands Wi-Fi and Bluetooth 5.0.

# Share to TV

## Click, Cast, Enjoy



Image: A detailed view of the Hisense TV's back panel, showing labeled ports including USB (x2), HDMI 2.1 (x3, one with eARC), CI Card Slot, Headphone, ANT (x2), Digital Audio Out, AV Input, and Ethernet.

## 4. OPERATING THE TV

### 4.1 Powering On/Off

Connect the power cord to the TV and a power outlet. Press the power button on the remote or TV to turn it on or off.

### 4.2 Using the Remote Control

The Hisense Voice Remote provides one-touch access to popular streaming apps and voice control features.



Image: A close-up of the Hisense Voice Remote, showing dedicated buttons for Netflix, YouTube, Prime Video, Disney+, and other streaming services, along with a microphone button for voice commands.

- **Voice Control:** Press the microphone button to activate Vidaa Voice or built-in Alexa for commands like "Pause the video," "Turn up the volume," or "Open Netflix."
- **Navigation:** Use the directional pad and OK button to navigate menus.
- **Quick Access:** Dedicated buttons for Netflix, YouTube, Prime Video, Hotstar, SonyLiv, Hungama, JioCinema, Zee5, Eros Now.

## 5. FEATURES

### 5.1 Display Technology

- **Resolution:** 4K Ultra HD (3840 x 2160)
- **Panel:** QLED with Quantum Dot Technology for vibrant colors.
- **Refresh Rate:** 60 hertz (HSR: 120 hertz)

- **Color Depth:** 8bit+FRC
- **Viewing Angle:** 178 degrees wide viewing angle
- **Contrast Ratio:** 4000:1 Native contrast ratio
- **HDR Support:** HDR 10+ Decoding, HLG, Dolby Vision
- **Picture Modes:** Dynamic, Standard, Sports, PC/Game, Energy Saving, Cinema, FILMMAKER MODE.

# VIDAA SMART TV

Easy. Fast. Secure. Global and Local Entertainment.



\*The availability of content and applications varies by territory.

Image: An infographic showcasing key features of the Hisense TV, such as QLED Colour, AI 4K Upscaler, Dolby Vision Atmos, 120Hz Refresh Rate, VIDAA Smart TV, Game Mode PLUS, AI Smooth Motion, Filmmaker Mode, Energy Saving Mode, Voice Control, and Game Bar.

## 5.2 Audio Features

- **Speakers:** 30W Speakers Output (2.0 Channel)
- **Surround Sound:** Dolby Atmos
- **Audio Control:** Audio equalizer
- **Sound Modes:** Standard, Theatre, Sports, Music, Speech, Late Night.

# Game Mode PLUS

Ultra-smooth gaming, lag-free experience



Game Mode PLUS

120HRR



Game Bar

Image: A visual representation of Dolby Vision Atmos, showing sound waves emanating from the TV and enveloping viewers, with the text "Dolby Vision • Atmos: Go inside the story."

## 5.3 Smart TV Features (VIDAA TV)

- **Operating System:** VIDAA TV
- **Voice Control:** Built-in Vidaa Voice, Built-in Alexa.
- **Screen Mirroring:** Miracast, AirPlay.
- **Additional Features:** Sleep Timer, Hotel TV.
- **Supported Apps:** Netflix, YouTube, Prime Video, Hotstar, SonyLiv, Hungama, JioCinema, Zee5, Eros Now.

# Filmmaker Mode

Watch your movies and TV shows the way the filmmakers intended



Image: A screenshot of the VIDAA Smart TV home screen on a Hisense TV, displaying various app icons like Netflix, Prime Video, YouTube, Hotstar, SonyLiv, and others, with the text "VIDAA SMART TV: Easy. Fast. Secure. Global and Local Entertainment."

## 5.4 Gaming Features

- **Game Mode PLUS:** For ultra-smooth, lag-free gaming experience.
- **VRR (Variable Refresh Rate):** Reduces input lag and eliminates screen tearing.
- **ALLM (Auto Low Latency Mode):** Automatically switches to low-latency mode for gaming.
- **Game Bar:** Integrated control center to adjust gaming options and monitor gameplay data.

# VIDAA SMART TV

Easy. Fast. Secure. Global and Local Entertainment.



\*The availability of content and applications varies by territory.

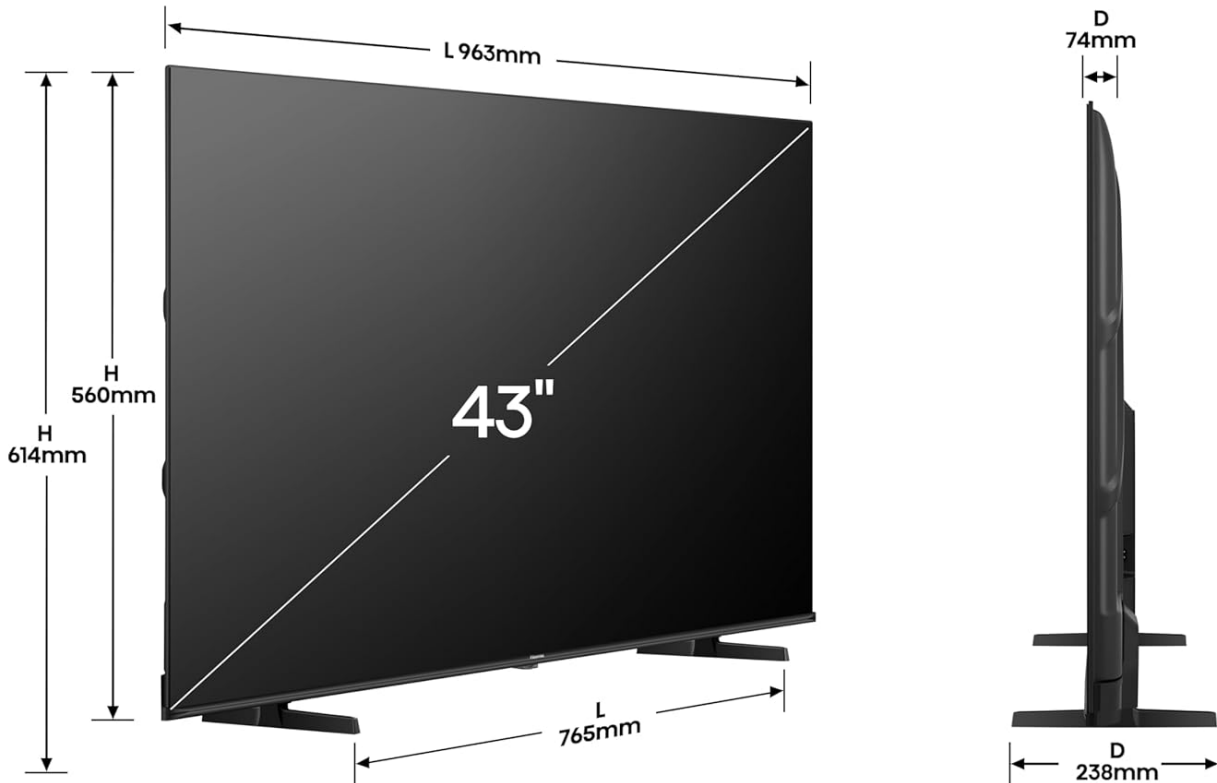
Image: A dynamic image illustrating the "Game Mode PLUS" feature, showing a racing car with motion blur, emphasizing "Ultra-smooth gaming, lag-free experience" and icons for Game Mode PLUS, 120HRR, and Game Bar.

## 5.5 Filmmaker Mode

Experience movies and TV shows exactly as the filmmakers intended. This mode preserves the original aspect ratio, colors, and frame rates, disabling post-processing effects like motion smoothing.

# Hisense

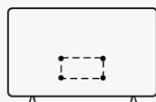
# E7 QLED



\*Product appearance may vary by sizes.

### VESA Wall Mount Size:

200×300mm



### Product Weight

With stand: 6.9kg

Without stand: 6.8kg



Image: A visual depicting "Filmmaker Mode," showing a person editing video content on multiple monitors, with a large TV screen in the background displaying a cinematic scene, conveying the message "Watch your movies and TV shows the way the filmmakers intended."

### 5.6 AI 4K Upscaler

This feature intelligently upscales fuzzy images and lower-resolution content to near 4K quality, enhancing clarity and detail for all your favorite content.

# VIDAA SMART TV

Easy. Fast. Secure. Global and Local Entertainment.



\*The availability of content and applications varies by territory.

Image: An illustration of the "AI 4K Upscaler" feature, showing a horse and rider with a magnified section of the horse's mane demonstrating the upscaling from lower resolution to 4K quality, with the text "Fuzzy images are upscaled close to 4K quality."

## 5.7 Share to TV

Easily cast or mirror content from your devices (smartphones, laptops) to the TV using Miracast or Apple AirPlay. Supports HDMI 2.1, Bluetooth, and USB connectivity for sharing.

# VIDAA SMART TV

Easy. Fast. Secure. Global and Local Entertainment.



\*The availability of content and applications varies by territory.

Image: A scene demonstrating the "Share to TV" feature, with a Hisense TV displaying content mirrored from a smartphone, surrounded by a PlayStation, subwoofer, and headphones, highlighting compatibility with Apple AirPlay, Apple Home, HDMI 2.1, Bluetooth, and USB.

## 6. MAINTENANCE

### 6.1 Cleaning the TV

- Always unplug the TV before cleaning.
- Use a soft, lint-free cloth to wipe the screen and cabinet.
- For stubborn marks, dampen the cloth lightly with water or a mild, non-abrasive screen cleaner. Do not spray cleaner directly onto the screen.
- Avoid using alcohol, benzene, thinners, or other volatile substances.

### 6.2 General Care

- Do not block ventilation openings.
- Keep the TV away from direct sunlight, heat sources, and excessive dust.

- Avoid placing heavy objects on top of the TV.

## 7. TROUBLESHOOTING

Problem	Possible Cause / Solution
No power	Check if the power cord is securely plugged into the TV and the power outlet. Ensure the power outlet is active.
No picture, but sound is present	Check the input source. Ensure the connected device (set-top box, console) is powered on and functioning correctly.
No sound, but picture is present	Check the volume level. Ensure Mute is not activated. Check audio cables if external speakers are used.
Remote control not working	Check and replace batteries. Ensure there are no obstructions between the remote and the TV's IR sensor.
Smart TV features slow or unresponsive	Check internet connection. Restart the TV by unplugging it for a few minutes. Ensure the TV's software is up to date.

If the issue persists, please refer to the warranty and support section for further assistance.

## 8. SPECIFICATIONS

Feature	Detail
Brand	Hisense
Model	43E7Q
Screen Size	43 Inches (108 cm)
Display Technology	QLED
Resolution	4K Ultra HD (3840 x 2160)
Refresh Rate	60 Hz (HSR: 120 Hz)
Operating System	VIDAA U
Memory Storage Capacity	8 GB
RAM Memory Installed Size	1.5 GB
HDMI Ports	3 (HDMI 3 eARC supported)
USB Ports	2 (USB 2.0)
Bluetooth	Yes (Bluetooth 5.0)
Wi-Fi	Built-in Dual Bands Wi-Fi
Audio Output	30W Speakers, Dolby Atmos
Product Dimensions (LxWxH)	96.3 x 7.4 x 56 cm

Feature	Detail
Item Weight	6.8 kg (without stand)
Power Consumption (On-mode)	240 watts
Country of Origin	India

## 9. WARRANTY AND SUPPORT

**Warranty Information:** This product comes with a 1 Year Comprehensive Warranty provided by Hisense from the date of purchase. The warranty can be availed using the invoice.

**Customer Support:** For any technical assistance, troubleshooting, or warranty claims, please contact Hisense customer service. User manual can also be accessed from the brand website under About this item/ Product details section.

Manufacturer: Hisense India Pvt Ltd, Location: Plot No. S-1, E-City, Fabcity, Raviryala(V), Maheshwaram(M), Ranga Reddy (Dist.), Telangana State, India - 501510

© 2025 Hisense. All rights reserved.

This manual is for informational purposes only. Specifications are subject to change without notice.