

[Manuals.plus](#) /

› [SANSHREUNI](#) /

› SANSHREUNI C25 Ultra Android 14 Smartphone User Manual

SANSHREUNI C25 Ultra

SANSHREUNI C25 Ultra Android 14 Smartphone User Manual

Model: C25 Ultra

INTRODUCTION

This manual provides detailed instructions for the SANSHREUNI C25 Ultra smartphone. It covers device setup, operation, maintenance, and troubleshooting to ensure optimal performance and user experience. Please read this manual thoroughly before using your device.

WHAT'S IN THE BOX

Verify that all items are present in the package:

- SANSHREUNI C25 Ultra Smartphone
- Charger
- USB Cable
- Phone Case
- Protective Screen
- Headphones
- SIM Card Pin
- User Manual



Image: The SANSHREUNI C25 Ultra smartphone along with its standard accessories, including charger, USB cable, phone case, screen protector, headphones, and SIM card pin.

SETUP GUIDE

1. SIM Card and TF Card Installation

The C25 Ultra supports dual Nano SIM cards and a TF (microSD) card for expanded storage. Use the provided SIM card pin to open the SIM tray.

1. Locate the SIM tray on the side of the phone.

2. Insert the SIM card pin into the small hole on the SIM tray and press gently until the tray ejects.
3. Place your Nano SIM cards and/or TF card into the designated slots on the tray. Ensure the gold contacts face downwards.
4. Carefully reinsert the tray into the phone until it clicks into place.



Image: A close-up view of the SANSHREUNI C25 Ultra's SIM tray, illustrating the correct placement for two SIM cards and one TF (microSD) card.

2. Initial Power On and Charging

- Press and hold the Power button (usually on the right side) until the SANSHREUNI logo appears.
- Follow the on-screen prompts to complete the initial setup, including language selection, Wi-Fi connection, and Google account setup.
- Before first use, it is recommended to fully charge the device using the provided USB cable and charger. Connect the USB Type-C cable to the phone's charging port and the charger to a power outlet.



Image: The SANSHREUNI C25 Ultra displaying its charging screen, indicating the battery level and charging status.

OPERATING INSTRUCTIONS

1. Android 14 Operating System

Your SANSHREUNI C25 Ultra runs on Android 14, offering an intuitive and customizable user experience. Navigate through the interface using gestures or on-screen buttons. Access notifications by swiping down from the top of the screen and quick settings by swiping down again.

2. Display and Interaction

The device features a 6.9-inch HD display with a 120Hz refresh rate for smooth visuals. The 1440x3040 resolution provides clear and vibrant images.

Smartphone large screen

Advanced industrial design: 19:9 aspect ratio - the screen is wider, larger, and clearer. Our models are very popular and have a strong sense of modernity.

6.9inch

FHD Super-V Display

1440*3040

Resolution

87.3%

Screen-to-body Ratio



Image: The SANSHREUNI C25 Ultra displaying a vibrant image on its 6.9-inch HD screen, highlighting the high resolution and immersive viewing experience.

3. Performance and Storage

Equipped with a Snapdragon 8 Gen2 processor and 8GB of RAM, the C25 Ultra delivers efficient performance for multitasking and demanding applications. The 256GB internal storage provides ample space for apps, photos, and videos.

6800mAh Battery

With a high capacity 6800mAh battery and our own battery saving technology, can confidently last a full day of medium -to -heavy use without charging,



6800mAh
Large battery



Power saving
Long standby



Anti-overcharge
Safety polymer battery

6800mAh




Image: A visual representation of the Snapdragon 8 Gen2 processor chip, emphasizing its role in the phone's high performance.

8+256GB Flash memory

8GB of memory and 256GB storage space, ensuring smooth loading of screens, common game process resident in the background, quickly switch to other applications in seconds and are not afraid of being killed even if hung up for a long time.



Image: The SANSHREUNI C25 Ultra displaying multiple applications, illustrating the smooth operation provided by 8GB RAM and 256GB storage.

4. Camera Usage

The C25 Ultra features a dual camera system. Open the Camera app to capture photos and videos. Explore various modes such as Portrait, Night, and Pro for enhanced photography.

5. Connectivity

The phone supports 5G cellular networks for fast data speeds and Wi-Fi for local network connectivity. To connect to Wi-Fi, go to **Settings > Network & internet > Wi-Fi** and select your desired network.

6. Face Recognition

Unlock your device securely using face recognition. To set up, go to **Settings > Security & privacy > Face unlock** and follow the on-screen instructions. This feature works even in low-light conditions.

Snapdragon 8 Elite

Reshaping Android resource scheduling mechanism, greatly reducing the probability of stagnation, crashes and so on, so that you can receive red packets faster. The key experience between game engines, playing large-scale games, has greatly improved the network speed, frame rate and picture smoothness.




Image: A user demonstrating the face recognition feature on the SANSHREUNI C25 Ultra, showing the facial scanning interface.

7. GPS Navigation

Utilize the built-in GPS for accurate navigation. Open a mapping application (e.g., Google Maps) to get directions, explore locations, and track your route.

Zero photosensitive Face recognition

Zero-light face recognition that hides infrared light, does not require glare in dark environments, and is still easy to read your "face"




Image: The SANSHREUNI C25 Ultra displaying a navigation map, indicating its GPS capabilities for precise location tracking and route guidance.

8. Stylus Functionality (if applicable)

If your model includes a stylus, it can be used for precise input, drawing, and note-taking. The stylus can be stored within the phone body for convenience.

MORE WAYS TO EXPRESS by BUILT in Pen

Express yourself with pinpoint precision. built-in Pen lets you doodle directly on photos and make more accurate edits. Quickly jot down messages and convert your handwriting to text.

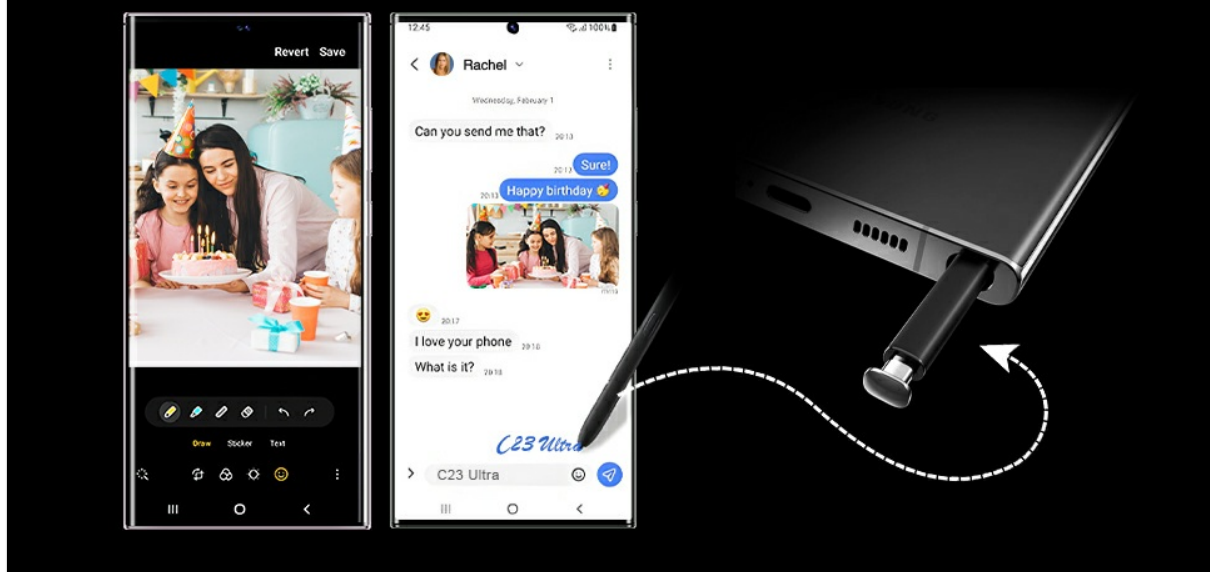


Image: The SANSHREUNI C25 Ultra shown with its integrated stylus, demonstrating its use for precise interaction and creative tasks.

MAINTENANCE

1. Battery Care

The C25 Ultra is equipped with a 6800mAh battery. To prolong battery life:

- Avoid extreme temperatures.
- Do not let the battery drain completely before recharging frequently.
- Use only the provided charger and USB cable.
- Unplug the charger once the battery is full to prevent overcharging.

2. Cleaning Your Device

Use a soft, lint-free cloth to clean the screen and body of your phone. Avoid using harsh chemicals or abrasive materials that could damage the device.

3. Software Updates

Regularly check for and install software updates to ensure your device has the latest features, security patches, and performance improvements. Go to **Settings > System > System update** to check for updates.

TROUBLESHOOTING

Problem	Possible Cause	Solution
---------	----------------	----------

Problem	Possible Cause	Solution
Slow Performance / Unresponsive	Too many apps running in the background, low storage, software glitch.	<ul style="list-style-type: none"> • Close unnecessary background applications. • Clear cache and temporary files. • Restart the phone. • Check for system updates.
No Cellular Service	Out of network coverage, SIM card issue, network settings.	<ul style="list-style-type: none"> • Move to an area with better network coverage. • Restart the phone. • Check if the SIM card is properly inserted. • Go to Settings > Network & internet > Mobile network and ensure mobile data is enabled.
Low Volume	Volume settings, speaker obstruction, software issue.	<ul style="list-style-type: none"> • Increase media and call volume using the volume buttons or Settings > Sound & vibration. • Ensure speakers are not blocked. • Restart the phone.
Blank Screen / Screen Freezes	Software crash, low battery, hardware malfunction.	<ul style="list-style-type: none"> • Press and hold the Power button for 10-15 seconds to force restart. • Charge the phone for at least 30 minutes. • If the issue persists, contact customer support.

SPECIFICATIONS

Feature	Detail
Model Name	C25 Ultra
Brand	SANSHREUNI
Operating System	Android 14
Processor	Snapdragon 8 Gen2, 2.6 GHz
RAM	8 GB
Internal Storage	256 GB

Feature	Detail
Expandable Storage	Up to 256 GB (TF card)
Screen Size	6.9 Inches
Display Type	AMOLED
Resolution	1440 x 3040
Refresh Rate	120 Hz
Battery Capacity	6800 mAh
Cellular Technology	3G/4G/5G
SIM Card Slot	Dual SIM (Nano)
Connectivity	Wi-Fi, USB Type C
Biometric Security	Face Recognition
GPS	True
Water Resistance	Not Water Resistant

WARRANTY AND SUPPORT

Warranty Information

The SANSHREUNI C25 Ultra comes with a 1-year limited warranty. This warranty covers manufacturing defects and workmanship under normal use. It does not cover damage caused by misuse, accidents, unauthorized modifications, or normal wear and tear. Please retain your proof of purchase for warranty claims.

Customer Support

If you encounter any issues or have questions regarding your SANSHREUNI C25 Ultra, please contact our customer support team. We are committed to resolving any problems within 24 hours.

For support, please visit our official website or refer to the contact information provided in your product packaging.