

## SUNKTA EF17-C-US

# SUNKTA Military Smart Watch EF17-C-US User Manual

Comprehensive instructions for setup, operation, and maintenance.

### 1. INTRODUCTION

Welcome to the user manual for your new SUNKTA Military Smart Watch EF17-C-US. This device is designed to be a robust and versatile companion for your daily life and outdoor activities, featuring an AMOLED display, integrated flashlight, Bluetooth calling, and extensive health and fitness tracking capabilities. Please read this manual thoroughly to ensure proper usage and to maximize your experience with the watch.



Figure 1: SUNKTA Military Smart Watch EF17-C-US with various display modes and strap options.

## 2. WHAT'S IN THE BOX

Upon opening your product packaging, verify that all the following items are included:

- Smart Watch
- Metal Strap
- Silicone Strap
- Strap Accessories
- Charger
- User's Manual (this document)

## 3. PRODUCT OVERVIEW

The SUNKTA EF17-C-US Smart Watch combines a durable design with advanced functionality.

### 3.1 Display and Design

The watch features a 2.13-inch AMOLED HD display, offering clear and vibrant visuals in various lighting conditions. Its square design is complemented by a robust zinc alloy shell and includes options for both metal and breathable silicone straps.



Figure 2: Detail of the 2.13-inch AMOLED display and watch casing.

### 3.2 Integrated LED Flashlight

A unique feature of this smartwatch is its built-in LED flashlight, providing convenient illumination for various situations, such as night activities or power outages.



# POWERFUL LED FLASHLIGHT

Ultra-long range up to 8 meters



## Turn On/ switch Light Mode With One Click



Outdoor activities at night

Power outage

Finding Things

High Light Mode

Figure 3: The watch's integrated LED flashlight in use.

## 4. SETUP GUIDE

### 4.1 Initial Charging

Before first use, fully charge your smartwatch. Connect the provided magnetic charger to the charging contacts on the back of the watch and plug the USB end into a power adapter (not included) or a computer USB port. A full charge typically takes 1-2 hours.



Figure 4: Battery life and charging efficiency of the smartwatch.

## 4.2 App Installation

To unlock the full potential of your smartwatch, download and install the **FitCloudPro** application on your smartphone. The app is available for both iOS and Android devices. Search for "FitCloudPro" in your device's app store.

## 4.3 Device Pairing

After installing the app and fully charging your watch:

1. Ensure Bluetooth is enabled on your smartphone.
2. Open the FitCloudPro app and follow the on-screen instructions to add a new device.
3. Select your SUNKTA EF17-C-US from the list of available devices.
4. Confirm the pairing request on both your watch and smartphone.



The watch is compatible with iOS 11.0 and above (calls require iOS 13 and above) and Android 5.0 and above, utilizing Bluetooth 4.0 or higher.

5. OPERATING INSTRUCTIONS

5.1 Basic Navigation

Navigate the watch interface using touch gestures on the AMOLED screen. Swipe left, right, up, or down to access different functions and menus. The side button, which may also be a rotary crown, can be used for screen wake-up, menu access, or scrolling.

5.2 Bluetooth Calling and Message Notifications

Once paired with your smartphone, the watch allows you to answer and make calls directly from your wrist. It also synchronizes notifications from various platforms, including SMS, WhatsApp, and email.



Figure 5: Bluetooth calling interface and message reminders on the watch.



### 5.3 Sports Modes

The watch supports over 100 sports modes, allowing you to track various physical activities. Select your desired sport from the watch's menu to record data such as steps, calories burned, distance, and heart rate.



Figure 6: Overview of the 100+ sports modes available for tracking.

### 5.4 Health Monitoring

Monitor your health metrics with the integrated sensors. The watch can track:

- Heart Rate
- Blood Oxygen (SpO2)
- Sleep Quality
- Pedometer (Step Count)
- Calorie Consumption



**Note:** The data provided by this watch is for general fitness reference only and should not be used for professional medical diagnosis.

# 500mAh Ultra-large Battery Excellent Battery Life



## Why choose our men's smart watch?

Others		Ours	
	<div><div>✗</div><div>1-3 Days</div></div>	<div>BATTERY LIFE</div>	<div>5-7 Days</div> <div></div>
	<div><div>✗</div><div>3-5 Hours</div></div>	<div>CHARGING TIME</div>	<div>1-2 Hours</div> <div></div>
	<div><div>✗</div><div>12 Days</div></div>	<div>STANDBY TIME</div>	<div>25 Days</div> <div></div>



Figure 7: Health monitoring features including heart rate, blood oxygen, and sleep data.

5.5 Additional Features

The SUNKTA EF17-C-US includes several other useful functions:

- Weather Forecast
- Stopwatch
- Timer
- Music Control
- Brightness Adjustment
- Find Phone



- Alarm Clock
- Camera Control
- Calculator



Figure 8: Overview of additional smart watch functionalities.

## 6. MAINTENANCE

### 6.1 Water Resistance

The SUNKTA EF17-C-US is rated 5ATM and IP68 waterproof, meaning it can withstand sweat, rain, handwashing, and swimming. Avoid prolonged exposure to hot water or steam, and do not press buttons underwater.



Figure 9: The watch's 5ATM water resistance for various activities.

## 6.2 Cleaning

To maintain the watch's appearance and functionality, regularly clean the screen and straps with a soft, dry cloth. If necessary, a slightly damp cloth can be used for the watch body, ensuring it is dried thoroughly afterward. Avoid using harsh chemicals or abrasive materials.

## 7. TROUBLESHOOTING

If you encounter any issues with your SUNKTA EF17-C-US Smart Watch, consider the following common solutions:

- **Watch not turning on:** Ensure the watch is fully charged. Connect it to the charger for at least 30 minutes.
- **Cannot pair with phone:** Check that Bluetooth is enabled on your phone and the watch is within range. Restart both the watch and your phone, then try pairing again through the FitCloudPro app.



- **Notifications not received:** Verify that notification permissions are granted to the FitCloudPro app in your phone's settings. Also, ensure the app is running in the background.
- **Inaccurate health data:** Ensure the watch is worn snugly on your wrist, not too tight or too loose. Clean the sensor on the back of the watch.
- **Short battery life:** Reduce screen brightness, disable unnecessary features, or limit continuous heart rate monitoring.

For persistent issues or further assistance, please contact SUNKTA customer support.

## 8. SPECIFICATIONS

Feature	Specification
Model Number	EF17-C-US
Display	2.13 Inches AMOLED HD Touch Screen
Battery Capacity	500 mAh Lithium Polymer
Battery Life (Normal Use)	5-7 Days
Standby Time	Up to 25 Days
Charging Time	1-2 Hours
Water Resistance	5ATM & IP68
Connectivity	Bluetooth 5.0
Compatibility	iOS 11.0+ (iOS 13+ for calls), Android 5.0+
Operating System	AsteroidOS
Memory Storage Capacity	1 GB
Item Weight	3.17 ounces
Package Dimensions	7.87 x 3.54 x 0.79 inches
Special Features	LED Flashlight, Always-On Display, Weather Forecast, Stopwatch, Timer, Music Control, Pedometer, Brightness Adjustment, Find Phone, Alarm Clock, Camera Control, Calculator

## 9. WARRANTY AND SUPPORT


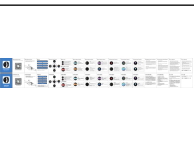

Your SUNKTA Military Smart Watch EF17-C-US comes with a**24-month warranty** from the date of purchase, covering manufacturing defects. Additionally, SUNKTA offers a **6-month return service** and **24-hour online support** for any inquiries or issues you may encounter.

For warranty claims, technical support, or any operational questions, please contact SUNKTA customer service through the contact information provided with your purchase or on the official SUNKTA website.




Figure 10: Example of the watch's calling feature.

Related Documents - EF17-C-US

	<p><a href="#">SUNKTA Smart Watch User Manual - FitCloudPro App Guide</a></p> <p>Comprehensive user manual for the SUNKTA BWK65/K62 Smart Watch, detailing setup, pairing with the FitCloudPro app, smartwatch functions, app features, notifications, and watch face customization. Compatible with Android and iOS.</p>
	<p><a href="#">SUNKTA BW0223 Smart Watch User Manual</a></p> <p>Comprehensive user manual for the SUNKTA BW0223 Smart Watch, covering setup, features, usage, and specifications. Learn how to pair, charge, and utilize all smart functionalities.</p>
	<p><a href="#">SMART BW1847 Smartwatch User Guide and Features</a></p> <p>Explore the features and functionalities of the SMART BW1847 smartwatch, including setup, app integration with FitCloudPro, Bluetooth connectivity, and troubleshooting tips for optimal user experience.</p>





### [Hama Smartwatch 9000 Quick Start Guide & Features](#)

Concise guide to charging, pairing, and navigating your Hama Smartwatch 9000. Connect to the Hama FIT move app for full functionality.